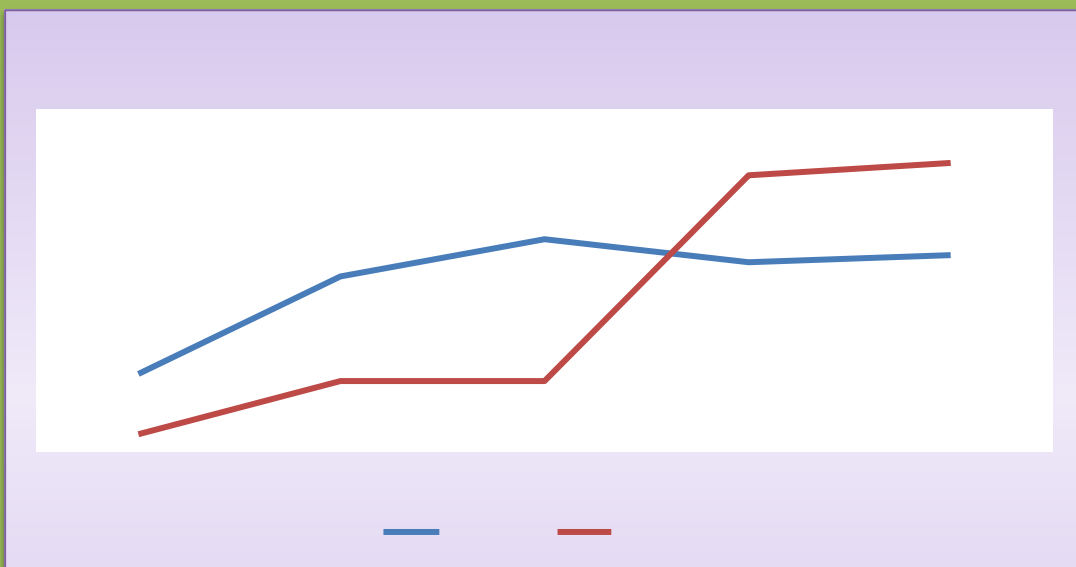




FEDERAL MINISTRY OF EDUCATION
NIGERIA DIGEST OF EDUCATION
STATISTICS



2018/2019

Forward

The growth and development of any nation depends on the skills of its workforce which in turn depends on the quality of its education system. Therefore, the need for the progress and continuing improvement in all aspect of the education sector cannot be underscored. This is even more true with respect to the generation and collection of accurate and reliable data.

No doubt, the absence of accurate and reliable data has been a major challenge in Nigeria in the past. Effective policy formulation in the education sector will be a daunting task in the absence of reliable data that is evidence based. Credible, timely and accurate data will facilitate optimal allocation of resources to address identified challenges in the sector. This is exactly what the Nigeria Digest of Education Statistics 2019 has achieved, having built on significant progress made in 2018 edition.

We have observed some gaps which have been attributed to access challenges with respect to some institutions. In this regards, all public and private schools, together with military and para-military schools are urged to cooperate and collaborate with the Federal Ministry of Education to sustain the success recorded in the production of the Digest. I request all education administrators to put all hands-on deck in this all important task to guarantee the formulation of education policy for Nigeria with reliable data.

The 2019 Digest is more holistic than the previous editions as it capture data of almost all tiers of the Nigeria Education system; comprising preprimary, primary secondary, adult and non – formal, tertiary as well as examination results, education funding interventions and scholarship awards etc. We will strive to go further to expand both Scope and depth in our publications.

This Ministry and especially some states received tremendous support from international development partners in the conducts and compilation of results from the annual school census. Our debt of gratitude also extends to the other stakeholders who participated in the review and publication of the document.

It is my pleasure therefor to present Nigeria Digest of Education Statistics 2018/2019 to all Stakeholders and the general public. We are confident that the information and data distilled therefrom will facilitate effective evidence based planning and reporting. The digest will also address the recurring challenges presented by the absence of accurate, reliable and timely data in the education sectors in Nigeria.



Adamu Adamu
Minister of Education
1st March, 2021

Preface

The functionality and attainment of social political and economic independence of any nation and the nation's ability to key in and compete globally can be identified in the skills of the workforce.

Education is very vital for the progress and development of any nation. The successes made in education could mainly be identified in the areas of quality, availability and reliability of data that are used in planning and policy formulation.

The FME has the mandate to effectively provide guidelines and policy to overcome the key challenges in education sector so as to measure economic progress of a nation.

Over the years, there has been improvement in data collection and process. Nigeria has progressively responded to issues of National and International data through the publication and dissemination of Nigeria Digest of Education Statistics.

The 2019 edition of the Nigeria Digest of Education Statistics has made a tremendous improvement in data collection analysis, report, interpretation and dissemination of information. This will act as a guide in policy and decision making.

The use of various scientific and technological gadgets such as GPS, smartphones, tablets etc has simplified data collection thereby making analysis and reports on data easily accessible.

The content of 2019 Digest is more comprehensive as a result of other, narrations, tables, factsheets, graph and requisite educational indicators that are relevant to Stakeholders and Researchers and they also indicate the progress that are made in the education sector in the state and nation.

The publication also includes both primary and secondary data from all levels of education from the 36 states and FCT. It is hoped that the ongoing exercise in the production of annual Digest will always improve the quality of data year by year.

We sincerely appreciate the support of the Federal Ministry of Education management that ensure this publication to come through.

Equally, we appreciate the support of the Internal Development Partners (IDPs) with particular reference to UNICEF, UNESCO, DFID, World Bank and USAID. We are also grateful to all Education Management Information System Officers and the State Ministries of Education and State Universal Basic Education Boards.



Dr. (Mrs.) Ogochukwu O. Ufoegbene

Director, Educational Planning, Research & Development

22nd February, 2021

Acknowledgment

This report would not have been possible without the valuable contributions of numerous people and institutions who willingly formed the stake holders in the provision of enabling environment to feed the global community with credible and timely data. The Department of Education Planning, Research and Development would like to acknowledge the efforts and contributions of all the establishments at the national and state levels towards this publication.

Our sincere appreciation goes to the Honourable Minister of Education, Adamu Adamu, Honourable Minister of State for Education Honourable Emeka Nwajuba and the Permanent Secretary Arc Sonny S. T. Echono for their leadership and support towards the successful production of the Digest.

We also express our heartfelt gratitude to Director, Education Planning, Research and Development Department, Dr. (Mrs.) Ogochukwu O. Ufoegbene for her exemplary leadership.

The team of experts Dr. (Mrs) G.A.E Makoju retired Director of Planning, Research and Statistics in the Ministry, Aminu Bichi Abdu (Ph.D) from University of Kano and Dr. Simeon Ogbonna are highly appreciated and recognised for the invaluable inputs. We also extend our appreciation to other Technical Partners for their uncommon technical inputs to the document amongst whom are Mr. Udoh Akpanasso ,Acting Director, PRS (UBEC). and Mr. Christopher Obiofuma of Nigeria Bureau of Statistics(NBS), as well as National Population Commission representative.

We express our gratitude to the following stakeholders for their technical support and timely submission of requisite National Population Commission, National Bureau of Statistics, information; Federal Scholarship Board, Finance & Account Department of Federal Ministry of Education, Universal Basic Education Commission, National Universities Commission, National Commission for Colleges of Education, National Board for Technical Education, National Teachers, Institute, Teachers' Registration Council of Nigeria, Tertiary Education Trust Fund, National Mass Education Commission, National Commission for Nomadic Education, West African Examination

Council, National Examination Council, National Business and Technical Examination Board, and the Joint Admissions and Matriculation Board.

The NEMIS Programmer, Mr. Akinwehinmi Gbenga, is specially appreciated not just for providing technical expertise towards the generation of education data but also for his passion for Nigeria Education Management Information System.

Finally, to all staff Statistics and NEMIS and all those who worked tirelessly to actualize this publications, you are sincerely appreciated. May Almighty God continue to keep you all to realize the mission of providing timely and credible education data in Nigeria.



Mathews O. Nganjazor
Head of Statistics and NEMIS
19th February, 2021

TABLE OF CONTENTS

| | |
|--|-------|
| Forward..... | |
| Preface | ii |
| Acknowledgment..... | iii |
| TABLE OF CONTENTS | v |
| LIST OF TABLES..... | vii |
| LIST OF FIGURES..... | xiv |
| Publication Team..... | xv |
| Editorial Team | xvi |
| NIGERIA DIGEST OF EDUCATION STATISTICS 2019 | xvii |
| Abbreviations/Acronyms..... | xvii |
| Demography Data..... | xix |
| CHAPTER ONE..... | 1 |
| EARLY CHILDHOOD CARE DEVELOPMENT EDUCATION AND PRE-PRIMARY EDUCATION..... | 1 |
| 1.0 Introduction..... | 1 |
| 1.1 Number of Schools ECCDE/Pre-Primary Schools..... | 1 |
| 1.2 Summary of National Enrolment for Public and Private ECCDE/ Pre-Primary..... | 3 |
| 1.3 National Enrolment for Public and Private ECCDE/ Pre-Primary Schools by Location and Gender, 2018/2019..... | 4 |
| 1.4 Enrolment in ECCDE/ Pre-Primary Schools by State, Location, Age and Class..... | 5 |
| 1.4 Teachers | 14 |
| 1.4.1 Number and Proportion of Qualified Teachers in ECCDE Schools | 14 |
| 1.5 Facilities..... | 18 |
| 1.5.1 Number and Condition of Classrooms in Public and Private ECCDE/Pre- Primary Schools: 2018/2019..... | 18 |
| 1.5.2 Number of Toilets in Public ECCDE/Pre-Primary Schools, 2018/2019..... | 19 |
| CHAPTER TWO..... | 22 |
| PRIMARY EDUCATION | 22 |
| 2.0 Introduction..... | 22 |
| 2.1 Summary of Public and Private Primary Schools | 22 |
| 2.2 Number of Primary Schools in Nigeria | 23 |
| 2.3 Enrolment in Public and Private Primary Schools | 24 |
| 2.3.1 National Summary of Public and Private Primary Schools Enrolment..... | 24 |
| 2.3.2 Public and Private Schools' Enrolment..... | 26 |
| 2.4 Teachers..... | 35 |
| 2.4.1 National Summary of Teachers | 35 |
| 2.4.2 State Level Teacher Qualifications | 36 |
| 2.5 Facilities..... | 40 |
| CHAPTER THREE..... | 44 |
| JUNIOR SECONDARY SCHOOL..... | 44 |
| 3.0 Introduction:..... | 44 |
| 3.1 Number of Junior Secondary Schools | 44 |
| 3.1.2 Number of Public and Private Junior Secondary Schools by State: 2018/2019 | 45 |
| 3.2 Enrolment in Public and Private JSS by Gender | 46 |
| 3.2.1 National Summary of Public and Private Junior Secondary Schools Enrolment | 46 |
| 3.1.2 Enrolment in Public and Private Junior Secondary Schools by Location (Rural/Urban) and Gender: 2018/2019 | 47 |
| 3.2.3 Enrolment in Junior Secondary Schools by State, Location (Rural/Urban) and Gender, 2018/2019..... | 48 |
| 3.2.4 Enrolment in Junior Secondary Schools by State, Age and Gender: 2018/2019 | 51 |
| 3.2.5 Enrolment in Junior Secondary Schools by State, Class and Gender | 54 |
| 3.3 Teachers in Junior Secondary Schools | 57 |
| 3.3.1 Number of Teachers..... | 57 |
| 3.3.2 Teachers by Qualification | 59 |
| 3.3.4 Summary of Teachers in Public Schools | 62 |
| 3.4 Facilities | 63 |
| 3.4.1 Classrooms | 63 |
| 3.4.2 Toilets..... | 64 |
| CHAPTER FOUR..... | 67 |
| SENIOR SECONDARY SCHOOL DATA..... | 67 |
| 4.0 Introduction | 67 |
| 4.1 Number of Senior Secondary Schools..... | 67 |

| | | |
|--------|---|-----|
| 4.1.1 | Number of Public and Private Senior Secondary Schools by States: 2018/2019..... | 68 |
| 4.2 | Enrolment in Public and Private Senior Secondary Schools..... | 69 |
| 4.2.1 | National Summary of Public and Private Senior Secondary Schools Enrolment..... | 69 |
| 4.2.2 | Enrolment by Location (Rural/Urban)..... | 70 |
| 4.2.3 | Enrolment in Public Senior Secondary Schools by State, Location (Rural/Urban)..... | 71 |
| 4.2.4 | Enrolment in Private Senior Secondary Schools by State, Location (Rural/Urban)..... | 72 |
| 4.2.5 | Enrolment in Public & Private Senior Secondary Schools by State, Location (Rural/Urban)..... | 73 |
| 4.2.6 | Enrolment by State, Age and Gender..... | 74 |
| 4.2.7 | Enrolment in Private Senior Secondary Schools by State, Age..... | 75 |
| 4.2.8 | Enrolment in Public and Private Senior Secondary Schools by State, Age..... | 75 |
| 4.2.9 | Enrolment in Public Senior Secondary Schools by State..... | 77 |
| 4.2.10 | Enrolment in Private Senior Secondary Schools by State..... | 78 |
| 4.2.11 | Enrolment in Public & Private Senior Secondary Schools by State..... | 79 |
| 4.3 | Statistics of Teachers..... | 80 |
| 4.3.1 | Summary of Senior Secondary School Teachers..... | 80 |
| 4.3.2 | Number and Proportion of Qualified Teachers in Public Senior Secondary Schools..... | 81 |
| 4.3.3 | Teachers by Qualification..... | 82 |
| 4.3.4 | Number and Proportion of Qualified Teachers in Public Senior Secondary Schools..... | 83 |
| 4.3.5 | Number and Proportion of Qualified Teachers in Private Senior Secondary Schools..... | 84 |
| | *data from 2017/2018..... | 84 |
| 4.3.6 | Number and Proportion of Qualified Teachers in Public and Private Senior Secondary Schools..... | 85 |
| 4.4 | Facilities..... | 86 |
| 4.4.1 | Number and Condition of Classrooms..... | 86 |
| 4.4.2 | Toilets in Public Senior Secondary Schools..... | 87 |
| 4.4.3 | Toilets in Private Senior Secondary Schools..... | 88 |
| 4.4.4 | Toilets in Public and Private Senior Secondary Schools..... | 89 |
| | CHAPTER FIVE..... | 90 |
| | TERTIARY EDUCATION..... | 90 |
| 5.0 | Introduction..... | 90 |
| 5.1 | Colleges of Education..... | 90 |
| 5.1.1 | Pre - NCE Programme..... | 91 |
| 5.2 | NCE ENROLMENT..... | 99 |
| 5.3 | Polytechnic..... | 153 |
| | CHAPTER SIX..... | 217 |
| | ADULT & NON- FORMAL EDUCATION..... | 217 |
| 6.0 | Introduction..... | 217 |
| 6.1 | Facilitators..... | 227 |
| 6.2 | Nomadic Education..... | 233 |
| | CHAPTER SEVEN..... | 239 |
| | EXAMINATION STATISTICS..... | 239 |
| 7.0 | Introduction..... | 239 |
| 7.1 | West African Examinations Council (WAEC)..... | 239 |
| 7.2 | National Examinations Council (NECO)..... | 245 |
| 7.3 | National Business and Technical Examination Board (NABTEB)..... | 250 |
| 7.4 | Joint Admissions and Matriculation Board (JAMB)..... | 257 |
| 7.5.0 | TEACHERS REGISTRATION COUNCIL OF NIGERIA (TRCN)..... | 263 |
| | CHAPTER EIGHT..... | 266 |
| | FUNDING OF EDUCATION..... | 266 |
| 8.0 | Introduction..... | 266 |
| 8.1 | Universal Basic Education Commission Fund..... | 267 |
| | Source: UBEC..... | 268 |
| | Source: UBEC..... | 270 |
| 8.2 | Tertiary Education Trust Fund..... | 271 |
| 8.3 | Scholarship Awards..... | 285 |

LIST OF TABLES

| | |
|---|-----------|
| Table 1. 1: National Summary of Public and Private ECCDE/Pre-Primary Schools | 1 |
| Table 1. 2: Number of Public and Private ECCDE/Pre-Primary Schools: 2018/2019 | 2 |
| Table 1. 3: Enrolment in Public and Private ECCDE/Pre-Primary Schools by Gender: 2013/2014- 2018/2019 | 3 |
| Table 1. 4: Enrolment in Public and Private ECCDE/Pre-Primary Schools by Location (Rural/Urban) and Gender (Male/Female): 2018/2019 | 4 |
| Table 1. 5: Enrolment in Public ECCDE/Pre-Primary Schools by State, Location and Gender: 2018/2019 | 5 |
| Table 1. 6: Enrolment in Private ECCDE/Pre-Primary Schools by State, Location and Gender, 2018/2019..... | 6 |
| Table 1. 7: Enrolment in Public and Private ECCDE/Pre-Primary Schools by State, Location and Gender, 2018/2019 | 7 |
| Table 1. 8: Enrolment in Public ECCDE Schools by State, Age and Gender: 2018/2019 | 8 |
| Table 1. 9: Enrolment in Private ECCDE Schools by State, Age and Gender: 2018/2019 | 9 |
| Table 1. 10: Enrolment in Public and Private ECCDE Schools by State, Age and Gender: 2018/2019 | 10 |
| Table 1. 11: Enrolment in Public ECCDE Schools by State, Class and Gender: 2018/2019 | 11 |
| Table 1. 12: Enrolment in Private ECCDE Schools by State, Class and Gender: 2018/2019 | 12 |
| Table 1. 13: Enrolment in Public and Private ECCDE Schools by State, Class and Gender: 2018/2019 | 13 |
| Table 1. 14: Teachers in Public and Private Primary Schools by State and Gender 2018/2019..... | 14 |
| Table 1. 15: Number and Proportion of Qualified Teachers in Public ECCDE Schools by State and Gender: 2018/2019 | 15 |
| Table 1. 16: Number and Proportion of Qualified Teachers in Private ECCDE Schools by State and Gender, 2018/2019 | 16 |
| Table 1. 17: Number and Proportion of Qualified Teachers in Public and Private ECCDE Schools by State and Gender: 2018/2019..... | 17 |
| Table 1. 18: Number and Condition of Classrooms by State in ECCDE/Pre-Primary Schools: 2018/2019 | 18 |
| Table 1. 19: Number of Public Toilets in ECCDE/Pre-Primary Schools by State: 2018/2019 | 19 |
| Table 1. 20: Number of Toilets in Private ECCDE/Pre-Primary Schools by State: 2018/2019 | 20 |
| Table 1. 21: Number of Toilets in Public and Private ECCDE/Pre-Primary Schools by State: 2018/2019 | 21 |
| | |
| Table 2. 1: Number of Public and Private Primary Schools: 2014/2015-2018/2019 | 22 |
| Table 2. 2: Number of Public and Private Primary Schools by State: 2018/2019..... | 23 |
| Table 2. 3: Enrolment in Public and Private Primary Schools by Gender: 2013/2014 – 2018/2019..... | 24 |
| Table 2. 4: National Summary of Enrolment in Public and Private Primary Schools by Location (Rural/Urban) and Gender: 2018/2019 | 25 |
| Table 2. 5: Enrolment in Public Primary Schools by State, Location (Rural/Urban) & Gender: 2018/2019 | 26 |
| Table 2. 6: Enrolment in Private Primary Schools by State, Location (Rural/Urban) & Gender: 2018/2019..... | 27 |
| Table 2. 7: Enrolment in Public and Private Primary Schools by State, Location (Rural/Urban) & Gender: 2018/2019 | 28 |
| Table 2. 8: Enrolment in Public Primary Schools by State, Age & Gender: 2018/2019 | 29 |
| Table 2. 9: Enrolment in Private Primary Schools by State, Age & Gender: 2018/2019 | 30 |
| Table 2. 10: Enrolment in Public and Private Primary Schools by State, Age & Gender: 2018/2019..... | 31 |
| Table 2. 11: Enrolment in Public Primary Schools by State, Class & Gender: 2018/2019..... | 32 |
| Table 2. 12: Enrolment in Private Primary Schools by State, Class & Gender: 2018/2019 | 33 |
| Table 2. 13: Enrolment in Public and Private Primary Schools by State, Class & Gender: 2018/2019..... | 34 |
| Table 2. 14: National Summary of Primary School Teachers and Qualified Teachers by Gender: 2014/2015-2018/2019 | 35 |
| Table 2. 15: Teachers in Public and Private Primary Schools by State and Gender 2018/2019..... | 36 |
| Table 2. 16: Number and Proportion of Qualified Teachers in Public Primary Schools by State and Gender: 2018/2019 | 37 |
| Table 2. 17: Number and Proportion of Qualified Teachers in Private Primary Schools by State and Gender: 2018/2019..... | 38 |
| Table 2. 18: Number and Proportion of Qualified Teachers in Public and Private Primary Schools by State and Gender: 2018/2019..... | 39 |
| Table 2. 19: Number and Condition of Classrooms in Public and Private Primary Schools by State: 2018/2019 | 40 |
| Table 2. 20: Number of Toilets in Public Primary Schools by States: 2018/2019 | 41 |

| | |
|---|-----------|
| Table 2. 21: Number of Toilets in Private Primary Schools by State: 2018/2019..... | 42 |
| Table 2. 22: Number of Toilets in Public and Private Primary Schools by State: 2018/2019..... | 43 |
| Table 3. 1: Number of Public and Private JSS: 2014/2015 – 2018/2019 | 44 |
| Table 3. 2: Number of Public and Private Junior Secondary Schools by State: 2018/2019 | 45 |
| Table 3. 3: Summary of Enrolment in Public and Private Junior Secondary Schools by Gender: 2014/2015- 2018/2019 | 46 |
| Table 3. 4: Enrolment in Public and Private Junior Secondary Schools by Location (Rural/Urban) and Gender: 2018/2019 | 47 |
| Table 3. 5: Enrolment in Public Junior Secondary Schools by State, Location (Rural/Urban) and Gender: 2018/2019 | 48 |
| Table 3. 6: Enrolment in Private Junior Secondary Schools by State, Location (Rural/Urban) and Gender: 2018/2019 | 49 |
| Table 3. 7: Enrolment in Public and Private Junior Secondary Schools by State, Location (Rural/Urban) and Gender: 2018/2019..... | 50 |
| Table 3. 8: Enrolment in Public Junior Secondary Schools by State, Age and Gender: 2018/2019 | 51 |
| Table 3. 9: Enrolment in Private Junior Secondary Schools by State, Age and Gender: 2018/2019 | 51 |
| Table 3. 10: Enrolment in Public and Private Junior Secondary Schools by State, Age and Gender: 2018/2019..... | 53 |
| Table 3. 11: Enrolment in Public Junior Secondary Schools by State, Class and Gender: 2018/2019..... | 54 |
| Table 3. 12: Enrolment in Private Junior Secondary Schools by State, Class and Gender, 2018/2019..... | 55 |
| Table 3. 13: Enrolment in Public and Private Junior Secondary Schools by State, Class and Gender: 2018/2019.... | 56 |
| Table 3. 14: National Summary of Public and Private JSS Teachers by Gender: 2014/2015 - 2018/2019 | 57 |
| Table 3. 15: Teachers in Public and Private Junior Secondary Schools by State and Gender: 2018/2019..... | 58 |
| Table 3. 16: Number and Proportion of Qualified Teachers in Public Junior Secondary Schools by State and Gender: 2018/2019 | 59 |
| Table 3. 17: Number and Proportion of Qualified Teachers in Private Junior Secondary Schools by State and Gender: 2018/2019..... | 60 |
| Table 3. 18: Number and Proportion of Qualified Teachers in Public and Private Junior Secondary Schools by State and Gender: 2018/2019 | 61 |
| Table 3. 19: Summary of Public JSS Teachers, Qualified Teachers and % of Qualified Teachers by Gender: 2014/2015-- 2018/2019 | 62 |
| Table 3. 20: Number and Condition of Classrooms by State in Public and Private Junior Secondary School: 2018/2019 | 63 |
| Table 3. 21: Number of Toilet Facilities by State in Public Junior Secondary Schools: 2018/2019 | 64 |
| Table 3. 22: Number of Toilet Facilities by State in Private Junior Secondary School: 2018/2019..... | 65 |
| Table 3. 23: Number of Toilet Facilities by State in Public and Private Junior Secondary Schools: 2018/2019..... | 66 |
| Table 4. 1: Number of Public and Private Senior Secondary Schools: 2014/2015- 2018/2019..... | 67 |
| Table 4. 2: Number of Public and Private Senior Secondary Schools by States: 2018/2019..... | 68 |
| Table 4. 3: Enrolment in Public and Private Senior Secondary Schools by Gender: 2014/2015 - 2018/2019 | 69 |
| Table 4. 4: Enrolment in Public and Private Senior Secondary Schools by Location (Rural/Urban) and Gender: 2018/19..... | 70 |
| Table 4. 5: Enrolment in Public Senior Secondary Schools by State, Location (Rural/Urban) and Gender: 2018/2019 | 71 |
| Table 4. 6: Enrolment in Private Senior Secondary Schools by State, Location (Rural/Urban) and Gender: 2018/2019 | 72 |
| Table 4. 7: Enrolment in Public & Private Senior Secondary Schools by State, Location (Rural/Urban) and Gender: 2018/2019 | 73 |
| Table 4. 8: Enrolment in Public Senior Secondary Schools by State, Age and Gender: 2018/2019..... | 74 |
| Table 4. 9: Enrolment in Private Senior Secondary Schools by State, Age and Gender: 2018/2019 | 75 |
| Table 4. 10: Enrolment in Public and Private Senior Secondary Schools by State, Age and Gender: 2018/2019 | 76 |
| Table 4. 11: Enrolment in Public Senior Secondary Schools by State, Class and Gender: 2018/2019 | 77 |
| Table 4. 12: Enrolment in Private Senior Secondary Schools by State, Class and Gender, 2018/2019 | 78 |
| Table 4. 13: Enrolment in Public & Private Senior Secondary Schools by State, Class and Gender 2018/2019 | 79 |
| Table 4. 14: National Summary of Senior Secondary School Teachers and Qualified Teachers by Gender: 2014/2015-2018/2019..... | 80 |

| | |
|--|------------|
| Table 4. 17: Teachers in Public and Private Senior Secondary Schools by State and Gender 2018/2019 | 81 |
| Table 4. 18: Number and Proportion of Qualified Teachers in Public Senior Secondary Schools by State and Gender: 2018/2019 | 83 |
| Table 4. 19: Number and Proportion of Qualified Teachers in Private Senior Secondary Schools by State and Gender: 2018/2019 | 84 |
| Table 4. 20: Number and Proportion of Qualified Teachers in Public and Private Senior Secondary Schools by State and Gender: 2018/2019 | 85 |
| Table 4. 21: Number and Condition of Classrooms in Public and Private Senior Secondary Schools by State: 2018/2019 | 86 |
| Table 4. 22: Number of Toilets by State in Public Senior Secondary Schools by State: 2018/2019 | 87 |
| Table 4. 23: Number of Toilets in Private Senior Secondary Schools by State: 2018/2019 | 88 |
| Table 4. 24: Number of Toilets by State in Public and Private Senior Secondary Schools by State: 2018/2019 | 89 |
| Table 5. 1: Enrolment in Colleges of Education by Level and Gender: 20117/2018..... | 90 |
| Table 5. 2: Pre - NCE Enrolment by Ownership and Gender: 2017/2018 | 91 |
| Table 5. 3: Distribution of Pre - NCE By Institution, Programme and Gender: 2017/2018 | 92 |
| Table 5. 4: Pre - NCE Enrolment in Federal Colleges of Education by State, Institution and Gender: 2017/2018..... | 95 |
| Table 5. 5: Pre - NCE Enrolment in Federal Colleges of Education by State, Institution and Gender: 2017/2018..... | 96 |
| Table 5. 6: Pre- NCE Enrolment in Colleges of Education by State, Ownership and Gender: 20117/2018 | 97 |
| Table 5. 7: Summary Of Pre - NCE Enrolment by State and Gender: 2017/2018 | 98 |
| Table 5. 8: NCE Enrolment in Colleges of Education by Ownership and Gender: 20117/2018 | 99 |
| Table 5. 9: Students Enrolment by Institution, Level and: 2017/2018 | 100 |
| Table 5. 10: Federal Colleges of Education: NCE Students Enrolment by State, Institution and Gender: 2017/2018 | 103 |
| Table 5. 11: NCE Enrolment in Colleges of Education by State, Ownership and Gender: 20117/2018..... | 105 |
| Table 5. 12: Summary of NCE Enrolment by State and Gender: 2017/2018..... | 106 |
| Table 5. 13 : Academic and Non Academic Staff by Function, Institution and Gender: 2017/2018..... | 107 |
| Table 5. 14: Academic Staff by Qualification, Institution and Gender: 2017/2018 | 110 |
| Table 5. 15: Federal Colleges of Education: Distribution of Academic Staff by State, Institution and Gender: 2017/2018..... | 114 |
| Table 5. 16: Federal Colleges of Education: Distribution of Academic Staff by State, Institution and Gender: 2017/2018 | 115 |
| Table 5. 17: State and Private Colleges of Education: Distribution of Academic Staff by State, Institution and Gender: 2017/2018..... | 116 |
| Table 5. 18: State and Private Colleges of Education: Distribution of Academic Staff by State, Institution and Gender: 2017/2018..... | 117 |
| Table 5. 19: State and Private Colleges of Education: Distribution of Academic Staff by State, Institution and Gender: 2017/2018..... | 118 |
| Table 5. 20: State and Private Colleges of Education: Distribution of Academic Staff by State, Institution and Gender: 2017/2018..... | 119 |
| Table 5. 21: State and Private Colleges of Education: Distribution of Academic Staff by State, Institution and Gender: 2017/2018..... | 120 |
| Table 5. 22: State and Private Colleges of Education: Distribution of Academic Staff by State, Institution and Gender: 2017/2018..... | 121 |
| Table 5. 23: State and Private Colleges of Education: Distribution of Academic Staff by State, Institution and Gender: 2017/2018..... | 122 |
| Table 5. 24: State and Private Colleges of Education: Distribution of Academic Staff by State, Institution and Gender: 2017/2018..... | 123 |
| Table 5. 25: State and Private Colleges of Education: Distribution of Academic Staff by State, Institution and Gender: 2017/2018..... | 124 |
| Table 5. 26: State and Private Colleges of Education: Distribution of Academic Staff by State, Institution and Gender: 2017/2018..... | 125 |
| Table 5. 27: State and Private Colleges of Education: Distribution of Academic Staff by State, Institution and Gender: 2017/2018..... | 126 |
| Table 5. 28: State and Private Colleges of Education: Distribution of Academic Staff by State, Institution and Gender: 2017/2018..... | 127 |

| | |
|---|-----|
| Table 5. 29: Summary of Academic Staff In Colleges of Education by State and Gender: 2017/2018..... | 128 |
| Table 5. 30: University enrolment: 2018..... | 129 |
| Table 5. 31: Percentage female undergraduates in the Federal university system: 2018..... | 130 |
| Table 5. 32: Shows Percentage Female Undergraduates in the States University System: 2018 | 131 |
| Table 5. 33: University Enrolment by Gender: 2018 | 132 |
| Table 5. 34: Federal University Undergraduate Enrolments by Gender in 2018 and percentage of females | 133 |
| Table 5. 35: State University Undergraduate Enrolment by Gender, 2018 and percentage of females..... | 134 |
| Table 5. 36: Private Universities Undergraduate Enrolment by Gender and % Female , 2018..... | 135 |
| Table 5. 37: Postgraduate Enrolment/Percentage Female: 2018..... | 137 |
| Table 5. 38: State University Postgraduate Enrolment/Percentage Female: 2018 | 138 |
| Table 5. 39: Private University Postgraduate Enrolment/Percentage Female: 2018..... | 139 |
| Table 5. 40: Federal University Enrolment (Undergraduate and Postgraduate)/ Percentage Female: 2018 | 140 |
| Table 5. 41: State University Enrolment (Undergraduate and Postgraduate)/ Percentage Female: 2018 | 142 |
| Table 5. 42: Enrolment (Undergraduate and Postgraduate)/ Percentage Female: 2018 | 143 |
| Table 5. 43: Federal University % students who graduated when due, 2018 | 145 |
| Table 5. 44: State University: % students who graduated when due: 2018 | 146 |
| Table 5. 45: Number and Accreditation Status of Academic Programmes: 2018..... | 147 |
| Table 5. 46: Number and Accreditation Status of Academic Programmes : 2018..... | 148 |
| Table 5. 47: Federal University Graduate Output and Percentage First Class: 2018 | 149 |
| Table 5. 48: State University Graduate Output and Percentage First Class: 2018 | 150 |
| Table 5. 49: Private Universities Graduate Output and Percentage First Class: 2018 | 151 |
| Table 5. 50: Federal Polytechnic Enrolment by Institution, Level and Gender: 2015/2016..... | 153 |
| Table 5. 51: State Polytechnic Enrolment by Institution, Level and Gender: 2015/2016 | 154 |
| Table 5. 52: Private Polytechnic Enrolment by Institution, Level and Gender: 2015/2016 | 155 |
| Table 5. 53: Polytechnic Enrolment by Ownership: 2015/2016..... | 156 |
| Table 5. 54: Polytechnics Full Time Enrolment Summary by Programs: 2015/2016..... | 157 |
| Table 5. 55: Polytechnics Part-Time Enrolment Summary by Programs: 2015/2016..... | 161 |
| Table 5. 56 : Polytechnics Full-Time And Part-Time Enrolment Summary by Programs: 2015/2016..... | 163 |
| Table 5. 57:Federal Polytechnic Outturn Summary by Institutions: 2015/2016..... | 164 |
| Table 5. 58: State Polytechnic Outturn Summary by Institutions: 2015/2016..... | 165 |
| Table 5. 59: Private Polytechnic Outturn Summary by Institutions: 2015/2016..... | 166 |
| Table 5. 60: POLYTECHNIC OUTTURN: 2015/2016..... | 167 |
| Table 5. 61: Polytechnic Full Time Outturn Summary by Programs: 2015/2016..... | 168 |
| Table 5. 62: Polytechnic Part- Time Outturn Summary by Programs: 2015/2016 | 170 |
| Table 5. 63: Federal Polytechnic Teaching Staff Distribution by Qualifications: 2015/2016 | 171 |
| Table 5. 64: State Polytechnic Teaching Staff Distribution by Qualifications: 2015/2016..... | 172 |
| Table 5. 65: Private Polytechnic Teaching Staff Distribution by Qualifications: 2015/2016..... | 173 |
| Table 5. 66: Polytechnic Teaching Staff: 2015/2016..... | 174 |
| Table 5. 67: Federal Colleges Of Agriculture and Related Discipline Enrolment Summary by Institutions: 2015/2016 | 175 |
| Table 5. 68: State Colleges of Agriculture and Related Discipline Enrolment Summary by Institutions: 2015/2016 | 176 |
| Table 5. 69: Colleges of Agriculture and Related Discipline Full-Time Enrolment Summary by Programs: 2015/2016 | 177 |
| Table 5. 70: Colleges of Agriculture and Related Discipline Part-Time Enrolment Summary by Programs: 2015/2016 | 178 |
| Table 5. 71: Federal Colleges of Agriculture and Related Discipline Outturn Summary by Institutions: 2015/2016 | 178 |
| Table 5. 72: State Colleges of Agriculture and Related Discipline Outturn Summary by Institutions: 2015/2016 . | 178 |
| Table 5. 73: Colleges of Agriculture and Related Discipline Full-Time Outturn Summary by Programs: 2015/2016 | 179 |
| Table 5. 74: Colleges of Agriculture and Related Discipline Part-Time Outturn Summary by Programs: 2015/2016 | 179 |
| Table 5. 75:Federal Colleges of Agriculture and Related Discipline, Teaching Staff Distribution by Qualifications: 2015/2016 | 180 |

| | |
|---|-----|
| Table 5. 76: State Colleges of Agriculture and Related Discipline, Teaching Staff Distribution by Qualifications: 2015/2016 | 180 |
| Table 5. 77: Federal Colleges of Health Sciences Enrolment Summary by Institutions: 2015/2016..... | 181 |
| Table 5. 78: State Colleges of Health Sciences Enrolment Summary by Institutions: 2015/2016..... | 182 |
| Table 5. 79: Private Colleges of Health Sciences Enrolment Summary by Institutions: 2015/2016..... | 182 |
| Table 5. 80: Colleges of Health Sciences Enrolment Summary by Programs: 2015/2016 | 183 |
| Table 5. 81: Federal Colleges of Health Sciences Outturn Summary by Institutions: 2015/2016 | 183 |
| Table 5. 82: State Colleges of Health Sciences Outturn Summary by Institutions: 2015/2016..... | 184 |
| Table 5. 83: Private College of Health Sciences Outturn Summary by Institutions: 2015/2016 | 184 |
| Table 5. 84: Colleges of Health Sciences Outturn Summary by Programs: 2015/2016..... | 185 |
| Table 5. 85: Federal Colleges of Health Sciences Teaching Staff Summary by Qualifications: 2015/2016 | 185 |
| Table 5. 86: State Colleges of Health Sciences Teaching Staff Summary by Qualifications: 2015/2016 | 186 |
| Table 5. 87: Private Colleges of Health Sciences Teaching Staff Summary by Qualifications: 2015/2016..... | 186 |
| Table 5. 88: Specialised Institutions Enrolment Summary by Institutions: 2015/2016..... | 186 |
| Table 5. 89: Federal Specialised Institutions Enrolment Summary by Institutions: 2015/2016 | 187 |
| Table 5. 90: State Specialised Institutions Enrolment Summary by Institutions: 2015/2016 | 188 |
| Table 5. 91: Private Specialised Institutions Enrolment Summary by Institution: 2015/2016..... | 188 |
| Table 5. 92: Specialised Institutions Full-Time Enrolment Summary by Programs: 2015/2016..... | 188 |
| Table 5. 93: Specialised Institutions Part-Time Enrolment Summary by Programs: 2015/2016..... | 189 |
| Table 5. 94: Federal Specialised Institutions Outturn Summary by Institutions: 2015/2016..... | 189 |
| Table 5. 95: State Specialised Institutions Outturn Summary by Institutions: 2015/2016..... | 189 |
| Table 5. 96: Private Specialised Institutions Outturn Summary by Institutions: 2015/2016 | 189 |
| Table 5. 97: Specialised Institutions Full-Time Outturn Summary by Programs: 2015/2016 | 189 |
| Table 5. 98: Specialised Institutions Part-Time Outturn Summary by Programs: 2015/2016 | 190 |
| Table 5. 99: Federal Specialised Institutions Teaching Staff Distribution by Qualification: 2015/2016 | 190 |
| Table 5. 100: State Specialised Institutions Teaching Staff Distribution by Qualification: 2015/2016..... | 190 |
| Table 5. 101: Private Specialised Institutions Teaching Staff Distribution by Qualification: 2015/2016..... | 190 |
| Table 5. 102: Federal Polytechnic Enrolment Summary by Institutions: 2016/2017..... | 191 |
| Table 5. 103: State Polytechnic Enrolment Summary by Institutions: 2016/2017..... | 192 |
| Table 5. 104: Private Polytechnic Enrolment Summary by Institutions: 2016/2017 | 193 |
| Table 5. 105: Enrolment by Ownership and Gender: 2016/2017..... | 194 |
| Table 5. 106: Polytechnic Full-Time Enrolment Summary by Programs: 2016/2017 | 195 |
| Table 5. 107: Polytechnic Part-Time Enrolment Summary by Programs: 2016/2017 | 197 |
| Table 5. 108: Federal Polytechnic Outturn Summary by Institutions: 2016/2017 | 198 |
| Table 5. 109: State Polytechnic Outturn Summary by Institutions: 2016/2017 | 198 |
| Table 5. 110: Private Polytechnic Outturn Summary by Institutions: 2016/2017..... | 199 |
| Table 5. 111: Polytechnic Full-Time Outturn Summary by Programs: 2016/2017 | 199 |
| Table 5. 112: Polytechnic Part-Time Outturn Summary by Programs: 2016/2017..... | 201 |
| Table 5. 113: Federal Polytechnic Teaching Staff Summary by Institution: 2016/2017 | 202 |
| Table 5. 114: State Polytechnic Teaching Staff Summary by Institution: 2016/2017..... | 203 |
| Table 5. 115: Private Polytechnic Teaching Staff Summary by Institution: 2016/2017 | 204 |
| Table 5. 116: Federal Colleges of Agriculture and Related Discipline Enrolment Summary by Institutions: 2016/2017 | 205 |
| Table 5. 117: State Colleges of Agriculture and Related Discipline Enrolment Summary by Institutions: 2016/2017 | 205 |
| Table 5. 118: Colleges of Agriculture and Related Discipline Full-Time Enrolment Summary by Programs: 2016/2017 | 206 |
| Table 5. 119: Colleges of Agriculture and Related Discipline Part-Time Enrolment Summary by Programs: 2016/2017 | 207 |
| Table 5. 120: Federal Colleges of Agriculture and Related Discipline Outturn Summary by Institutions: 2016/2017 | 207 |
| Table 5. 121: State Colleges of Agriculture and Related Discipline Outturn Summary by Institutions: 2016/2017..... | 208 |
| Table 5. 122: Colleges of Agriculture and Related Discipline Full-Time Outturn Summary by Programs: 2016/2017 | 208 |
| Table 5. 123: Colleges of Agriculture and Related Discipline Part-Time Outturn Summary by Programs: 2016/2017 | 208 |

| | |
|--|------------|
| | 208 |
| Table 5. 124: Federal Colleges of Agriculture and Related Discipline, Teaching Staff Distribution by Qualifications: 2016/2017 | 209 |
| Table 5. 125: State Colleges of Agriculture and Related Discipline, Teaching Staff Distribution by Qualifications 2016/2017 | 209 |
| Table 5. 126: State Colleges of Health Sciences Enrolment Summary by Institutions: 2016/2017 | 210 |
| Table 5. 127: Private Colleges of Health Sciences Enrolment Summary by Institutions: 2016/2017 | 211 |
| Table 5. 128: Colleges of Health Sciences Full-Time Enrolment Summary by Programs: 2016/2017 | 211 |
| Table 5. 129: Colleges of Health Sciences Part-Time Enrolment Summary by Programs: 2016/2017..... | 211 |
| Table 5. 130: Federal Colleges of Health Sciences Outturn Summary by Institutions: 2016/2017..... | 211 |
| Table 5. 131: State Colleges of Health Sciences Outturn Summary by Institutions: 2016/2017 | 212 |
| Table 5. 132: Private Colleges of Health Sciences Outturn Summary by Institutions: 2016/2017 | 212 |
| Table 5. 133: Colleges of Health Sciences Full-Time Outturn Summary by Programs: 2016/2017 | 212 |
| Table 5. 134: Federal Colleges of Health Sciences Teaching Staff Summary by Qualifications: 2016/2017 | 212 |
| Table 5. 135: State Colleges of Health Sciences Teaching Staff Summary by Qualifications: 2016/2017..... | 213 |
| Table 5. 136: Private Colleges of Health Sciences Teaching Staff Summary by Qualifications: 2016/2017 | 213 |
| Table 5. 137: Federal Specialised Institutions Enrolment Summary by Institutions: 2016/2017 | 213 |
| Table 5. 138: State Specialised Institutions Enrolment Summary by Institutions: 2016/2017 | 213 |
| Table 5. 139: Private Specialised Institutions Enrolment Summary by Institutions: 2016/2017 | 214 |
| Table 5. 140: Specialised Institutions Full-Time Enrolment Summary by Programs: 2016/2017..... | 214 |
| Table 5. 141: Specialised Institutions Part-Time Enrolment Summary by Programs: 2016/2017 | 215 |
| Table 5. 142: Federal Specialised Institutions Outturn Summary by Institutions: 2016/2017 | 215 |
| Table 5. 143: State Specialised Institutions Outturn Summary by Institutions: 2016/2017 | 215 |
| Table 5. 144: Private Specialised Institutions Outturn Summary by Institutions: 2016/2017 | 215 |
| Table 5. 145: Specialised Institutions Full-Time Outturn Summary by Programs: 2016/2017..... | 215 |
| Table 5. 146: Specialised Institutions Part-Time Outturn Summary by Programs: 2016/2017..... | 216 |
| Table 5. 147: Federal specialised Institutions Teaching Staff Distribution by Qualifications: 2016/2017 | 216 |
| Table 5. 148: State Specialised Institutions Teaching Staff Distribution by Qualifications 2016/2017 | 216 |
| Table 5. 149: Private Specialised Institutions Teaching Staff Distribution by Qualifications: 2016/2017 | 216 |
| Table 6. 1: Number of Centres in Adult Education by Programme and State: 2019..... | 217 |
| Table 6. 2: Centres by Programmes and Zones: 2019 | 218 |
| Table 6. 3: Summary of Centres by Zone | 218 |
| Table 6. 4: Enrolment by Programmes, State and Gender: 2019..... | 219 |
| Table 6. 5: Summary of Enrolment by Programme and Gender: 2019 | 220 |
| Table 6. 6: Enrolment by Zone, Programme and Gender: 2019..... | 221 |
| Table 6. 7: Enrolment and Performance in Basic Literacy Programme by State and Gender: 2019 | 221 |
| Table 6. 8: Enrolment and Performance in Post Literacy Programme by State and Gender: 2019 | 222 |
| Table 6. 9: Enrolment and Performance in Vocational Education Programme by State and Gender: 2019 | 223 |
| Table 6. 10: Enrolment and Performance in Continuing Education Programme by State and Gender: 2019..... | 224 |
| Table 6. 11: Enrolment and Performances in All Programmes by State: 2019 | 225 |
| Table 6. 12: Summary Of Enrolment and Performance by Zone: 2019 | 226 |
| Table 6. 13: Facilitators by State, Status and Gender: 2019 | 227 |
| Table 6. 14: Facilitators by Zone, Status and Gender: 2019..... | 228 |
| Table 6. 15: Facilitators by Zone: 2019 | 228 |
| Table 6. 16: Facilitators by State, Source of Payment and Gender: 2019..... | 229 |
| Table 6. 17 : Facilitators by State, Qualification and Gender: 2019..... | 230 |
| Table 6. 18 : Facilitators by State, Qualification and Gender: 2019..... | 231 |
| Table 6. 19: Facilitators by State, Programme and Gender: 2019..... | 232 |
| Table 6. 20: Number of Nomadic Primary Schools by State and Year: 2017-2019..... | 233 |
| Table 6. 21: Summary of Number of Schools by Year: 2017- 2019..... | 234 |
| Table 6. 22: Number of Nomadic Primary School Pupils by State, Year and Gender: 2017-2019..... | 235 |
| Table 6. 23: Summary of Enrolment by Year and Gender: 2017- 2019 | 236 |
| Table 6. 24: Number of Nomadic Primary School Teachers by State, Year and Gender: 2017-2019..... | 237 |
| Table 6. 25: Summary of Teachers by Year and Gender: 2017- 2019 | 238 |
| Table 7. 1: Number of Candidates that sat for WASSCE May/June Examination by Year, Sector and Gender: | |

| | |
|--|------------|
| 2014/2015 – 2018/2019..... | 239 |
| Table 7. 2: Number of Private Candidates that sat for WASSCE October/November by Year & Gender: 2014/2015 – 2018/2019..... | 240 |
| Table 7. 3: Public Schools Candidates' Performance in WASSCE by State and Gender, May/June 2019..... | 241 |
| Table 7. 4: Private Schools Candidates' Performance in WASSCE by State and Gender, May/June 2019..... | 242 |
| Table 7. 5: Public and Private Schools Candidates' Performance in WASSCE by State and Gender, May/June: 2019..... | 243 |
| Table 7. 6: Private Candidates' Performance in WASSCE by State and Gender, October/November: 2019..... | 244 |
| Table 7. 7: Number of Candidates that sat for NECO SSCE June/July by Year, Sector & Gender: 2014/2015 – 2018/2019..... | 245 |
| Table 7. 8: Public Schools Candidates' Performance in NECO SSCE by State and Gender, June/July: 2019..... | 246 |
| Table 7. 9: Private Schools Candidates' Performance in NECO SSCE by State and Gender, June/July: 2019..... | 247 |
| Table 7. 10: Public and Private Schools Candidates' Performance in WASSCE by State and Gender, May/June: 2019..... | 248 |
| Table 7. 11: Private Candidates' Performance in SSCE by State and Gender, November/December: 2019..... | 249 |
| Table 7. 12: Candidates that sat for May/June NTC/NBC Examination by Year and Gender: 2014/2015- 2018/2019..... | 250 |
| Table 7. 13: Public Schools Candidates' Performance in NABTEB NBC/NTC Examination, May/June: 2019..... | 251 |
| Table 7. 14: Private Schools Candidates' Performance in NABTEB NBC/NTC Examination May/June: 2019..... | 252 |
| Table 7. 15: Public and Private Schools Candidates' Performance in NABTEB NBC/NTC Examination, May/June: 2019..... | 253 |
| Table 7. 16: Candidates Enrolment by Trade and Gender for NABTEB NBC/NTC May/June 2019 Examination ... | 254 |
| Table 7. 17: Private Candidates' Performance in NABTEB NBC/NTC Examination: November/December 2019.. | 255 |
| Table 7. 18: Candidates Enrolment by Trade and Gender for NABTEB NBC/NTC: November/December 2019 Examination..... | 256 |
| Table 7. 19: UTME Application and Admission by Year and Gender: 2014/2015 – 2018/2019..... | 257 |
| Table 7. 20: UTME Applications by State, Faculty and Gender: 2019/2020..... | 258 |
| Table 7. 21: Candidates that Sat for UTME by State, Faculty and Gender: 2019..... | 259 |
| Table 7. 22: Candidates that Passed the UTME by State, Faculty and Gender: 2019..... | 260 |
| Table 7. 23: UTME Admission (Degree) by State, Faculty and Gender: 2019/2020..... | 261 |
| Table 7. 24: UTME Admission (ND/NCE) by State, Faculty and Gender: 2019/2020..... | 262 |
| Table 7. 25: Summary of TRCN Registered Members: 2014/2015-2018/2019..... | 263 |
| Table 7. 26: TRCN Registered Members by State, Sector and Gender: 2018/2019..... | 264 |
| Table 7. 27: Enrolment for Professional Qualifying Examination by State and Performance: 2019..... | 265 |
| Table 8. 1: Allocation to Education Sector: 2015-2019..... | 266 |
| Table 8. 2: Matching grants releases: 2017 – 2019..... | 267 |
| Table 8. 3: States Matching Grants Disbursements: 2017 – 2019..... | 268 |
| Table 8. 4: States Un-accessed Matching Grants: 2017 – 2019..... | 269 |
| Table 8. 5: Releases on Matching Grant, Special Education and Teacher Professional Development: January, 2019 – January, 2020..... | 270 |
| Table 8. 6: Grand Total for University Projects on Geo-Political Zones: 2018..... | 271 |
| Table 8. 7: Grand total for Polytechnics Project: 2017..... | 274 |
| Table 8. 8: Grand Total for Polytechnic Projects: 2018..... | 276 |
| Table 8. 9: Grand Total for Polytechnics Projects: 2019..... | 278 |
| Table 8. 10: Colleges of Education Projects on Geopolitical Zones: 2017 – 2019..... | 281 |
| Table 8. 11: Nigerian Undergraduate and Post Graduate Scholarship Awards by Tertiary Institutions and Year..... | 285 |
| Table 8. 12. Summary of Commonwealth Scholarship and Fellowship Programme Awards: 2015-2019..... | 285 |

LIST OF FIGURES

| | |
|---|-----------|
| Figure 1. 1 Number of Public and Private ECCDE/Pre-Primary Schools: 2014/2015-2018/2019 | 1 |
| Figure 1. 2: Enrolment in Public and Private ECCDE/Pre-Primary Schools by Gender, 2014/2015 - 2018/2019 | 3 |
| Figure 1. 3: Enrolment in Public and Private ECCDE/Pre-Primary Schools by Location (Rural/Urban) and Gender: 2018/2019 | 4 |
| Figure 2. 1: Trend of Number of Public and Private Primary Schools: 2014/2015-2018/2019 | 22 |
| Figure 2. 2: Enrolment in Public and Private Primary Schools by Gender: 2014/2015 – 2018/2019..... | 24 |
| Figure 2. 3: Enrolment in Public and Private Primary Schools by Location (Rural/Urban) and Gender: 2018/2019..... | 25 |
| Figure 2. 4: National Summary of Primary School Teachers and Qualified Teachers by Gender: 2014/2015-2018/2019 | 35 |
| Figure 3. 1: Public and Private JSS: 2014/2015 – 2018/2019..... | 44 |
| Figure 3. 2: Enrolment Trend in Public and Private Junior Secondary Schools by Gender: 2014/2015 - 2018/2019 | 46 |
| Figure 3. 3: JSS Enrolment in Public and Private Schools by Location (Rural/Urban) and Gender: 2018/2019..... | 47 |
| Figure 3. 4: Number of Teachers in Public and Private Junior Secondary Schools by Gender: 2014/2015 - 2018/2019 | 57 |
| Figure 3. 5: Summary of Public Junior Secondary Schools Teachers by Gender: 2014/2015-- 2018/2019..... | 62 |
| Figure 4. 1: Number of Public and Private Senior Secondary Schools: 2014/2015- 2018/2019 | 67 |
| Figure 4. 2: Enrolment Trend in Public and Private Senior Secondary Schools by Gender: 2014/2015 - 2018/2019 | 69 |
| Figure 4. 3: Enrolment in Public and Private Senior Secondary Schools by Location (Rural/Urban) and Gender: 2018/2019 | 70 |
| Figure 4. 4: Number of Teachers in Public and Private Senior Secondary Schools by Gender: 2013/2014 - 2018/2019 | 80 |
| Figure 5. 1: Enrolment in Colleges of Education by Level and Gender 20117/2018..... | 90 |
| Figure 5. 2: Pre-NCE Enrolment in Colleges of Education by ownership and gender 20117/2018 | 91 |
| Figure 5. 3: NCE Enrolment in Colleges of Education by owership and gender: 20117/2018..... | 99 |
| Figure 5. 4: University enrolment: 2018..... | 129 |
| Figure 5. 5: University enrolment: 2018..... | 132 |
| Figure 5. 6: Polytechnic Enrolment by Ownership: 2015/2016..... | 156 |
| Figure 5. 7: Full and Part Time Enrolment by Level: 2015/2016 | 163 |
| Figure 5. 8: Polytechnic Outturn: 2015/2016 | 167 |
| Figure 5. 9: Polytechnic Teaching Staff: 2015/2016..... | 174 |
| Figure 5. 10: Enrolment by Ownership and Gender: 2016/2017 | 194 |
| Figure 6. 1: Summary of Centers By Zone: 2019 | 218 |
| Figure 6. 2: Summary of Enrolment by Programme and Gender: 2019 | 220 |
| Figure 6. 3: Summary of Enrolment and Performance by Zones: 2019..... | 226 |
| Figure 6. 4 :Summary of Facilitators by Zone: 2019 | 228 |
| Figure 6. 5: Summary of Number of Schools by Year: 2017- 2019 | 234 |
| Figure 6. 6 :Summary of Enrolment by Year and Gender: 2017- 2019..... | 236 |
| Figure 6. 7: Summary of Teachers by Year: 2017- 2019 | 238 |
| Figure 7. 1: Number of Candidates that sat for WASSCE May/June Examination by Year, Sector and Gender: 2014/2015 – 2018/2019 | 239 |
| Figure 7. 2: Number of Private Candidates that sat for WASSCE October/November by Year and Gender 2014/2015 – 2018/2019..... | 240 |
| Figure 7. 3: Number of Candidates that sat for NECO SSCE June/July Examination by Year, Sector & Gender: 2014/2015 – 2018/2019..... | 245 |
| Figure 7. 4: Candidates that sat for May/June NTC/NBC Examination by Year and Gender: 2014/2015- 2018/2019 | 250 |
| Figure 7. 5: UTME Applications and Admissions by Year and Gender: 2014/2015 – 2018/2019..... | 257 |
| Figure 7. 6: Summary of TRCN Registered Members: 2014/2015-2018/2019 | 263 |
| Figure 8. 1: Allocation to Education Sector: 2015-2019 | 266 |

Publication Team

Prof. Aminu Abdu Bichi
Dr. Grace A. E. Makoju
Dr. Simeon Ogbonna
Akpanosom E. Udoh
Ikechukwu C. Oriaku
Chris Obiofuma
Matthews O. Nganjiozor
Charles O. Iwuchukwu
Angela N. Onyeneke
Guni Malik Kuje
Christiana E. Chendo
Simon J. Danat
Muhammed Zubairu
Lynn A. Dimka
Michael O. Ojo
Abdulgafar Otunola
Ofuani Ndubuisi C.
Olufemi Fredrick Anuna
Samuel B. Udoudoakpan
Clement A. Asuquo
Raphael Akor
Rose Ohenren
Olatunbosun A. Ayemoba
Folashade Lydia Adesina
Solomon Olayode Okunlola
Maureen Arochi
Francisca Okongwu
Edison M. Emeremnu

Editorial Team

Mrs. Grace Ekong
Matthews O. Nganjiozor
Charles O. Iwuchukwu
Angela N. Onyeneke
Guni Malik Kuje
Christiana E. Chendo
Simon J. Danat
Muhammed Zubairu
Lynn A. Dimka
Michael O. Ojo
Abdulgafar Otunola
Ndubuisi C. Ofuani
Olufemi Fredrick Anuna
Samuel B. Udoudoakpan
Clement A. Asuquo
Raphael Akor
Rose Ohenren
Olatunbosun A. Ayemoba
Folashade Lydia Adesina
Solomon Olayode Okunlola
Maureen Arochi
Francisca Okongwu
Edison M. Emeremnu
Chris Obiofuma

NIGERIA DIGEST OF EDUCATION STATISTICS 2019

Abbreviations/Acronyms

| | |
|--------|---|
| DLS | Distance Learning System |
| ECCDE | Early Child Care Development Education |
| ECCE | Early Child Care and Education |
| F | Female |
| f | female |
| FCT | Federal Capital Territory |
| FGN | Federal Government of Nigeria |
| FME | Federal Ministry of Education |
| FT | Full Time |
| GCE | General Certificate of Education |
| GER | Gross Enrolment Rate |
| GIR | Gross Intake Rate |
| GPI | Gender Parity Index |
| HND | Higher National Diploma |
| IEI | Innovation Enterprise Institution |
| ISCED | International Standard Classification of Education |
| JAMB | Joint Admissions and Matriculation Board |
| JSS | Junior Secondary School |
| KG | Kindergarten |
| LGEA | Local Government Education Authority |
| M | Male |
| m | male |
| M.Ed | Master of Education |
| NABTEB | National Business and Technical Education Board |
| NA | Not Applicable |
| NA | Not Available |
| NBC | National Business Certificate |
| NBS | National Bureau of Statistics |
| NBTE | National Board for Technical Education |
| NCCE | National Commission for Colleges of Education |
| NCE | National Council on Education |
| NCE | Nigerian Certificate of Education |
| NCNE | National Commission for Nomadic Education |
| ND | National Diploma |
| NECO | National Examinations Council |
| NER | Net Enrolment Rate |
| NMEC | National Commission for Mass Literacy, Adult and Non-Formal Education |
| NOUN | National Open University of Nigeria |
| NPC | National Planning Commission |
| NPE | National Policy on Education |
| NPopC | National Population Commission |
| Nur | Nursery |
| NUR | NURSERY |
| NTC | National Technical Certification |
| NTI | National Teachers' Institute |

| | |
|--------|---|
| NUC | National Universities Commission |
| PCR | Pupil- Classroom Ratio |
| PGD | Post Graduate Diploma |
| PGDE | Post Graduate Diploma in Education |
| PhD | Doctor of Philosophy |
| PQTR | Pupil Qualified Teacher Ratio |
| PRY | Primary |
| Pre ND | Pre- National Diploma |
| PTA | Parent Teacher Associations |
| PTR | Pupils Teacher Ratio |
| PTTP | Pivotal Teachers' Training Programme |
| STR | Student Teacher Ratio |
| % F | Percentage of Female |
| M+F | Total Male and Female |
| SSS | Senior Secondary School |
| SSCE | Senior Secondary Certificate Examination |
| STVE | Science Technical and Vocational Education |
| SUBEB | State Universal Basic Education Board |
| TCR | Teacher Classroom Ratio |
| TRCN | Teachers Registration Council of Nigeria |
| UBEC | Universal Basic Education Commission |
| UIS | UNESCO Institute for Statistics |
| UTME | Universal Tertiary Matriculation Examination |
| UNESCO | United Nations Educational Scientific and Cultural Organization |
| UNICEF | United Nation Children's Fund |
| USAID | United States Agency for International Development |
| WAEC | West African Examination Council |
| WASSCE | West Africa Senior Secondary Certificate Examination |

Demography Data

Demography of School-Age Children (Projected) at the ECCDE/Pre-Primary Level by State, Age and Gender

| State | Age 0 - 2 | | | Age 3 | | | Age 3 - 5 | | | Age 5 | | |
|-----------------|-------------------|------------------|-------------------|------------------|------------------|------------------|------------------|------------------|-------------------|------------------|------------------|------------------|
| | Male | Female | Total | Male | Female | Total | Male | Female | Total | Male | Female | Total |
| Abia | 197,296 | 198,520 | 395,816 | 59,177 | 59,929 | 119,106 | 167,946 | 170,320 | 338,266 | 52,799 | 53,625 | 106,424 |
| Adamawa | 251,147 | 249,086 | 500,233 | 75,024 | 74,473 | 149,497 | 216,181 | 214,541 | 430,722 | 69,193 | 68,654 | 137,847 |
| Akwa Ibom | 191,872 | 188,039 | 379,911 | 61,914 | 60,934 | 122,848 | 183,637 | 180,956 | 364,593 | 60,499 | 59,693 | 120,192 |
| Anambra | 273,086 | 269,369 | 542,455 | 83,014 | 82,252 | 165,266 | 237,393 | 235,459 | 472,852 | 75,264 | 74,740 | 150,004 |
| Bauchi | 458,017 | 451,507 | 909,524 | 142,625 | 141,900 | 284,525 | 420,996 | 419,670 | 840,666 | 138,140 | 137,961 | 276,101 |
| Bayelsa | 107,430 | 105,054 | 212,484 | 34,423 | 34,102 | 68,525 | 100,090 | 99,429 | 199,519 | 32,318 | 32,194 | 64,512 |
| Benue | 263,680 | 265,101 | 528,781 | 83,840 | 85,099 | 168,939 | 248,250 | 252,628 | 500,878 | 81,667 | 83,330 | 164,997 |
| Borno | 279,955 | 269,610 | 549,565 | 82,401 | 80,742 | 163,143 | 233,768 | 229,844 | 463,612 | 73,555 | 72,568 | 146,123 |
| Cross River | 165,978 | 163,522 | 329,500 | 59,828 | 59,419 | 119,247 | 186,462 | 185,517 | 371,979 | 64,358 | 64,134 | 128,492 |
| Delta | 247,084 | 246,031 | 493,115 | 75,403 | 75,179 | 150,582 | 216,802 | 216,271 | 433,073 | 69,141 | 69,022 | 138,163 |
| Ebonyi | 156,182 | 167,618 | 323,800 | 47,426 | 51,595 | 99,021 | 136,820 | 149,419 | 286,239 | 43,817 | 48,045 | 91,862 |
| Edo | 216,851 | 214,968 | 431,819 | 65,915 | 65,569 | 131,484 | 188,642 | 187,772 | 376,414 | 59,864 | 59,633 | 119,497 |
| Ekiti | 163,455 | 161,649 | 325,104 | 50,801 | 50,529 | 101,330 | 146,716 | 146,094 | 292,810 | 47,009 | 46,861 | 93,870 |
| Enugu | 209,377 | 223,084 | 432,461 | 63,450 | 68,135 | 131,585 | 190,674 | 205,132 | 395,806 | 63,602 | 68,551 | 132,153 |
| FCT | 128,850 | 120,812 | 249,662 | 39,719 | 37,588 | 77,307 | 115,650 | 109,667 | 225,317 | 37,400 | 35,540 | 72,940 |
| Gombe | 213,928 | 196,851 | 410,779 | 66,208 | 61,408 | 127,616 | 194,126 | 180,344 | 374,470 | 63,249 | 58,859 | 122,108 |
| Imo | 239,618 | 239,406 | 479,024 | 78,018 | 78,314 | 156,332 | 231,902 | 233,112 | 465,014 | 76,544 | 77,046 | 153,590 |
| Jigawa | 411,033 | 413,843 | 824,876 | 125,773 | 127,932 | 253,705 | 369,008 | 376,239 | 745,247 | 120,345 | 122,990 | 243,335 |
| Kaduna | 446,177 | 449,679 | 895,856 | 126,850 | 129,578 | 256,428 | 343,045 | 351,342 | 694,387 | 102,165 | 104,935 | 207,100 |
| Kano | 814,305 | 744,270 | 1,558,575 | 248,768 | 228,450 | 477,218 | 721,799 | 663,430 | 1,385,229 | 232,661 | 214,061 | 446,722 |
| Katsina | 582,186 | 574,560 | 1,156,746 | 175,881 | 175,109 | 350,990 | 510,410 | 509,309 | 1,019,719 | 164,553 | 164,591 | 329,144 |
| Kebbi | 293,293 | 297,284 | 590,577 | 88,525 | 90,416 | 178,941 | 256,773 | 262,775 | 519,548 | 82,776 | 84,883 | 167,659 |
| Kogi | 207,724 | 207,200 | 414,924 | 59,182 | 59,376 | 118,558 | 166,321 | 167,129 | 333,450 | 51,805 | 52,146 | 103,951 |
| Kwara | 168,229 | 168,663 | 336,892 | 50,644 | 51,276 | 101,920 | 146,646 | 148,825 | 295,471 | 47,199 | 48,010 | 95,209 |
| Lagos | 465,588 | 438,985 | 904,573 | 161,215 | 152,490 | 313,705 | 499,805 | 473,069 | 972,874 | 172,002 | 162,917 | 334,919 |
| Nasarawa | 139,618 | 141,074 | 280,692 | 41,745 | 42,781 | 84,526 | 120,634 | 123,993 | 244,627 | 38,726 | 39,925 | 78,651 |
| Niger | 329,601 | 330,098 | 659,699 | 102,023 | 103,548 | 205,571 | 297,259 | 302,544 | 599,803 | 96,212 | 98,200 | 194,412 |
| Ogun | 228,673 | 234,791 | 463,464 | 81,590 | 84,182 | 165,772 | 254,928 | 263,245 | 518,173 | 88,343 | 91,288 | 179,631 |
| Ondo | 214,575 | 214,363 | 428,938 | 72,164 | 72,514 | 144,678 | 218,724 | 220,042 | 438,766 | 73,598 | 74,115 | 147,713 |
| Osun | 177,224 | 174,802 | 352,026 | 57,451 | 57,030 | 114,481 | 170,721 | 169,717 | 340,438 | 56,328 | 56,072 | 112,400 |
| Oyo | 341,024 | 342,249 | 683,273 | 107,954 | 108,715 | 216,669 | 317,431 | 319,943 | 637,374 | 103,703 | 104,619 | 208,322 |
| Plateau | 209,619 | 215,936 | 425,555 | 65,063 | 67,655 | 132,718 | 191,402 | 199,381 | 390,783 | 62,579 | 65,300 | 127,879 |
| Rivers | 303,330 | 290,962 | 594,292 | 94,765 | 91,276 | 186,041 | 276,942 | 266,900 | 543,842 | 89,904 | 86,702 | 176,606 |
| Sokoto | 341,318 | 341,762 | 683,080 | 105,004 | 105,815 | 210,819 | 305,589 | 308,623 | 614,212 | 98,857 | 100,078 | 198,935 |
| Taraba | 172,784 | 168,965 | 341,749 | 54,530 | 53,763 | 108,293 | 161,733 | 159,756 | 321,489 | 53,317 | 52,767 | 106,084 |
| Yobe | 181,255 | 172,329 | 353,584 | 56,267 | 54,031 | 110,298 | 165,358 | 159,094 | 324,452 | 54,002 | 52,053 | 106,055 |
| Zamfara | 293,687 | 296,940 | 590,627 | 97,905 | 99,468 | 197,373 | 298,108 | 303,279 | 601,387 | 100,766 | 102,661 | 203,427 |
| National | 10,085,049 | 9,948,982 | 20,034,031 | 3,142,485 | 3,122,572 | 6,265,057 | 9,208,691 | 9,164,810 | 18,373,501 | 2,998,260 | 2,988,769 | 5,987,029 |

Source: National Population Commission, 2019

Demography of School-Age Children (Projected) at the Primary Level by State, Age and Gender

| State | Age 6 | | | Age 6 - 11 | | | Age 11 | | |
|-----------------|------------------|------------------|------------------|-------------------|-------------------|-------------------|------------------|------------------|------------------|
| | Male | Female | Total | Male | Female | Total | Male | Female | Total |
| Abia | 49,628 | 50,463 | 100,091 | 281,162 | 286,544 | 567,706 | 44,046 | 44,968 | 89,014 |
| Adamawa | 66,630 | 66,104 | 132,734 | 388,931 | 385,716 | 774,647 | 62,691 | 62,159 | 124,850 |
| Akwa Ibom | 59,678 | 58,954 | 118,632 | 340,887 | 337,650 | 678,537 | 53,701 | 53,315 | 107,016 |
| Anambra | 71,446 | 70,991 | 142,437 | 440,647 | 438,103 | 878,750 | 74,873 | 74,454 | 149,327 |
| Bauchi | 136,252 | 136,285 | 272,537 | 750,117 | 752,494 | 1,502,611 | 114,764 | 115,417 | 230,181 |
| Bayelsa | 31,317 | 31,250 | 62,567 | 197,647 | 197,840 | 395,487 | 34,225 | 34,331 | 68,556 |
| Benue | 80,554 | 82,364 | 162,918 | 473,367 | 486,084 | 959,451 | 77,395 | 79,793 | 157,188 |
| Borno | 69,558 | 68,805 | 138,363 | 475,471 | 472,459 | 947,930 | 88,372 | 88,102 | 176,474 |
| Cross River | 65,996 | 65,868 | 131,864 | 368,026 | 368,286 | 736,312 | 56,738 | 56,929 | 113,667 |
| Delta | 66,029 | 65,942 | 131,971 | 386,558 | 386,262 | 772,820 | 62,645 | 62,630 | 125,275 |
| Ebonyi | 42,130 | 46,336 | 88,466 | 236,799 | 262,068 | 498,867 | 36,848 | 41,019 | 77,867 |
| Edo | 56,881 | 56,668 | 113,549 | 347,374 | 346,182 | 693,556 | 58,556 | 58,360 | 116,916 |
| Ekiti | 45,069 | 44,976 | 90,045 | 265,850 | 265,759 | 531,609 | 43,071 | 43,106 | 86,177 |
| Enugu | 63,330 | 68,371 | 131,701 | 335,011 | 363,100 | 698,111 | 48,420 | 52,686 | 101,106 |
| FCT | 36,260 | 34,546 | 70,806 | 197,547 | 189,592 | 387,139 | 29,771 | 28,825 | 58,596 |
| Gombe | 61,918 | 57,684 | 119,602 | 343,786 | 320,951 | 664,737 | 53,029 | 49,593 | 102,622 |
| Imo | 75,547 | 76,144 | 151,691 | 424,722 | 429,061 | 853,783 | 65,833 | 66,638 | 132,471 |
| Jigawa | 118,031 | 120,868 | 238,899 | 625,306 | 643,078 | 1,268,384 | 91,736 | 94,736 | 186,472 |
| Kaduna | 91,059 | 93,743 | 184,802 | 614,030 | 634,608 | 1,248,638 | 111,563 | 115,618 | 227,181 |
| Kano | 225,424 | 207,529 | 432,953 | 1,377,299 | 1,269,646 | 2,646,945 | 233,668 | 215,687 | 449,355 |
| Katsina | 159,492 | 159,802 | 319,294 | 876,299 | 881,277 | 1,757,576 | 134,218 | 135,460 | 269,678 |
| Kebbi | 80,336 | 82,526 | 162,862 | 433,914 | 447,564 | 881,478 | 64,757 | 67,071 | 131,828 |
| Kogi | 48,491 | 48,877 | 97,368 | 264,529 | 267,456 | 531,985 | 39,856 | 40,414 | 80,270 |
| Kwara | 45,746 | 46,617 | 92,363 | 247,171 | 252,763 | 499,934 | 36,645 | 37,600 | 74,245 |
| Lagos | 177,080 | 167,753 | 344,833 | 996,979 | 944,527 | 1,941,506 | 152,821 | 144,774 | 297,595 |
| Nasarawa | 37,396 | 38,630 | 76,026 | 194,991 | 202,182 | 397,173 | 27,873 | 29,009 | 56,882 |
| Niger | 93,555 | 95,661 | 189,216 | 564,193 | 578,721 | 1,142,914 | 94,198 | 96,836 | 191,034 |
| Ogun | 91,527 | 94,632 | 186,159 | 516,239 | 533,696 | 1,049,935 | 80,305 | 82,963 | 163,268 |
| Ondo | 73,991 | 74,574 | 148,565 | 404,804 | 408,372 | 813,176 | 61,110 | 61,676 | 122,786 |
| Osun | 55,528 | 55,349 | 110,877 | 308,722 | 308,507 | 617,229 | 47,392 | 47,463 | 94,855 |
| Oyo | 101,622 | 102,608 | 204,230 | 599,801 | 606,863 | 1,206,664 | 98,016 | 99,346 | 197,362 |
| Plateau | 61,457 | 64,221 | 125,678 | 340,537 | 356,791 | 697,328 | 52,112 | 54,726 | 106,838 |
| Rivers | 87,620 | 84,520 | 172,140 | 512,964 | 495,072 | 1,008,036 | 82,330 | 79,503 | 161,833 |
| Sokoto | 96,334 | 97,714 | 194,048 | 580,351 | 591,003 | 1,171,354 | 96,147 | 98,277 | 194,424 |
| Taraba | 52,799 | 52,316 | 105,115 | 287,158 | 285,158 | 572,316 | 43,153 | 42,946 | 86,099 |
| Yobe | 52,957 | 51,126 | 104,083 | 317,234 | 306,971 | 624,205 | 52,956 | 51,340 | 104,296 |
| Zamfara | 101,868 | 103,883 | 205,751 | 530,145 | 542,065 | 1,072,210 | 76,263 | 78,203 | 154,466 |
| National | 2,930,536 | 2,924,700 | 5,855,236 | 16,846,568 | 16,844,471 | 33,691,039 | 2,682,097 | 2,685,973 | 5,368,070 |

Source: National Population Commission, 2019

Demography of School-Age Children (Projected) at the JSS Level by State, Age and Gender

| State | Age 12 | | | Age 12 - 14 | | | Age 14 | | |
|-----------------|------------------|------------------|------------------|------------------|------------------|-------------------|------------------|------------------|------------------|
| | Male | Female | Total | Male | Female | Total | Male | Female | Total |
| Abia | 42,551 | 43,467 | 86,018 | 104,663 | 103,267 | 207,930 | 30,205 | 29,111 | 59,316 |
| Adamawa | 60,498 | 59,995 | 120,493 | 166,375 | 160,301 | 326,676 | 52,185 | 49,639 | 101,824 |
| Akwa Ibom | 52,047 | 51,701 | 103,748 | 144,862 | 139,409 | 284,271 | 45,064 | 42,695 | 87,759 |
| Anambra | 72,509 | 72,125 | 144,634 | 162,745 | 157,959 | 320,704 | 44,045 | 41,997 | 86,042 |
| Bauchi | 111,059 | 111,777 | 222,836 | 289,274 | 281,633 | 570,907 | 87,504 | 83,494 | 170,998 |
| Bayelsa | 33,179 | 33,312 | 66,491 | 77,137 | 75,954 | 153,091 | 21,483 | 20,782 | 42,265 |
| Benue | 74,688 | 77,139 | 151,827 | 221,956 | 221,482 | 443,438 | 72,018 | 70,657 | 142,675 |
| Borno | 85,926 | 85,778 | 171,704 | 240,264 | 233,722 | 473,986 | 76,073 | 72,723 | 148,796 |
| Cross River | 54,884 | 55,114 | 109,998 | 133,671 | 130,504 | 264,175 | 38,212 | 36,571 | 74,783 |
| Delta | 60,685 | 60,688 | 121,373 | 161,387 | 156,499 | 317,886 | 49,050 | 46,878 | 95,928 |
| Ebonyi | 35,571 | 39,688 | 75,259 | 95,226 | 99,869 | 195,095 | 29,111 | 29,334 | 58,445 |
| Edo | 56,645 | 56,439 | 113,084 | 138,420 | 133,458 | 271,878 | 39,885 | 37,652 | 77,537 |
| Ekiti | 41,482 | 41,522 | 83,004 | 97,621 | 95,112 | 192,733 | 27,205 | 26,010 | 53,215 |
| Enugu | 46,660 | 50,838 | 97,498 | 118,424 | 120,996 | 239,420 | 34,880 | 34,135 | 69,015 |
| FCT | 28,664 | 27,868 | 56,532 | 81,396 | 82,458 | 163,854 | 26,503 | 27,372 | 53,875 |
| Gombe | 51,267 | 47,981 | 99,248 | 139,495 | 130,514 | 270,009 | 43,242 | 40,489 | 83,731 |
| Imo | 63,740 | 64,551 | 128,291 | 150,227 | 146,765 | 296,992 | 41,810 | 39,871 | 81,681 |
| Jigawa | 89,149 | 92,175 | 181,324 | 259,423 | 253,221 | 512,644 | 83,618 | 79,167 | 162,785 |
| Kaduna | 107,848 | 111,881 | 219,729 | 321,903 | 326,088 | 647,991 | 105,284 | 105,281 | 210,565 |
| Kano | 226,551 | 209,246 | 435,797 | 579,222 | 546,725 | 1,125,947 | 172,524 | 165,567 | 338,091 |
| Katsina | 130,344 | 131,738 | 262,082 | 366,975 | 355,575 | 722,550 | 115,582 | 109,418 | 225,000 |
| Kebbi | 62,848 | 65,198 | 128,046 | 195,800 | 195,676 | 391,476 | 64,687 | 63,568 | 128,255 |
| Kogi | 38,404 | 38,991 | 77,395 | 152,095 | 148,022 | 300,117 | 55,710 | 53,574 | 109,284 |
| Kwara | 35,530 | 36,490 | 72,020 | 115,435 | 114,411 | 229,846 | 38,859 | 37,883 | 76,742 |
| Lagos | 147,887 | 140,091 | 287,978 | 381,450 | 366,509 | 747,959 | 114,068 | 110,849 | 224,917 |
| Nasarawa | 26,942 | 28,071 | 55,013 | 94,574 | 95,822 | 190,396 | 33,091 | 33,061 | 66,152 |
| Niger | 91,092 | 93,732 | 184,824 | 248,285 | 249,503 | 497,788 | 76,823 | 75,925 | 152,748 |
| Ogun | 78,034 | 80,581 | 158,615 | 195,379 | 197,064 | 392,443 | 57,101 | 56,758 | 113,859 |
| Ondo | 59,219 | 59,758 | 118,977 | 152,071 | 149,816 | 301,887 | 45,161 | 43,856 | 89,017 |
| Osun | 45,925 | 46,015 | 91,940 | 125,013 | 121,367 | 246,380 | 38,308 | 36,553 | 74,861 |
| Oyo | 95,496 | 96,839 | 192,335 | 237,764 | 234,996 | 472,760 | 69,169 | 67,368 | 136,537 |
| Plateau | 50,192 | 52,733 | 102,925 | 152,484 | 155,777 | 308,261 | 50,320 | 50,746 | 101,066 |
| Rivers | 79,620 | 76,906 | 156,526 | 206,799 | 196,131 | 402,930 | 62,299 | 58,566 | 120,865 |
| Sokoto | 93,296 | 95,515 | 188,811 | 239,724 | 237,008 | 476,732 | 71,382 | 69,165 | 140,547 |
| Taraba | 41,724 | 41,557 | 83,281 | 125,264 | 121,359 | 246,623 | 40,874 | 39,079 | 79,953 |
| Yobe | 51,242 | 49,724 | 100,966 | 135,933 | 128,706 | 264,639 | 41,741 | 38,956 | 80,697 |
| Zamfara | 74,102 | 76,044 | 150,146 | 207,943 | 205,582 | 413,525 | 65,258 | 63,322 | 128,580 |
| National | 2,597,500 | 2,603,268 | 5,200,768 | 7,016,679 | 6,869,260 | 13,885,939 | 2,160,334 | 2,088,072 | 4,248,406 |

Source: National Population Commission, 2019

Demography of School-Age Children (Projected) at the SSS Level by State, Age and Gender

| State | Age 15 | | | Age 15 - 17 | | | Age 17 | | |
|-------------|-----------|-----------|-----------|-------------|-----------|------------|-----------|-----------|-----------|
| | Male | Female | Total | Male | Female | Total | Male | Female | Total |
| Abia | 29,159 | 28,100 | 57,259 | 86,213 | 82,946 | 169,159 | 28,360 | 27,247 | 55,607 |
| Adamawa | 51,043 | 48,638 | 99,681 | 152,031 | 144,818 | 296,849 | 50,344 | 47,945 | 98,289 |
| Akwa Ibom | 43,391 | 41,127 | 84,518 | 128,051 | 121,122 | 249,173 | 42,044 | 39,690 | 81,734 |
| Anambra | 42,635 | 40,693 | 83,328 | 126,237 | 120,359 | 246,596 | 41,579 | 39,606 | 81,185 |
| Bauchi | 85,264 | 81,283 | 166,547 | 253,432 | 241,126 | 494,558 | 83,768 | 79,566 | 163,334 |
| Bayelsa | 20,838 | 20,099 | 40,937 | 61,786 | 59,411 | 121,197 | 20,379 | 19,543 | 39,922 |
| Benue | 69,868 | 68,517 | 138,385 | 207,205 | 202,782 | 409,987 | 68,353 | 66,769 | 135,122 |
| Borno | 74,410 | 70,797 | 145,207 | 221,627 | 210,017 | 431,644 | 73,389 | 69,300 | 142,689 |
| Cross River | 36,849 | 35,248 | 72,097 | 108,896 | 103,996 | 212,892 | 35,809 | 34,151 | 69,960 |
| Delta | 47,394 | 45,421 | 92,815 | 140,202 | 134,354 | 274,556 | 46,142 | 44,215 | 90,357 |
| Ebonyi | 28,169 | 28,332 | 56,501 | 83,398 | 83,658 | 167,056 | 27,465 | 27,487 | 54,952 |
| Edo | 38,619 | 36,492 | 75,111 | 114,383 | 107,985 | 222,368 | 37,689 | 35,554 | 73,243 |
| Ekiti | 26,202 | 25,056 | 51,258 | 77,371 | 73,882 | 151,253 | 25,423 | 24,246 | 49,669 |
| Enugu | 33,651 | 32,921 | 66,572 | 99,493 | 97,119 | 196,612 | 32,730 | 31,883 | 64,613 |
| FCT | 26,132 | 27,029 | 53,161 | 76,564 | 79,324 | 155,888 | 24,870 | 25,815 | 50,685 |
| Gombe | 42,052 | 39,349 | 81,401 | 124,844 | 116,616 | 241,460 | 41,221 | 38,447 | 79,668 |
| Imo | 40,133 | 38,307 | 78,440 | 118,294 | 112,740 | 231,034 | 38,803 | 36,928 | 75,731 |
| Jigawa | 81,510 | 77,078 | 158,588 | 242,408 | 228,681 | 471,089 | 80,170 | 75,469 | 155,639 |
| Kaduna | 102,771 | 102,472 | 205,243 | 305,804 | 303,972 | 609,776 | 101,179 | 100,301 | 201,480 |
| Kano | 167,439 | 160,921 | 328,360 | 496,546 | 476,944 | 973,490 | 163,787 | 157,254 | 321,041 |
| Katsina | 112,028 | 106,037 | 218,065 | 332,101 | 313,782 | 645,883 | 109,518 | 103,313 | 212,831 |
| Kebbi | 62,514 | 61,446 | 123,960 | 185,035 | 181,588 | 366,623 | 60,937 | 59,718 | 120,655 |
| Kogi | 54,175 | 52,126 | 106,301 | 160,933 | 154,624 | 315,557 | 53,172 | 51,022 | 104,194 |
| Kwara | 37,522 | 36,543 | 74,065 | 110,976 | 107,857 | 218,833 | 36,519 | 35,428 | 71,947 |
| Lagos | 110,662 | 107,685 | 218,347 | 328,111 | 319,135 | 647,246 | 108,224 | 105,228 | 213,452 |
| Nasarawa | 32,126 | 31,993 | 64,119 | 95,296 | 94,593 | 189,889 | 31,442 | 31,121 | 62,563 |
| Niger | 74,502 | 73,426 | 147,928 | 220,796 | 216,987 | 437,783 | 72,787 | 71,355 | 144,142 |
| Ogun | 55,314 | 54,987 | 110,301 | 163,854 | 162,678 | 326,532 | 54,001 | 53,556 | 107,557 |
| Ondo | 43,670 | 42,409 | 86,079 | 129,264 | 125,351 | 254,615 | 42,571 | 41,231 | 83,802 |
| Osun | 36,809 | 35,133 | 71,942 | 108,506 | 103,424 | 211,930 | 35,591 | 33,885 | 69,476 |
| Oyo | 66,757 | 65,115 | 131,872 | 197,366 | 192,380 | 389,746 | 64,923 | 63,248 | 128,171 |
| Plateau | 49,128 | 49,483 | 98,611 | 146,171 | 146,924 | 293,095 | 48,357 | 48,521 | 96,878 |
| Rivers | 60,596 | 57,052 | 117,648 | 179,936 | 169,369 | 349,305 | 59,428 | 55,933 | 115,361 |
| Sokoto | 69,096 | 67,030 | 136,126 | 204,778 | 198,380 | 403,158 | 67,522 | 65,326 | 132,848 |
| Taraba | 39,683 | 37,923 | 77,606 | 117,724 | 112,303 | 230,027 | 38,846 | 37,000 | 75,846 |
| Yobe | 40,825 | 38,040 | 78,865 | 121,596 | 113,035 | 234,631 | 40,265 | 37,354 | 77,619 |
| Zamfara | 63,163 | 61,364 | 124,527 | 187,081 | 181,573 | 368,654 | 61,645 | 59,778 | 121,423 |
| National | 2,096,099 | 2,025,672 | 4,121,771 | 6,214,309 | 5,995,835 | 12,210,144 | 2,049,252 | 1,974,433 | 4,023,685 |

Source: National Population Commission, 2019

CHAPTER ONE

EARLY CHILDHOOD CARE DEVELOPMENT EDUCATION AND PRE-PRIMARY EDUCATION

1.0 Introduction

Early Childhood Care Development Education (ECCDE) in Nigeria covers crèche, nursery or kindergarten which normally takes place between the ages of 0-4 years, while pre-primary education is offered to children aged 5 years as preparation for primary education. Early Childhood Care Development and Pre-Primary Education is provided in both public and private schools throughout the country. This chapter provides statistics on ECCDE and pre-primary schools.

1.1 Number of Schools ECCDE/Pre-Primary Schools

Table 1.1 provides the summary of the number of public and private ECCDE and pre-primary schools for five academic years, 2014/2015 - 2018/2019, while Figure 1.1 shows the trend for the five sessions graphically. Table 1.2 provides the statistics on number of schools by state.

Table 1. 1: National Summary of Public and Private ECCDE/Pre-Primary Schools

| YEAR | PUBLIC | PRIVATE | TOTAL |
|-----------|--------|---------|--------|
| 2014/2015 | 13,545 | 3,055 | 16,600 |
| 2015/2016 | 30,704 | 12,332 | 43,036 |
| 2016/2017 | 37,336 | 12,332 | 49,668 |
| 2017/2018 | 33,214 | 48,348 | 81,562 |
| 2018/2019 | 30,387 | 52,017 | 82,404 |

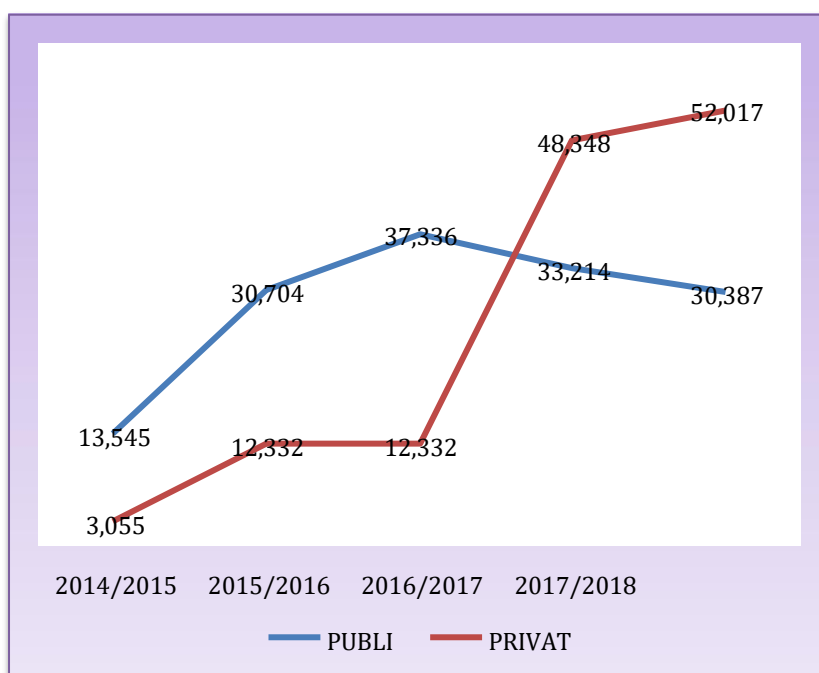


Figure 1. 1 Number of Public and Private ECCDE/Pre-Primary Schools: 2014/2015-2018/2019

Table 1. 2: Number of Public and Private EECDE/Pre-Primary Schools: 2018/2019

| STATE | Public | | | Private | | | Total | | |
|--------------|---------------|--------------|---------------|---------------|---------------|---------------|---------------|---------------|---------------|
| | Rural | Urban | Total | Rural | Urban | Total | Rural | Urban | Total |
| Abia | 719 | 165 | 884 | 635 | 352 | 987 | 1,354 | 517 | 1,871 |
| Adamawa | 119 | 75 | 194 | 654 | 516 | 1,170 | 773 | 591 | 1,364 |
| Akwa-Ibom | 923 | 244 | 1,167 | 1,023 | 542 | 1,565 | 1,946 | 786 | 2,732 |
| Anambra | 726 | 342 | 402 | 383 | 209 | 592 | 1,109 | 551 | 1,660 |
| Bauchi | 290 | 437 | 727 | 198 | 299 | 497 | 488 | 736 | 1,224 |
| Bayelsa | 64 | 44 | 108 | 74 | 147 | 221 | 138 | 191 | 329 |
| Benue | 174 | 63 | 237 | 205 | 163 | 368 | 379 | 226 | 605 |
| Borno | 45 | 17 | 62 | 16 | 46 | 62 | 61 | 63 | 124 |
| Cross River | 215 | 850 | 1,065 | 242 | 425 | 667 | 457 | 1,275 | 1,732 |
| Delta | 451 | 232 | 683 | 634 | 1,215 | 1,849 | 1,085 | 1,447 | 2,532 |
| Ebonyi | 543 | 225 | 768 | 273 | 38 | 311 | 816 | 263 | 1,079 |
| Edo | 618 | 162 | 780 | 446 | 481 | 927 | 1,064 | 643 | 1,707 |
| Ekiti | 400 | 505 | 905 | 439 | 858 | 1,297 | 839 | 1,363 | 2,202 |
| Enugu | 1,003 | 126 | 1,129 | 1,507 | 274 | 1,781 | 2,510 | 400 | 2,910 |
| FCT | 323 | 74 | 397 | 560 | 416 | 976 | 883 | 490 | 1,373 |
| Gombe | 25 | 11 | 36 | 310 | 188 | 498 | 335 | 199 | 534 |
| Imo | 1,079 | 196 | 1,275 | 1,226 | 307 | 1,533 | 2,305 | 503 | 2,808 |
| Jigawa | 1,947 | 398 | 2,345 | 150 | 120 | 270 | 2,097 | 518 | 2,615 |
| Kaduna | 2,354 | 364 | 2,718 | 272 | 620 | 892 | 2,626 | 984 | 3,610 |
| Kano | 16 | 10 | 26 | 10 | 13 | 23 | 26 | 23 | 49 |
| Katsina | 1,437 | 251 | 1,688 | 173 | 413 | 586 | 1,610 | 664 | 2,274 |
| Kebbi | 226 | 120 | 346 | 28 | 118 | 146 | 254 | 238 | 492 |
| Kogi | 358 | 81 | 439 | 270 | 151 | 421 | 628 | 232 | 860 |
| Kwara | 710 | 189 | 899 | 338 | 775 | 1,113 | 1,048 | 964 | 2,012 |
| Lagos | 177 | 821 | 998 | 5,817 | 7,816 | 13,633 | 5,994 | 8,637 | 14,631 |
| Nassarawa | 431 | 126 | 557 | 798 | 809 | 1,607 | 1,229 | 935 | 2,164 |
| Niger | 568 | 247 | 815 | 619 | 809 | 1,428 | 1,187 | 1,056 | 2,243 |
| Ogun | 953 | 610 | 1,563 | 1,431 | 3,342 | 4,773 | 2,384 | 3,952 | 6,336 |
| Ondo | 787 | 498 | 1,285 | 995 | 825 | 1,820 | 1,782 | 1,323 | 3,105 |
| Osun | 12 | 4 | 16 | 625 | 1,339 | 1,964 | 637 | 1,343 | 1,980 |
| Oyo | 1,445 | 1,007 | 2,452 | 536 | 2,293 | 2,829 | 1,981 | 3,300 | 5,281 |
| Plateau | 956 | 165 | 1,121 | 564 | 487 | 1,051 | 1,520 | 652 | 2,172 |
| Rivers | 308 | 205 | 513 | 935 | 2,045 | 2,980 | 1,243 | 2,250 | 3,493 |
| Sokoto | 184 | 368 | 552 | 59 | 118 | 177 | 243 | 486 | 729 |
| Taraba | 74 | 60 | 134 | 357 | 381 | 738 | 431 | 441 | 872 |
| Yobe | 54 | 60 | 114 | 4 | 54 | 58 | 58 | 114 | 172 |
| Zamfara | 231 | 90 | 321 | 25 | 182 | 207 | 256 | 272 | 528 |
| TOTAL | 20,945 | 9,442 | 30,387 | 22,831 | 29,186 | 52,017 | 43,776 | 38,628 | 82,404 |

** = Private data from 2017/2018

1.2 Summary of National Enrolment for Public and Private ECCDE/ Pre-Primary Schools by Gender

Table 1.3 and Figure 1.2 present summary of statistics on public and private ECCDE/Pre-Primary enrolment by gender for five academic sessions, 2014/2015 – 2018/2019.

Table 1. 3: Enrolment in Public and Private ECCDE/Pre-Primary Schools by Gender: 2013/2014- 2018/2019

| Year | Public | | | Private | | | Public + Private | | |
|-----------|-----------|-----------|-----------|-----------|-----------|-----------|------------------|-----------|-----------|
| | Male | Female | Total | Male | Female | Total | Male | Female | Total |
| 2014/2015 | 2,323,231 | 2,349,677 | 4,672,908 | 1,060,002 | 1,016,418 | 2,095,056 | 3,383,233 | 3,366,095 | 6,767,964 |
| 2015/2016 | 1,374,998 | 1,346,738 | 2,721,736 | 734,726 | 722,735 | 1,457,461 | 2,109,724 | 2,069,473 | 4,179,197 |
| 2016/2017 | 1,563,526 | 1,584,186 | 3,147,712 | 1,338,540 | 1,422,366 | 2,760,906 | 2,902,066 | 3,006,552 | 5,908,618 |
| 2017/2018 | 1,834,002 | 1,828,774 | 3,662,776 | 1,754,602 | 1,741,884 | 3,496,486 | 3,588,604 | 3,570,658 | 7,159,262 |
| 2018/2019 | 2,120,259 | 2,147,885 | 4,268,144 | 1,807,499 | 2,064,499 | 3,871,998 | 3,927,758 | 4,212,384 | 8,140,142 |

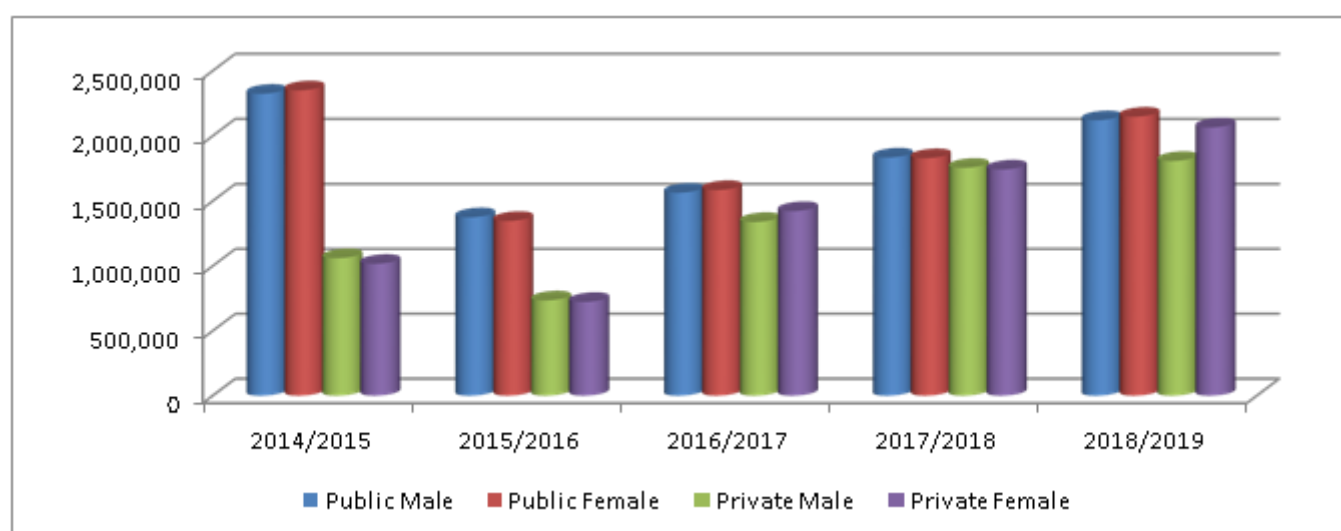


Figure 1. 2: Enrolment in Public and Private ECCDE/Pre-Primary Schools by Gender, 2014/2015 - 2018/2019

1.3 National Enrolment for Public and Private ECCDE/ Pre-Primary Schools by Location and Gender, 2018/2019

Table 1.4 and Figure 1.3 present statistics on enrolment in public and private ECCDE and primary schools by location (rural/urban) and gender (male/female).

Table 1. 4: Enrolment in Public and Private ECCDE/Pre-Primary Schools by Location (Rural/Urban) and Gender (Male/Female): 2018/2019

| YEAR | URBAN | | | RURAL | | |
|---------|-----------|-----------|-----------|-----------|-----------|-----------|
| | Male | Female | Total | Male | Female | Total |
| PUBLIC | 957,224 | 976,847 | 1,934,071 | 1,163,035 | 1,171,038 | 2,334,073 |
| PRIVATE | 999,600 | 1,004,925 | 2,004,525 | 807,899 | 1,059,574 | 1,867,473 |
| TOTAL | 1,956,824 | 1,981,772 | 3,938,596 | 1,970,934 | 2,230,612 | 4,201,546 |

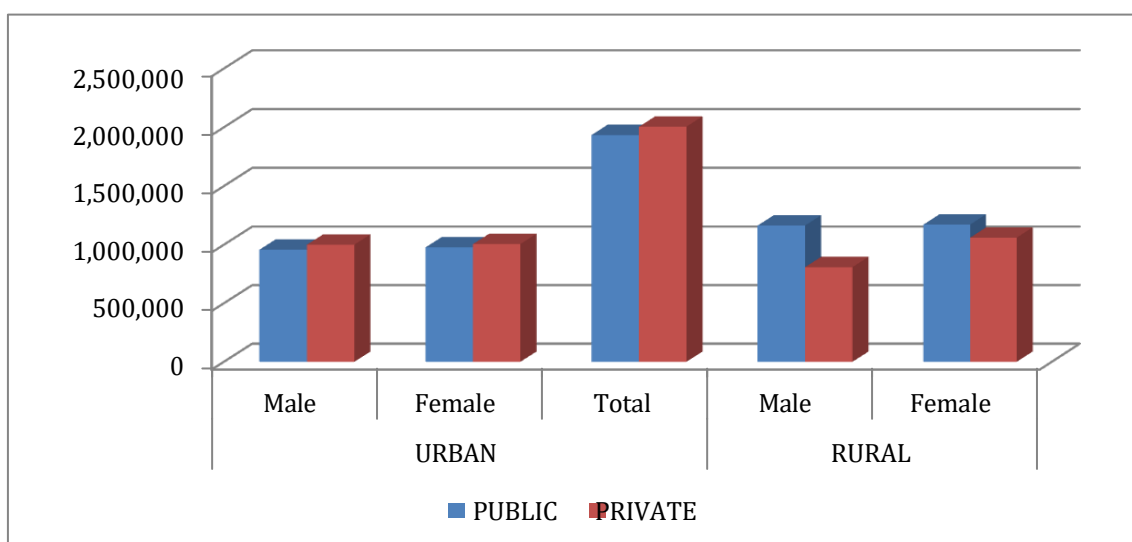


Figure 1. 3: Enrolment in Public and Private ECCDE/Pre-Primary Schools by Location (Rural/Urban) and Gender: 2018/2019

1.4 Enrolment in ECCDE/ Pre-Primary Schools by State, Location, Age and Class

Tables 1.5 -1.13 present States' statistics on public and private ECCDE/pre-primary enrolment by location, gender, age and class.

Table 1. 5: Enrolment in Public ECCDE/Pre-Primary Schools by State, Location and Gender: 2018/2019

| State | URBAN | | | RURAL | | | TOTAL | | |
|-----------------|----------------|----------------|------------------|------------------|------------------|------------------|------------------|------------------|------------------|
| | Male | Female | Total | Male | Female | Total | Male | Female | Total |
| Abia | 6,098 | 7,292 | 13,390 | 35,008 | 37,041 | 72,049 | 41,106 | 44,333 | 85,439 |
| Adamawa | 3,507 | 4,291 | 7,798 | 7,019 | 6,520 | 13,539 | 10,526 | 10,811 | 21,337 |
| Akwa-Ibom | 27,856 | 33,701 | 61,557 | 105,079 | 127,673 | 232,752 | 132,935 | 161,374 | 294,309 |
| Anambra | 24,227 | 23,256 | 47,483 | 42,865 | 41,863 | 84,728 | 67,092 | 65,119 | 132,211 |
| Bauchi | 27,905 | 27,669 | 55,574 | 14,437 | 14,804 | 29,241 | 42,342 | 42,473 | 84,815 |
| Bayelsa | 1,711 | 1,528 | 3,239 | 1,346 | 1,375 | 2,721 | 3,057 | 2,903 | 5,960 |
| Benue | 8,448 | 7,335 | 15,783 | 3,475 | 3,481 | 6,956 | 11,923 | 10,816 | 22,739 |
| Borno | 13,705 | 14,051 | 27,756 | 12,085 | 12,072 | 24,157 | 25,790 | 26,123 | 51,913 |
| Cross River | 6,333 | 6,345 | 12,678 | 21,919 | 22,133 | 44,052 | 28,252 | 28,478 | 56,730 |
| Delta | 13,574 | 13,396 | 26,970 | 15,804 | 15,572 | 31,376 | 29,378 | 28,968 | 58,346 |
| Ebonyi | 51,099 | 56,301 | 107,400 | 35,121 | 30,433 | 65,554 | 86,220 | 86,734 | 172,954 |
| Edo | 8,441 | 8,195 | 16,636 | 30,239 | 28,553 | 58,792 | 38,680 | 36,748 | 75,428 |
| Ekiti | 9,510 | 9,093 | 18,603 | 7,095 | 5,158 | 12,253 | 16,605 | 14,251 | 30,856 |
| Enugu | 4,906 | 4,999 | 9,905 | 30,215 | 29,975 | 60,190 | 35,121 | 34,974 | 70,095 |
| FCT | 3,255 | 3,426 | 6,681 | 13,739 | 12,958 | 26,697 | 16,994 | 16,384 | 33,378 |
| Gombe | 1,097 | 1,132 | 2,229 | 1,586 | 1,594 | 3,180 | 2,683 | 2,726 | 5,409 |
| Imo | 20,919 | 21,100 | 42,019 | 110,838 | 109,538 | 220,376 | 131,757 | 130,638 | 262,395 |
| Jigawa | 20,147 | 21,006 | 41,153 | 81,822 | 81,046 | 162,868 | 101,969 | 102,052 | 204,021 |
| Kaduna | 71,753 | 78,345 | 150,098 | 78,701 | 71,249 | 149,950 | 150,454 | 149,594 | 300,048 |
| Kano | 291,050 | 315,936 | 606,986 | 150,462 | 169,526 | 319,988 | 441,512 | 485,462 | 926,974 |
| Katsina | 25,860 | 27,485 | 53,345 | 75,626 | 76,696 | 152,322 | 101,486 | 104,181 | 205,667 |
| Kebbi | 6,500 | 8,105 | 14,605 | 12,646 | 6,803 | 19,449 | 19,146 | 14,908 | 34,054 |
| Kogi | 1,343 | 1,466 | 2,809 | 6,770 | 7,007 | 13,777 | 8,113 | 8,473 | 16,586 |
| Kwara | 6,871 | 6,650 | 13,521 | 13,253 | 12,552 | 25,805 | 20,124 | 19,202 | 39,326 |
| Lagos | 27,155 | 25,859 | 53,014 | 6,378 | 5,947 | 12,325 | 33,533 | 31,806 | 65,339 |
| Nassarawa | 5,968 | 5,701 | 11,669 | 8,902 | 7,842 | 16,744 | 14,870 | 13,543 | 28,413 |
| Niger | 17,911 | 17,350 | 35,261 | 24,335 | 21,795 | 46,130 | 42,246 | 39,145 | 81,391 |
| Ogun | 26,422 | 22,900 | 49,322 | 19,191 | 18,655 | 37,846 | 45,613 | 41,555 | 87,168 |
| Ondo | 40,000 | 40,350 | 80,350 | 46,021 | 47,000 | 93,021 | 86,021 | 87,350 | 173,371 |
| Osun | 196 | 273 | 469 | 262 | 228 | 490 | 458 | 501 | 959 |
| Oyo | 74,254 | 80,318 | 154,572 | 64,998 | 70,699 | 135,697 | 139,252 | 151,017 | 290,269 |
| Plateau | 16,928 | 16,988 | 33,916 | 22,240 | 22,183 | 44,423 | 39,168 | 39,171 | 78,339 |
| Rivers | 5,185 | 4,942 | 10,127 | 7,064 | 7,060 | 14,124 | 12,249 | 12,002 | 24,251 |
| Sokoto | 11,838 | 10,959 | 22,797 | 21,526 | 17,065 | 38,591 | 33,364 | 28,024 | 61,388 |
| Taraba | 2,217 | 3,219 | 5,436 | 4,422 | 3,451 | 7,873 | 6,639 | 6,670 | 13,309 |
| Yobe | 4,369 | 3,813 | 8,182 | 7,566 | 7,075 | 14,641 | 11,935 | 10,888 | 22,823 |
| Zamfara | 68,666 | 42,072 | 110,738 | 22,980 | 16,416 | 39,396 | 91,646 | 58,488 | 150,134 |
| National | 957,224 | 976,847 | 1,934,071 | 1,163,035 | 1,171,038 | 2,334,073 | 2,120,259 | 2,147,885 | 4,268,144 |

Table 1. 6: Enrolment in Private ECCDE/Pre-Primary Schools by State, Location and Gender, 2018/2019

| State | URBAN | | | RURAL | | | TOTAL | | |
|-----------------|----------------|------------------|------------------|----------------|------------------|------------------|------------------|------------------|------------------|
| | Male | Female | Total | Male | Female | Total | Male | Female | Total |
| Abia | 17,081 | 17,682 | 34,763 | 22,872 | 23,697 | 46,569 | 39,953 | 41,379 | 81,332 |
| Adamawa | 43,191 | 42,902 | 86,093 | 14,824 | 13,574 | 28,398 | 58,015 | 56,476 | 114,491 |
| Akwa-Ibom | 41,119 | 43,661 | 84,780 | 87,937 | 95,613 | 183,550 | 129,056 | 139,274 | 268,330 |
| Anambra | 9,463 | 9,452 | 18,915 | 13,046 | 12,828 | 25,874 | 22,509 | 22,280 | 44,789 |
| Bauchi | 11,136 | 19,106 | 30,242 | 14,300 | 5,568 | 19,868 | 25,436 | 24,674 | 50,110 |
| Bayelsa | 3,699 | 3,509 | 7,208 | 4,402 | 4,201 | 8,603 | 8,101 | 7,710 | 15,811 |
| Benue | 31,785 | 30,043 | 61,828 | 26,966 | 25,727 | 52,693 | 58,751 | 55,770 | 114,521 |
| Borno | 15,279 | 16,006 | 31,285 | 3,660 | 3,169 | 6,829 | 18,939 | 19,175 | 38,114 |
| Cross River | 20,389 | 20,288 | 40,677 | 9,519 | 9,589 | 19,108 | 29,908 | 29,877 | 59,785 |
| Delta | 45,145 | 44,408 | 89,553 | 21,376 | 21,454 | 42,830 | 66,521 | 65,862 | 132,383 |
| Ebonyi | 84,318 | 83,995 | 168,313 | 12,597 | 12,862 | 25,459 | 96,915 | 96,857 | 193,772 |
| Edo | 14,456 | 25,249 | 39,705 | 13,658 | 24,091 | 37,749 | 28,114 | 49,340 | 77,454 |
| Ekiti | 10,886 | 9,601 | 20,487 | 12,256 | 10,916 | 23,172 | 23,142 | 20,517 | 43,659 |
| Enugu | 27,901 | 24,622 | 52,523 | 57,539 | 57,497 | 115,036 | 85,440 | 82,119 | 167,559 |
| FCT | 9,722 | 9,422 | 19,144 | 8,935 | 9,095 | 18,030 | 18,657 | 18,517 | 37,174 |
| Gombe | 5,856 | 5,889 | 11,745 | 12,397 | 11,435 | 23,832 | 18,253 | 17,324 | 35,577 |
| Imo | 11,008 | 10,902 | 21,910 | 37,805 | 37,559 | 75,364 | 48,813 | 48,461 | 97,274 |
| Jigawa | 6,375 | 6,759 | 13,134 | 3,255 | 3,322 | 6,577 | 9,630 | 10,081 | 19,711 |
| Kaduna | 23,593 | 23,165 | 46,758 | 9,564 | 9,360 | 18,924 | 33,157 | 32,525 | 65,682 |
| Kano | 30,454 | 30,649 | 61,103 | 41,716 | 42,209 | 83,925 | 72,170 | 72,858 | 145,028 |
| Katsina | 22,870 | 21,730 | 44,600 | 7,250 | 6,570 | 13,820 | 30,120 | 28,300 | 58,420 |
| Kebbi | 6,234 | 5,519 | 11,753 | 61,987 | 40,286 | 102,273 | 68,221 | 45,805 | 114,026 |
| Kogi | 3,709 | 3,845 | 7,554 | 8,831 | 8,676 | 17,507 | 12,540 | 12,521 | 25,061 |
| Kwara | 8,920 | 7,958 | 16,878 | 25,244 | 25,384 | 50,628 | 34,164 | 33,342 | 67,506 |
| Lagos | 167,444 | 166,574 | 334,018 | 90,162 | 89,694 | 179,856 | 257,606 | 256,268 | 513,874 |
| Nassarawa | 29,635 | 29,177 | 58,812 | 23,962 | 22,473 | 46,435 | 53,597 | 51,650 | 105,247 |
| Niger | 29,694 | 28,355 | 58,049 | 23,736 | 20,686 | 44,422 | 53,430 | 49,041 | 102,471 |
| Ogun | 85,920 | 86,960 | 172,880 | 20,721 | 291,733 | 312,454 | 106,641 | 378,693 | 485,334 |
| Ondo | 6,400 | 6,249 | 12,649 | 7,500 | 8,200 | 15,700 | 13,900 | 14,449 | 28,349 |
| Osun | 19,335 | 19,604 | 38,939 | 43,718 | 43,923 | 87,641 | 63,053 | 63,527 | 126,580 |
| Oyo | 79,390 | 79,265 | 158,655 | 21,450 | 21,933 | 43,383 | 100,840 | 101,198 | 202,038 |
| Plateau | 14,995 | 16,063 | 31,058 | 9,732 | 8,754 | 18,486 | 24,727 | 24,817 | 49,544 |
| Rivers | 31,589 | 31,268 | 62,857 | 16,687 | 17,202 | 33,889 | 48,276 | 48,470 | 96,746 |
| Sokoto | 8,136 | 7,501 | 15,637 | 3,459 | 3,403 | 6,862 | 11,595 | 10,904 | 22,499 |
| Taraba | 20,341 | 16,106 | 36,447 | 6,542 | 9,412 | 15,954 | 26,883 | 25,518 | 52,401 |
| Yobe | 710 | 465 | 1,175 | 4,150 | 4,182 | 8,332 | 4,860 | 4,647 | 9,507 |
| Zamfara | 1,422 | 976 | 2,398 | 4,144 | 3,297 | 7,441 | 5,566 | 4,273 | 9,839 |
| National | 999,600 | 1,004,925 | 2,004,525 | 807,899 | 1,059,574 | 1,867,473 | 1,807,499 | 2,064,499 | 3,871,998 |

Table 1. 7: Enrolment in Public and Private ECCDE/Pre-Primary Schools by State, Location and Gender, 2018/2019

| State | URBAN | | | RURAL | | | TOTAL | | |
|-----------------|------------------|------------------|------------------|------------------|------------------|------------------|------------------|------------------|------------------|
| | Male | Female | Total | Male | Female | Total | Male | Female | Total |
| Abia | 23,179 | 24,974 | 48,153 | 57,880 | 60,738 | 118,618 | 81,059 | 85,712 | 166,771 |
| Adamawa | 46,698 | 47,193 | 93,891 | 21,843 | 20,094 | 41,937 | 68,541 | 67,287 | 135,828 |
| Akwa-Ibom | 68,975 | 77,362 | 146,337 | 193,016 | 223,286 | 416,302 | 261,991 | 300,648 | 562,639 |
| Anambra | 33,690 | 32,708 | 66,398 | 55,911 | 54,691 | 110,602 | 89,601 | 87,399 | 177,000 |
| Bauchi | 39,041 | 46,775 | 85,816 | 28,737 | 20,372 | 49,109 | 67,778 | 67,147 | 134,925 |
| Bayelsa | 5,410 | 5,037 | 10,447 | 5,748 | 5,576 | 11,324 | 11,158 | 10,613 | 21,771 |
| Benue | 40,233 | 37,378 | 77,611 | 30,441 | 29,208 | 59,649 | 70,674 | 66,586 | 137,260 |
| Borno | 28,984 | 30,057 | 59,041 | 15,745 | 15,241 | 30,986 | 44,729 | 45,298 | 90,027 |
| Cross River | 26,722 | 26,633 | 53,355 | 31,438 | 31,722 | 63,160 | 58,160 | 58,355 | 116,515 |
| Delta | 58,719 | 57,804 | 116,523 | 37,180 | 37,026 | 74,206 | 95,899 | 94,830 | 190,729 |
| Ebonyi | 135,417 | 140,296 | 275,713 | 47,718 | 43,295 | 91,013 | 183,135 | 183,591 | 366,726 |
| Edo | 22,897 | 33,444 | 56,341 | 43,897 | 52,644 | 96,541 | 66,794 | 86,088 | 152,882 |
| Ekiti | 20,396 | 18,694 | 39,090 | 19,351 | 16,074 | 35,425 | 39,747 | 34,768 | 74,515 |
| Enugu | 32,807 | 29,621 | 62,428 | 87,754 | 87,472 | 175,226 | 120,561 | 117,093 | 237,654 |
| FCT | 12,977 | 12,848 | 25,825 | 22,674 | 22,053 | 44,727 | 35,651 | 34,901 | 70,552 |
| Gombe | 6,953 | 7,021 | 13,974 | 13,983 | 13,029 | 27,012 | 20,936 | 20,050 | 40,986 |
| Imo | 31,927 | 32,002 | 63,929 | 148,643 | 147,097 | 295,740 | 180,570 | 179,099 | 359,669 |
| Jigawa | 26,522 | 27,765 | 54,287 | 85,077 | 84,368 | 169,445 | 111,599 | 112,133 | 223,732 |
| Kaduna | 95,346 | 101,510 | 196,856 | 88,265 | 80,609 | 168,874 | 183,611 | 182,119 | 365,730 |
| Kano | 321,504 | 346,585 | 668,089 | 192,178 | 211,735 | 403,913 | 513,682 | 558,320 | 1,072,002 |
| Katsina | 48,730 | 49,215 | 97,945 | 82,876 | 83,266 | 166,142 | 131,606 | 132,481 | 264,087 |
| Kebbi | 12,734 | 13,624 | 26,358 | 74,633 | 47,089 | 121,722 | 87,367 | 60,713 | 148,080 |
| Kogi | 5,052 | 5,311 | 10,363 | 15,601 | 15,683 | 31,284 | 20,653 | 20,994 | 41,647 |
| Kwara | 15,791 | 14,608 | 30,399 | 38,497 | 37,936 | 76,433 | 54,288 | 52,544 | 106,832 |
| Lagos | 194,599 | 192,433 | 387,032 | 96,540 | 95,641 | 192,181 | 291,139 | 288,074 | 579,213 |
| Nassarawa | 35,603 | 34,878 | 70,481 | 32,864 | 30,315 | 63,179 | 68,467 | 65,193 | 133,660 |
| Niger | 47,605 | 45,705 | 93,310 | 48,071 | 42,481 | 90,552 | 95,676 | 88,186 | 183,862 |
| Ogun | 112,342 | 109,860 | 222,202 | 39,912 | 310,388 | 350,300 | 152,254 | 420,248 | 572,502 |
| Ondo | 46,400 | 46,599 | 92,999 | 53,521 | 55,200 | 108,721 | 99,921 | 101,799 | 201,720 |
| Osun | 19,531 | 19,877 | 39,408 | 43,980 | 44,151 | 88,131 | 63,511 | 64,028 | 127,539 |
| Oyo | 153,644 | 159,583 | 313,227 | 86,448 | 92,632 | 179,080 | 240,092 | 252,215 | 492,307 |
| Plateau | 31,923 | 33,051 | 64,974 | 31,972 | 30,937 | 62,909 | 63,895 | 63,988 | 127,883 |
| Rivers | 36,774 | 36,210 | 72,984 | 23,751 | 24,262 | 48,013 | 60,525 | 60,472 | 120,997 |
| Sokoto | 19,974 | 18,460 | 38,434 | 24,985 | 20,468 | 45,453 | 44,959 | 38,928 | 83,887 |
| Taraba | 22,558 | 19,325 | 41,883 | 10,964 | 12,863 | 23,827 | 33,522 | 32,188 | 65,710 |
| Yobe | 5,079 | 4,278 | 9,357 | 11,716 | 11,257 | 22,973 | 16,795 | 15,535 | 32,330 |
| Zamfara | 70,088 | 43,048 | 113,136 | 27,124 | 19,713 | 46,837 | 97,212 | 62,761 | 159,973 |
| National | 1,956,824 | 1,981,772 | 3,938,596 | 1,970,934 | 2,230,612 | 4,201,546 | 3,927,758 | 4,212,384 | 8,140,142 |

Table 1. 8: Enrolment in Public ECCDE Schools by State, Age and Gender: 2018/2019

| STATE | BELOW 3 Years | | | 3-5 Years | | | ABOVE 5 Years | | | TOTAL | | |
|-----------------|----------------|----------------|----------------|------------------|------------------|------------------|----------------|----------------|----------------|------------------|------------------|------------------|
| | Male | Female | Total | Male | Female | Total | Male | Female | Total | MALE | FEMALE | TOTAL |
| Abia | 8,820 | 10,974 | 19,794 | 30,147 | 31,221 | 61,368 | 2,139 | 2,138 | 4,277 | 41,106 | 44,333 | 85,439 |
| Adamawa | 2,943 | 3,287 | 6,230 | 6,081 | 5,881 | 11,962 | 1,502 | 1,643 | 3,145 | 10,526 | 10,811 | 21,337 |
| Akwa-Ibom | 16,399 | 22,853 | 39,252 | 116,536 | 138,521 | 255,057 | NA | NA | NA | 132,935 | 161,374 | 294,309 |
| Anambra | 11,871 | 11,395 | 23,266 | 47,602 | 46,253 | 93,855 | 7,619 | 7,471 | 15,090 | 67,092 | 65,119 | 132,211 |
| Bauchi | 324 | 246 | 570 | 41,526 | 41,821 | 83,347 | 492 | 406 | 898 | 42,342 | 42,473 | 84,815 |
| Bayelsa | NA | NA | NA | 2,557 | 2,382 | 4,939 | 500 | 521 | 1,021 | 3,057 | 2,903 | 5,960 |
| Benue | NA | NA | NA | 6,176 | 5,322 | 11,498 | 5,747 | 5,494 | 11,241 | 11,923 | 10,816 | 22,739 |
| Borno | 952 | 1,101 | 2,053 | 20,544 | 20,648 | 41,192 | 4,294 | 4,374 | 8,668 | 25,790 | 26,123 | 51,913 |
| Cross River | 1,060 | 1,148 | 2,208 | 23,567 | 23,706 | 47,273 | 3,625 | 3,624 | 7,249 | 28,252 | 28,478 | 56,730 |
| Delta | 3,185 | 3,258 | 6,443 | 23,595 | 23,136 | 46,731 | 2,598 | 2,574 | 5,172 | 29,378 | 28,968 | 58,346 |
| Ebonyi | 16,870 | 14,467 | 31,337 | 52,562 | 54,700 | 107,262 | 16,788 | 17,567 | 34,355 | 86,220 | 86,734 | 172,954 |
| Edo | NA | NA | NA | 38,680 | 36,748 | 75,428 | NA | NA | NA | 38,680 | 36,748 | 75,428 |
| Ekiti | 2,353 | 2,397 | 4,750 | 12,093 | 10,067 | 22,160 | 2,159 | 1,787 | 3,946 | 16,605 | 14,251 | 30,856 |
| Enugu | 1,129 | 1,130 | 2,259 | 30,501 | 30,159 | 60,660 | 3,491 | 3,685 | 7,176 | 35,121 | 34,974 | 70,095 |
| FCT | 1,843 | 1,741 | 3,584 | 14,114 | 13,651 | 27,765 | 1,037 | 992 | 2,029 | 16,994 | 16,384 | 33,378 |
| Gombe | 702 | 742 | 1,444 | 1,250 | 1,606 | 2,856 | 731 | 378 | 1,109 | 2,683 | 2,726 | 5,409 |
| Imo | NA | NA | NA | 130,730 | 129,939 | 260,669 | 1,027 | 699 | 1,726 | 131,757 | 130,638 | 262,395 |
| Jigawa | NA | NA | NA | 94,353 | 94,390 | 188,743 | 7,616 | 7,662 | 15,278 | 101,969 | 102,052 | 204,021 |
| Kaduna | 12,901 | 17,811 | 30,712 | 115,495 | 111,347 | 226,842 | 22,058 | 20,436 | 42,494 | 150,454 | 149,594 | 300,048 |
| Kano | 70,312 | 121,219 | 191,531 | 280,053 | 273,104 | 553,157 | 91,147 | 91,139 | 182,286 | 441,512 | 485,462 | 926,974 |
| Katsina | 15,055 | 10,108 | 25,163 | 62,824 | 65,106 | 127,930 | 23,607 | 28,967 | 52,574 | 101,486 | 104,181 | 205,667 |
| Kebbi | 6,552 | 4,191 | 10,743 | 11,102 | 9,947 | 21,049 | 1,492 | 770 | 2,262 | 19,146 | 14,908 | 34,054 |
| Kogi | NA | NA | NA | 7,382 | 7,718 | 15,100 | 731 | 755 | 1,486 | 8,113 | 8,473 | 16,586 |
| Kwara | 2,580 | 2,466 | 5,046 | 15,307 | 14,487 | 29,794 | 2,237 | 2,249 | 4,486 | 20,124 | 19,202 | 39,326 |
| Lagos | 386 | 404 | 790 | 27,565 | 25,903 | 53,468 | 5,582 | 5,499 | 11,081 | 33,533 | 31,806 | 65,339 |
| Nassarawa | 3,699 | 3,212 | 6,911 | 9,391 | 8,689 | 18,080 | 1,780 | 1,642 | 3,422 | 14,870 | 13,543 | 28,413 |
| Niger | 11,692 | 10,466 | 22,158 | 27,172 | 25,363 | 52,535 | 3,382 | 3,316 | 6,698 | 42,246 | 39,145 | 81,391 |
| Ogun | 11,424 | 11,687 | 23,111 | 28,007 | 20,419 | 48,426 | 6,182 | 9,449 | 15,631 | 45,613 | 41,555 | 87,168 |
| Ondo | NA | NA | NA | 86,021 | 87,350 | 173,371 | NA | NA | NA | 86,021 | 87,350 | 173,371 |
| Osun | 94 | 90 | 184 | 300 | 323 | 623 | 64 | 88 | 152 | 458 | 501 | 959 |
| Oyo | NA | NA | NA | 117,208 | 127,967 | 245,175 | 22,044 | 23,050 | 45,094 | 139,252 | 151,017 | 290,269 |
| Plateau | 9,696 | 9,423 | 19,119 | 25,777 | 25,867 | 51,644 | 3,695 | 3,881 | 7,576 | 39,168 | 39,171 | 78,339 |
| Rivers | 2,521 | 1,055 | 3,576 | 8,294 | 9,509 | 17,803 | 1,434 | 1,438 | 2,872 | 12,249 | 12,002 | 24,251 |
| Sokoto | 5,144 | 4,570 | 9,714 | 21,004 | 19,564 | 40,568 | 7,216 | 3,890 | 11,106 | 33,364 | 28,024 | 61,388 |
| Taraba | 1,202 | 1,506 | 2,708 | 4,657 | 4,507 | 9,164 | 780 | 657 | 1,437 | 6,639 | 6,670 | 13,309 |
| Yobe | NA | NA | NA | 11,935 | 10,888 | 22,823 | NA | NA | NA | 11,935 | 10,888 | 22,823 |
| Zamfara | 73,822 | 43,795 | 117,617 | 13,609 | 11,488 | 25,097 | 4,215 | 3,205 | 7,420 | 91,646 | 58,488 | 150,134 |
| National | 295,531 | 316,742 | 612,273 | 1,565,717 | 1,569,697 | 3,135,414 | 259,011 | 261,446 | 520,457 | 2,120,259 | 2,147,885 | 4,268,144 |

Table 1. 9: Enrolment in Private ECCDE Schools by State, Age and Gender: 2018/2019

| STATE | BELOW 3 Years | | | 3-5 Years | | | ABOVE 5 Years | | | TOTAL | | |
|-----------------|----------------|----------------|------------------|------------------|------------------|------------------|----------------|----------------|----------------|------------------|------------------|------------------|
| | Male | Female | Total | Male | Female | Total | Male | Female | Total | MALE | FEMALE | TOTAL |
| Abia | 10,194 | 10,593 | 20,787 | 27,632 | 28,322 | 55,954 | 2,127 | 2,464 | 4,591 | 39,953 | 41,379 | 81,332 |
| Adamawa | 17,933 | 30,661 | 48,594 | 38,201 | 25,359 | 63,560 | 1,881 | 456 | 2,337 | 58,015 | 56,476 | 114,491 |
| Akwa-Ibom | 22,592 | 27,770 | 50,362 | 106,464 | 111,504 | 217,968 | NA | NA | NA | 129,056 | 139,274 | 268,330 |
| Anambra | 4,261 | 4,205 | 8,466 | 15,851 | 15,736 | 31,587 | 2,397 | 2,339 | 4,736 | 22,509 | 22,280 | 44,789 |
| Bauchi | 1,988 | 1,821 | 3,809 | 22,310 | 21,667 | 43,977 | 1,138 | 1,186 | 2,324 | 25,436 | 24,674 | 50,110 |
| Bayelsa | 666 | 1,531 | 2,197 | 6,283 | 5,101 | 11,384 | 1,152 | 1,078 | 2,230 | 8,101 | 7,710 | 15,811 |
| Benue | 4,485 | 12,994 | 17,479 | 38,543 | 27,561 | 66,104 | 15,723 | 15,215 | 30,938 | 58,751 | 55,770 | 114,521 |
| Borno | 2,797 | 2,859 | 5,656 | 13,926 | 13,893 | 27,819 | 2,216 | 2,423 | 4,639 | 18,939 | 19,175 | 38,114 |
| Cross River | 4,429 | 4,703 | 9,132 | 20,192 | 19,759 | 39,951 | 5,287 | 5,415 | 10,702 | 29,908 | 29,877 | 59,785 |
| Delta | 13,730 | 13,745 | 27,475 | 47,634 | 47,117 | 94,751 | 5,157 | 5,000 | 10,157 | 66,521 | 65,862 | 132,383 |
| Ebonyi | 79,625 | 78,270 | 157,895 | 14,500 | 15,635 | 30,135 | 2,790 | 2,952 | 5,742 | 96,915 | 96,857 | 193,772 |
| Edo | NA | NA | NA | 28,114 | 49,340 | 77,454 | NA | NA | NA | 28,114 | 49,340 | 77,454 |
| Ekiti | 4,216 | 3,221 | 7,437 | 13,507 | 11,855 | 25,362 | 5,419 | 5,441 | 10,860 | 23,142 | 20,517 | 43,659 |
| Enugu | 19,056 | 18,915 | 37,971 | 58,517 | 55,882 | 114,399 | 7,867 | 7,322 | 15,189 | 85,440 | 82,119 | 167,559 |
| FCT | 3,344 | 3,191 | 6,535 | 14,407 | 14,397 | 28,804 | 906 | 929 | 1,835 | 18,657 | 18,517 | 37,174 |
| Gombe | NA | NA | NA | 16,186 | 15,340 | 31,526 | 2,067 | 1,984 | 4,051 | 18,253 | 17,324 | 35,577 |
| Imo | 164 | 127 | 291 | 48,442 | 48,034 | 96,476 | 207 | 300 | 507 | 48,813 | 48,461 | 97,274 |
| Jigawa | NA | NA | NA | 6,024 | 5,890 | 11,914 | 3,606 | 4,191 | 7,797 | 9,630 | 10,081 | 19,711 |
| Kaduna | 3,926 | 3,928 | 7,854 | 24,546 | 24,173 | 48,719 | 4,685 | 4,424 | 9,109 | 33,157 | 32,525 | 65,682 |
| Kano | 17,496 | 17,063 | 34,559 | 50,645 | 50,052 | 100,697 | 4,029 | 5,743 | 9,772 | 72,170 | 72,858 | 145,028 |
| Katsina | 5,381 | 5,078 | 10,459 | 23,430 | 21,933 | 45,363 | 1,309 | 1,289 | 2,598 | 30,120 | 28,300 | 58,420 |
| Kebbi | 13,234 | 5,432 | 18,666 | 43,556 | 31,608 | 75,164 | 11,431 | 8,765 | 20,196 | 68,221 | 45,805 | 114,026 |
| Kogi | 243 | 473 | 716 | 8,039 | 6,642 | 14,681 | 4,258 | 5,406 | 9,664 | 12,540 | 12,521 | 25,061 |
| Kwara | 6,216 | 5,959 | 12,175 | 24,462 | 24,139 | 48,601 | 3,486 | 3,244 | 6,730 | 34,164 | 33,342 | 67,506 |
| Lagos | 89,598 | 86,419 | 176,017 | 162,026 | 161,815 | 323,841 | 5,982 | 8,034 | 14,016 | 257,606 | 256,268 | 513,874 |
| Nassarawa | 6,055 | 6,699 | 12,754 | 42,142 | 39,927 | 82,069 | 5,400 | 5,024 | 10,424 | 53,597 | 51,650 | 105,247 |
| Niger | 9,453 | 8,327 | 17,780 | 38,053 | 35,304 | 73,357 | 5,924 | 5,410 | 11,334 | 53,430 | 49,041 | 102,471 |
| Ogun | 23,458 | 234,367 | 257,825 | 70,076 | 143,089 | 213,165 | 13,107 | 1,237 | 14,344 | 106,641 | 378,693 | 485,334 |
| Ondo | 3,798 | 3,950 | 7,748 | 10,102 | 10,499 | 20,601 | NA | NA | NA | 13,900 | 14,449 | 28,349 |
| Osun | 12,720 | 13,159 | 25,879 | 41,763 | 37,985 | 79,748 | 8,570 | 12,383 | 20,953 | 63,053 | 63,527 | 126,580 |
| Oyo | 17,511 | 17,214 | 34,725 | 74,038 | 74,524 | 148,562 | 9,291 | 9,460 | 18,751 | 100,840 | 101,198 | 202,038 |
| Plateau | 5,296 | 4,026 | 9,322 | 12,145 | 14,030 | 26,175 | 7,286 | 6,761 | 14,047 | 24,727 | 24,817 | 49,544 |
| Rivers | NA | NA | NA | 40,660 | 40,634 | 81,294 | 7,616 | 7,836 | 15,452 | 48,276 | 48,470 | 96,746 |
| Sokoto | 2,216 | 2,283 | 4,499 | 7,757 | 7,241 | 14,998 | 1,622 | 1,380 | 3,002 | 11,595 | 10,904 | 22,499 |
| Taraba | 4,107 | 3,087 | 7,194 | 15,789 | 15,760 | 31,549 | 6,987 | 6,671 | 13,658 | 26,883 | 25,518 | 52,401 |
| Yobe | NA | NA | NA | 4,860 | 4,647 | 9,507 | NA | NA | NA | 4,860 | 4,647 | 9,507 |
| Zamfara | 504 | 412 | 916 | 3,853 | 3,341 | 7,194 | 1,209 | 520 | 1,729 | 5,566 | 4,273 | 9,839 |
| National | 410,692 | 632,482 | 1,043,174 | 1,234,675 | 1,279,735 | 2,514,410 | 162,132 | 152,282 | 314,414 | 1,807,499 | 2,064,499 | 3,871,998 |

Table 1. 10: Enrolment in Public and Private ECCDE Schools by State, Age and Gender: 2018/2019

| STATE | BELOW 3 Years | | | 3-5 Years | | | ABOVE 5 Years | | | TOTAL | | |
|-----------------|----------------|----------------|------------------|------------------|------------------|------------------|----------------|----------------|----------------|------------------|------------------|------------------|
| | Male | Female | Total | Male | Female | Total | Male | Female | Total | MALE | FEMALE | TOTAL |
| Abia | 19,014 | 21,567 | 40,581 | 57,779 | 59,543 | 117,322 | 4,266 | 4,602 | 8,868 | 81,059 | 85,712 | 166,771 |
| Adamawa | 20,876 | 33,948 | 54,824 | 44,282 | 31,240 | 75,522 | 3,383 | 2,099 | 5,482 | 68,541 | 67,287 | 135,828 |
| Akwa-Ibom | 38,991 | 50,623 | 89,614 | 223,000 | 250,025 | 473,025 | NA | NA | NA | 261,991 | 300,648 | 562,639 |
| Anambra | 16,132 | 15,600 | 31,732 | 63,453 | 61,989 | 125,442 | 10,016 | 9,810 | 19,826 | 89,601 | 87,399 | 177,000 |
| Bauchi | 2,312 | 2,067 | 4,379 | 63,836 | 63,488 | 127,324 | 1,630 | 1,592 | 3,222 | 67,778 | 67,147 | 134,925 |
| Bayelsa | 666 | 1,531 | 2,197 | 8,840 | 7,483 | 16,323 | 1,652 | 1,599 | 3,251 | 11,158 | 10,613 | 21,771 |
| Benue | 4,485 | 12,994 | 17,479 | 44,719 | 32,883 | 77,602 | 21,470 | 20,709 | 42,179 | 70,674 | 66,586 | 137,260 |
| Borno | 3,749 | 3,960 | 7,709 | 34,470 | 34,541 | 69,011 | 6,510 | 6,797 | 13,307 | 44,729 | 45,298 | 90,027 |
| Cross River | 5,489 | 5,851 | 11,340 | 43,759 | 43,465 | 87,224 | 8,912 | 9,039 | 17,951 | 58,160 | 58,355 | 116,515 |
| Delta | 16,915 | 17,003 | 33,918 | 71,229 | 70,253 | 141,482 | 7,755 | 7,574 | 15,329 | 95,899 | 94,830 | 190,729 |
| Ebonyi | 96,495 | 92,737 | 189,232 | 67,062 | 70,335 | 137,397 | 19,578 | 20,519 | 40,097 | 183,135 | 183,591 | 366,726 |
| Edo | NA | NA | NA | 66,794 | 86,088 | 152,882 | NA | NA | NA | 66,794 | 86,088 | 152,882 |
| Ekiti | 6,569 | 5,618 | 12,187 | 25,600 | 21,922 | 47,522 | 7,578 | 7,228 | 14,806 | 39,747 | 34,768 | 74,515 |
| Enugu | 20,185 | 20,045 | 40,230 | 89,018 | 86,041 | 175,059 | 11,358 | 11,007 | 22,365 | 120,561 | 117,093 | 237,654 |
| FCT | 5,187 | 4,932 | 10,119 | 28,521 | 28,048 | 56,569 | 1,943 | 1,921 | 3,864 | 35,651 | 34,901 | 70,552 |
| Gombe | 702 | 742 | 1,444 | 17,436 | 16,946 | 34,382 | 2,798 | 2,362 | 5,160 | 20,936 | 20,050 | 40,986 |
| Imo | 164 | 127 | 291 | 179,172 | 177,973 | 357,145 | 1,234 | 999 | 2,233 | 180,570 | 179,099 | 359,669 |
| Jigawa | NA | NA | NA | 100,377 | 100,280 | 200,657 | 11,222 | 11,853 | 23,075 | 111,599 | 112,133 | 223,732 |
| Kaduna | 16,827 | 21,739 | 38,566 | 140,041 | 135,520 | 275,561 | 26,743 | 24,860 | 51,603 | 183,611 | 182,119 | 365,730 |
| Kano | 87,808 | 138,282 | 226,090 | 330,698 | 323,156 | 653,854 | 95,176 | 96,882 | 192,058 | 513,682 | 558,320 | 1,072,002 |
| Katsina | 20,436 | 15,186 | 35,622 | 86,254 | 87,039 | 173,293 | 24,916 | 30,256 | 55,172 | 131,606 | 132,481 | 264,087 |
| Kebbi | 19,786 | 9,623 | 29,409 | 54,658 | 41,555 | 96,213 | 12,923 | 9,535 | 22,458 | 87,367 | 60,713 | 148,080 |
| Kogi | 243 | 473 | 716 | 15,421 | 14,360 | 29,781 | 4,989 | 6,161 | 11,150 | 20,653 | 20,994 | 41,647 |
| Kwara | 8,796 | 8,425 | 17,221 | 39,769 | 38,626 | 78,395 | 5,723 | 5,493 | 11,216 | 54,288 | 52,544 | 106,832 |
| Lagos | 89,984 | 86,823 | 176,807 | 189,591 | 187,718 | 377,309 | 11,564 | 13,533 | 25,097 | 291,139 | 288,074 | 579,213 |
| Nassarawa | 9,754 | 9,911 | 19,665 | 51,533 | 48,616 | 100,149 | 7,180 | 6,666 | 13,846 | 68,467 | 65,193 | 133,660 |
| Niger | 21,145 | 18,793 | 39,938 | 65,225 | 60,667 | 125,892 | 9,306 | 8,726 | 18,032 | 95,676 | 88,186 | 183,862 |
| Ogun | 34,882 | 246,054 | 280,936 | 98,083 | 163,508 | 261,591 | 19,289 | 10,686 | 29,975 | 152,254 | 420,248 | 572,502 |
| Ondo | 3,798 | 3,950 | 7,748 | 96,123 | 97,849 | 193,972 | NA | NA | NA | 99,921 | 101,799 | 201,720 |
| Osun | 12,814 | 13,249 | 26,063 | 42,063 | 38,308 | 80,371 | 8,634 | 12,471 | 21,105 | 63,511 | 64,028 | 127,539 |
| Oyo | 17,511 | 17,214 | 34,725 | 191,246 | 202,491 | 393,737 | 31,335 | 32,510 | 63,845 | 240,092 | 252,215 | 492,307 |
| Plateau | 14,992 | 13,449 | 28,441 | 37,922 | 39,897 | 77,819 | 10,981 | 10,642 | 21,623 | 63,895 | 63,988 | 127,883 |
| Rivers | 2,521 | 1,055 | 3,576 | 48,954 | 50,143 | 99,097 | 9,050 | 9,274 | 18,324 | 60,525 | 60,472 | 120,997 |
| Sokoto | 7,360 | 6,853 | 14,213 | 28,761 | 26,805 | 55,566 | 8,838 | 5,270 | 14,108 | 44,959 | 38,928 | 83,887 |
| Taraba | 5,309 | 4,593 | 9,902 | 20,446 | 20,267 | 40,713 | 7,767 | 7,328 | 15,095 | 33,522 | 32,188 | 65,710 |
| Yobe | NA | NA | NA | 16,795 | 15,535 | 32,330 | NA | NA | NA | 16,795 | 15,535 | 32,330 |
| Zamfara | 74,326 | 44,207 | 118,533 | 17,462 | 14,829 | 32,291 | 5,424 | 3,725 | 9,149 | 97,212 | 62,761 | 159,973 |
| National | 706,223 | 949,224 | 1,655,447 | 2,800,392 | 2,849,432 | 5,649,824 | 421,143 | 413,728 | 834,871 | 3,927,758 | 4,212,384 | 8,140,142 |

Table 1. 11: Enrolment in Public ECCDE Schools by State, Class and Gender: 2018/2019

| STATE | No. of Schools | ECCDE | | | NUR 1 | | | NUR 2 | | | NUR 3 | | | TOTAL | | |
|-----------------|----------------|----------------|----------------|----------------|----------------|----------------|------------------|----------------|----------------|------------------|----------------|----------------|------------------|------------------|------------------|------------------|
| | | Male | Female | Total | Male | Female | Total | Male | Female | Total | Male | Female | Total | Male | Female | Total |
| Abia | 884 | 5,445 | 7,546 | 12,991 | 13,032 | 14,326 | 27,358 | 11,789 | 11,679 | 23,468 | 10,840 | 10,782 | 21,622 | 41,106 | 44,333 | 85,439 |
| Adamawa | 194 | 2,381 | 2,379 | 4,760 | 4,294 | 4,472 | 8,766 | 3,149 | 3,205 | 6,354 | 702 | 755 | 1,457 | 10,526 | 10,811 | 21,337 |
| Akwa-Ibom | 1,167 | 16,399 | 22,853 | 39,252 | 25,918 | 31,626 | 57,544 | 38,650 | 48,125 | 86,775 | 51,968 | 58,770 | 110,738 | 132,935 | 161,374 | 294,309 |
| Anambra | 402 | 8,544 | 8,139 | 16,683 | 21,141 | 20,339 | 41,480 | 18,363 | 17,940 | 36,303 | 19,044 | 18,701 | 37,745 | 67,092 | 65,119 | 132,211 |
| Bauchi | 727 | 3,136 | 2,938 | 6,074 | 13,362 | 10,200 | 23,562 | 17,599 | 22,199 | 39,798 | 8,245 | 7,136 | 15,381 | 42,342 | 42,473 | 84,815 |
| Bayelsa | 108 | 369 | 336 | 705 | 1,065 | 924 | 1,989 | 773 | 780 | 1,553 | 850 | 863 | 1,713 | 3,057 | 2,903 | 5,960 |
| Benue | 237 | 4,176 | 3,891 | 8,067 | 1,978 | 1,406 | 3,384 | 17 | 18 | 35 | 5,752 | 5,501 | 11,253 | 11,923 | 10,816 | 22,739 |
| Borno | 62 | 1,869 | 1,968 | 3,837 | 9,812 | 10,072 | 19,884 | 8,675 | 8,481 | 17,156 | 5,434 | 5,602 | 11,036 | 25,790 | 26,123 | 51,913 |
| Cross River | 1,065 | NA | NA | NA | 15,766 | 16,125 | 31,891 | 11,810 | 11,610 | 23,420 | 676 | 743 | 1,419 | 28,252 | 28,478 | 56,730 |
| Delta | 683 | 1,611 | 1,891 | 3,502 | 10,801 | 10,615 | 21,416 | 9,695 | 9,336 | 19,031 | 7,271 | 7,126 | 14,397 | 29,378 | 28,968 | 58,346 |
| Ebonyi | 768 | 35,244 | 35,350 | 70,594 | 16,972 | 16,992 | 33,964 | 17,054 | 17,220 | 34,274 | 16,950 | 17,172 | 34,122 | 86,220 | 86,734 | 172,954 |
| Edo | 780 | NA | NA | NA | 13,522 | 12,894 | 26,416 | 13,160 | 12,704 | 25,864 | 11,998 | 11,150 | 23,148 | 38,680 | 36,748 | 75,428 |
| Ekiti | 905 | 10,261 | 8,272 | 18,533 | 2,865 | 2,738 | 5,603 | 3,479 | 3,241 | 6,720 | NA | NA | NA | 16,605 | 14,251 | 30,856 |
| Enugu | 1,129 | 1,946 | 2,041 | 3,987 | 11,936 | 11,710 | 23,646 | 10,169 | 9,944 | 20,113 | 11,070 | 11,279 | 22,349 | 35,121 | 34,974 | 70,095 |
| FCT | 397 | NA | NA | NA | 7,668 | 7,131 | 14,799 | 6,374 | 6,349 | 12,723 | 2,952 | 2,904 | 5,856 | 16,994 | 16,384 | 33,378 |
| Gombe | 36 | 541 | 533 | 1,074 | 1,093 | 1,117 | 2,210 | 689 | 718 | 1,407 | 360 | 358 | 718 | 2,683 | 2,726 | 5,409 |
| Imo | 1,275 | NA | NA | NA | 36,030 | 35,296 | 71,326 | 39,083 | 40,177 | 79,260 | 56,644 | 55,165 | 111,809 | 131,757 | 130,638 | 262,395 |
| Jigawa | 2,345 | 45,195 | 45,177 | 90,372 | 5,672 | 5,322 | 10,994 | 2,488 | 2,643 | 5,131 | 48,614 | 48,910 | 97,524 | 101,969 | 102,052 | 204,021 |
| Kaduna | 2,718 | 25,383 | 25,591 | 50,974 | 53,652 | 50,673 | 104,325 | 40,091 | 38,897 | 78,988 | 31,328 | 34,433 | 65,761 | 150,454 | 149,594 | 300,048 |
| Kano | 26 | 50,434 | 55,930 | 106,364 | 57,176 | 63,079 | 120,255 | 113,146 | 123,722 | 236,868 | 220,756 | 242,731 | 463,487 | 441,512 | 485,462 | 926,974 |
| Katsina | 1,688 | 2,754 | 2,799 | 5,553 | 43,703 | 46,004 | 89,707 | 22,213 | 22,278 | 44,491 | 32,816 | 33,100 | 65,916 | 101,486 | 104,181 | 205,667 |
| Kebbi | 346 | 6,617 | 5,244 | 11,861 | 5,325 | 3,859 | 9,184 | 2,600 | 2,231 | 4,831 | 4,604 | 3,574 | 8,178 | 19,146 | 14,908 | 34,054 |
| Kogi | 439 | 987 | 1,218 | 2,205 | 3,573 | 3,796 | 7,368 | 2,154 | 1,895 | 4,049 | 1,400 | 1,565 | 2,965 | 8,113 | 8,473 | 16,586 |
| Kwara | 899 | 7,157 | 6,824 | 13,981 | 6,206 | 5,950 | 12,156 | 4,251 | 4,087 | 8,338 | 2,510 | 2,341 | 4,851 | 20,124 | 19,202 | 39,326 |
| Lagos | 998 | 3,922 | 3,852 | 7,774 | 14,230 | 13,384 | 27,614 | 13,489 | 12,759 | 26,248 | 1,892 | 1,811 | 3,703 | 33,533 | 31,806 | 65,339 |
| Nassarawa | 557 | 5,489 | 4,878 | 10,367 | 4,468 | 4,246 | 8,714 | 3,260 | 2,913 | 6,173 | 1,653 | 1,506 | 3,159 | 14,870 | 13,543 | 28,413 |
| Niger | 815 | 10,873 | 9,796 | 20,669 | 14,000 | 13,250 | 27,250 | 10,201 | 9,907 | 20,108 | 7,172 | 6,192 | 13,364 | 42,246 | 39,145 | 81,391 |
| Ogun | 1,563 | 10,023 | 8,905 | 18,928 | 16,871 | 15,345 | 32,216 | 18,719 | 17,305 | 36,024 | NA | NA | NA | 45,613 | 41,555 | 87,168 |
| Ondo | 1,285 | 4 | NA | 4 | 40,803 | 42,336 | 83,139 | NA | NA | NA | 45,214 | 45,014 | 90,228 | 86,021 | 87,350 | 173,371 |
| Osun | 16 | 94 | 90 | 184 | 128 | 157 | 285 | 137 | 140 | 277 | 99 | 114 | 213 | 458 | 501 | 959 |
| Oyo | 2,452 | NA | NA | NA | 16,227 | 18,916 | 35,143 | 39,137 | 41,351 | 80,488 | 83,888 | 90,750 | 174,638 | 139,252 | 151,017 | 290,269 |
| Plateau | 1,121 | 6,601 | 6,877 | 13,478 | 15,062 | 14,999 | 30,061 | 10,949 | 10,926 | 21,875 | 6,556 | 6,369 | 12,925 | 39,168 | 39,171 | 78,339 |
| Rivers | 513 | | | NA | 4,580 | 4,627 | 9,207 | 4,160 | 4,063 | 8,223 | 3,509 | 3,312 | 6,821 | 12,249 | 12,002 | 24,251 |
| Sokoto | 552 | 6,018 | 5,148 | 11,166 | 10,106 | 8,178 | 18,284 | 3,739 | 3,331 | 7,070 | 13,501 | 11,367 | 24,868 | 33,364 | 28,024 | 61,388 |
| Taraba | 134 | 1,334 | 1,570 | 2,904 | 2,742 | 2,566 | 5,308 | 2,028 | 2,055 | 4,083 | 535 | 479 | 1,014 | 6,639 | 6,670 | 13,309 |
| Yobe | 114 | 887 | 712 | 1,599 | 4,591 | 4,175 | 8,766 | 3,497 | 3,315 | 6,812 | 2,960 | 2,686 | 5,646 | 11,935 | 10,888 | 22,823 |
| Zamfara | 321 | 75,123 | 46,146 | 121,269 | 8,602 | 6,138 | 14,740 | 3,526 | 3,114 | 6,640 | 4,395 | 3,090 | 7,485 | 91,646 | 58,488 | 150,134 |
| National | 29,721 | 350,817 | 328,894 | 679,711 | 534,972 | 534,983 | 1,069,954 | 510,313 | 530,658 | 1,040,971 | 724,158 | 753,351 | 1,477,509 | 2,120,259 | 2,147,885 | 4,268,144 |

Table 1. 12: Enrolment in Private ECCDE Schools by State, Class and Gender: 2018/2019

| STATE | No. of Schools | ECCDE | | | NUR 1 | | | NUR 2 | | | NUR 3 | | | TOTAL | | |
|-----------------|----------------|----------------|----------------|------------------|----------------|----------------|----------------|----------------|----------------|----------------|----------------|----------------|----------------|------------------|------------------|------------------|
| | | Male | Female | Total | Male | Female | Total | Male | Female | Total | Male | Female | Total | Male | Female | Total |
| Abia | 987 | 8,420 | 8,716 | 17,136 | 10,930 | 10,975 | 21,905 | 10,434 | 10,837 | 21,271 | 10,169 | 10,851 | 21,020 | 39,953 | 41,379 | 81,332 |
| Adamawa | 1,170 | 7,476 | 7,293 | 14,769 | 20,986 | 20,591 | 41,577 | 18,750 | 18,198 | 36,948 | 10,803 | 10,394 | 21,197 | 58,015 | 56,476 | 114,491 |
| Akwa-Ibom | 1,565 | 22,592 | 27,770 | 50,362 | 41,397 | 38,292 | 79,689 | 32,253 | 35,842 | 68,095 | 32,814 | 37,370 | 70,184 | 129,056 | 139,274 | 268,330 |
| Anambra | 592 | 4,570 | 4,440 | 9,010 | 6,096 | 6,062 | 12,158 | 5,840 | 5,931 | 11,771 | 6,003 | 5,847 | 11,850 | 22,509 | 22,280 | 44,789 |
| Bauchi | 497 | 6,784 | 8,001 | 14,785 | 8,794 | 6,891 | 15,685 | 4,750 | 4,152 | 8,902 | 5,108 | 5,630 | 10,738 | 25,436 | 24,674 | 50,110 |
| Bayelsa | 221 | 2,552 | 2,396 | 4,948 | 2,124 | 2,034 | 4,158 | 2,006 | 1,975 | 3,981 | 1,419 | 1,305 | 2,724 | 8,101 | 7,710 | 15,811 |
| Benue | 368 | 16,138 | 15,197 | 31,335 | 15,052 | 14,150 | 29,202 | 11,774 | 11,354 | 23,128 | 15,787 | 15,069 | 30,856 | 58,751 | 55,770 | 114,521 |
| Borno | 62 | 1,435 | 1,575 | 3,010 | 6,595 | 6,697 | 13,292 | 5,977 | 5,932 | 11,909 | 4,932 | 4,971 | 9,903 | 18,939 | 19,175 | 38,114 |
| Cross River | 667 | 11,731 | 11,698 | 23,429 | 7,702 | 7,619 | 15,321 | 7,584 | 7,555 | 15,139 | 2,891 | 3,005 | 5,896 | 29,908 | 29,877 | 59,785 |
| Delta | 1,849 | 13,298 | 13,282 | 26,580 | 18,948 | 18,897 | 37,845 | 18,056 | 17,937 | 35,993 | 16,219 | 15,746 | 31,965 | 66,521 | 65,862 | 132,383 |
| Ebonyi | 311 | 77,649 | 77,486 | 155,135 | 6,351 | 6,331 | 12,682 | 6,536 | 6,594 | 13,130 | 6,379 | 6,446 | 12,825 | 96,915 | 96,857 | 193,772 |
| Edo | 927 | NA | NA | NA | 5,993 | 23,930 | 29,923 | 12,057 | 13,311 | 25,368 | 10,064 | 12,099 | 22,163 | 28,114 | 49,340 | 77,454 |
| Ekiti | 1,297 | 16,460 | 14,011 | 30,471 | 1,745 | 1,731 | 3,476 | 4,937 | 4,775 | 9,712 | NA | NA | NA | 23,142 | 20,517 | 43,659 |
| Enugu | 1,781 | 32,460 | 30,326 | 62,786 | 17,584 | 16,931 | 34,515 | 17,619 | 17,188 | 34,807 | 17,777 | 17,674 | 35,451 | 85,440 | 82,119 | 167,559 |
| FCT | 976 | 3,344 | 3,191 | 6,535 | 6,902 | 6,765 | 13,667 | 6,874 | 6,929 | 13,803 | 1,537 | 1,632 | 3,169 | 18,657 | 18,517 | 37,174 |
| Gombe | 498 | 2,140 | 1,983 | 4,123 | 7,448 | 7,065 | 14,513 | 6,513 | 6,372 | 12,885 | 2,152 | 1,904 | 4,056 | 18,253 | 17,324 | 35,577 |
| Imo | 1,533 | NA | NA | NA | 17,965 | 17,816 | 35,781 | 14,740 | 14,549 | 29,289 | 16,108 | 16,096 | 32,204 | 48,813 | 48,461 | 97,274 |
| Jigawa | 270 | 2,621 | 3,144 | 5,765 | 2,396 | 2,230 | 4,626 | 2,260 | 2,358 | 4,618 | 2,353 | 2,349 | 4,702 | 9,630 | 10,081 | 19,711 |
| Kaduna | 892 | 8,123 | 8,122 | 16,245 | 10,570 | 10,308 | 20,878 | 9,729 | 9,611 | 19,340 | 4,735 | 4,484 | 9,219 | 33,157 | 32,525 | 65,682 |
| Kano | 23 | 9,134 | 9,498 | 18,632 | 22,498 | 22,100 | 44,598 | 4,453 | 4,831 | 9,284 | 36,085 | 36,429 | 72,514 | 72,170 | 72,858 | 145,028 |
| Katsina | 586 | 6,390 | 6,108 | 12,498 | 11,518 | 10,706 | 22,224 | 9,961 | 9,158 | 19,119 | 2,251 | 2,328 | 4,579 | 30,120 | 28,300 | 58,420 |
| Kebbi | 146 | 684 | 468 | 1,152 | 17,184 | 10,453 | 27,637 | 20,675 | 15,897 | 36,572 | 29,678 | 18,987 | 48,665 | 68,221 | 45,805 | 114,026 |
| Kogi | 421 | 3,094 | 3,099 | 6,193 | 4,469 | 4,356 | 8,825 | 3,872 | 4,071 | 7,943 | 1,105 | 995 | 2,100 | 12,540 | 12,521 | 25,061 |
| Kwara | 1,113 | 14,108 | 13,870 | 27,978 | 9,396 | 8,891 | 18,287 | 8,743 | 8,663 | 17,406 | 1,917 | 1,918 | 3,835 | 34,164 | 33,342 | 67,506 |
| Lagos | 13,633 | 127,585 | 124,399 | 251,984 | 64,160 | 64,167 | 128,327 | 62,847 | 64,840 | 127,687 | 3,014 | 2,862 | 5,876 | 257,606 | 256,268 | 513,874 |
| Nassarawa | 1,607 | 9,867 | 9,486 | 19,353 | 17,877 | 17,152 | 35,029 | 17,027 | 16,429 | 33,456 | 8,826 | 8,583 | 17,409 | 53,597 | 51,650 | 105,247 |
| Niger | 1,428 | 8,680 | 7,997 | 16,677 | 17,572 | 15,971 | 33,543 | 16,500 | 15,235 | 31,735 | 10,678 | 9,838 | 20,516 | 53,430 | 49,041 | 102,471 |
| Ogun | 41,600 | 41,818 | 314,122 | 355,940 | 32,877 | 32,577 | 65,454 | 31,946 | 31,994 | 63,940 | NA | NA | NA | 106,641 | 378,693 | 485,334 |
| Ondo | 1,820 | 3,798 | 3,950 | 7,748 | 2,772 | 2,925 | 5,697 | 3,751 | 3,879 | 7,630 | 3,579 | 3,695 | 7,274 | 13,900 | 14,449 | 28,349 |
| Osun | 1,964 | 21,484 | 21,219 | 42,703 | 17,157 | 17,457 | 34,614 | 15,277 | 15,553 | 30,830 | 9,135 | 9,298 | 18,433 | 63,053 | 63,527 | 126,580 |
| Oyo | 2,829 | 42,082 | 42,178 | 84,260 | 24,413 | 24,440 | 48,853 | 23,438 | 23,676 | 47,114 | 10,907 | 10,904 | 21,811 | 100,840 | 101,198 | 202,038 |
| Plateau | 1,051 | 5,012 | 5,155 | 10,167 | 6,998 | 7,167 | 14,165 | 7,164 | 6,999 | 14,163 | 5,553 | 5,496 | 11,049 | 24,727 | 24,817 | 49,544 |
| Rivers | 2,980 | NA | NA | NA | 18,785 | 18,728 | 37,513 | 17,721 | 18,046 | 35,767 | 11,770 | 11,696 | 23,466 | 48,276 | 48,470 | 96,746 |
| Sokoto | 177 | 1,649 | 1,666 | 3,315 | 4,002 | 3,704 | 7,706 | 3,534 | 3,425 | 6,959 | 2,410 | 2,109 | 4,519 | 11,595 | 10,904 | 22,499 |
| Taraba | 738 | 3,725 | 3,659 | 7,384 | 9,420 | 8,904 | 18,324 | 9,335 | 8,810 | 18,145 | 4,403 | 4,145 | 8,548 | 26,883 | 25,518 | 52,401 |
| Yobe | 58 | 750 | 415 | 1,165 | 1,489 | 1,552 | 3,041 | 1,492 | 1,558 | 3,050 | 1,129 | 1,122 | 2,251 | 4,860 | 4,647 | 9,507 |
| Zamfara | 207 | 3,012 | 2,463 | 5,475 | 950 | 656 | 1,606 | 632 | 492 | 1,124 | 972 | 662 | 1,634 | 5,566 | 4,273 | 9,839 |
| National | 88,844 | 540,665 | 808,383 | 1,349,048 | 499,115 | 497,221 | 996,336 | 457,057 | 454,956 | 912,013 | 310,662 | 303,939 | 614,601 | 1,807,499 | 2,064,499 | 3,871,998 |

Table 1. 13: Enrolment in Public and Private ECCDE Schools by State, Class and Gender: 2018/2019

| STATE | No. of Schools | ECCDE | | | NUR 1 | | | NUR 2 | | | NUR 3 | | | TOTAL | | |
|-----------------|----------------|----------------|------------------|------------------|------------------|------------------|------------------|----------------|----------------|------------------|------------------|------------------|------------------|------------------|------------------|------------------|
| | | Male | Female | Total | Male | Female | Total | Male | Female | Total | Male | Female | Total | Male | Female | Total |
| Abia | 1871 | 13,865 | 16,262 | 30,127 | 23,962 | 25,301 | 49,263 | 22,223 | 22,516 | 44,739 | 21,009 | 21,633 | 42,642 | 81,059 | 85,712 | 166,771 |
| Adamawa | 1364 | 9,857 | 9,672 | 19,529 | 25,280 | 25,063 | 50,343 | 21,899 | 21,403 | 43,302 | 11,505 | 11,149 | 22,654 | 68,541 | 67,287 | 135,828 |
| Akwa-Ibom | 2732 | 38,991 | 50,623 | 89,614 | 67,315 | 69,918 | 137,233 | 70,903 | 83,967 | 154,870 | 84,782 | 96,140 | 180,922 | 261,991 | 300,648 | 562,639 |
| Anambra | 994 | 13,114 | 12,579 | 25,693 | 27,237 | 26,401 | 53,638 | 24,203 | 23,871 | 48,074 | 25,047 | 24,548 | 49,595 | 89,601 | 87,399 | 177,000 |
| Bauchi | 1224 | 9,920 | 10,939 | 20,859 | 22,156 | 17,091 | 39,247 | 22,349 | 26,351 | 48,700 | 13,353 | 12,766 | 26,119 | 67,778 | 67,147 | 134,925 |
| Bayelsa | 329 | 2,921 | 2,732 | 5,653 | 3,189 | 2,958 | 6,147 | 2,779 | 2,755 | 5,534 | 2,269 | 2,168 | 4,437 | 11,158 | 10,613 | 21,771 |
| Benue | 605 | 20,314 | 19,088 | 39,402 | 17,030 | 15,556 | 32,586 | 11,791 | 11,372 | 23,163 | 21,539 | 20,570 | 42,109 | 70,674 | 66,586 | 137,260 |
| Borno | 124 | 3,304 | 3,543 | 6,847 | 16,407 | 16,769 | 33,176 | 14,652 | 14,413 | 29,065 | 10,366 | 10,573 | 20,939 | 44,729 | 45,298 | 90,027 |
| Cross River | 1732 | 11,731 | 11,698 | 23,429 | 23,468 | 23,744 | 47,212 | 19,394 | 19,165 | 38,559 | 3,567 | 3,748 | 7,315 | 58,160 | 58,355 | 116,515 |
| Delta | 2532 | 14,909 | 15,173 | 30,082 | 29,749 | 29,512 | 59,261 | 27,751 | 27,273 | 55,024 | 23,490 | 22,872 | 46,362 | 95,899 | 94,830 | 190,729 |
| Ebonyi | 1079 | 112,893 | 112,836 | 225,729 | 23,323 | 23,323 | 46,646 | 23,590 | 23,814 | 47,404 | 23,329 | 23,618 | 46,947 | 183,135 | 183,591 | 366,726 |
| Edo | 1707 | NA | NA | NA | 19,515 | 36,824 | 56,339 | 25,217 | 26,015 | 51,232 | 22,062 | 23,249 | 45,311 | 66,794 | 86,088 | 152,882 |
| Ekiti | 2202 | 26,721 | 22,283 | 49,004 | 4,610 | 4,469 | 9,079 | 8,416 | 8,016 | 16,432 | NA | NA | NA | 39,747 | 34,768 | 74,515 |
| Enugu | 2910 | 34,406 | 32,367 | 66,773 | 29,520 | 28,641 | 58,161 | 27,788 | 27,132 | 54,920 | 28,847 | 28,953 | 57,800 | 120,561 | 117,093 | 237,654 |
| FCT | 1373 | 3,344 | 3,191 | 6,535 | 14,570 | 13,896 | 28,466 | 13,248 | 13,278 | 26,526 | 4,489 | 4,536 | 9,025 | 35,651 | 34,901 | 70,552 |
| Gombe | 534 | 2,681 | 2,516 | 5,197 | 8,541 | 8,182 | 16,723 | 7,202 | 7,090 | 14,292 | 2,512 | 2,262 | 4,774 | 20,936 | 20,050 | 40,986 |
| Imo | 2808 | NA | NA | NA | 53,995 | 53,112 | 107,107 | 53,823 | 54,726 | 108,549 | 72,752 | 71,261 | 144,013 | 180,570 | 179,099 | 359,669 |
| Jigawa | 2615 | 47,816 | 48,321 | 96,137 | 8,068 | 7,552 | 15,620 | 4,748 | 5,001 | 9,749 | 50,967 | 51,259 | 102,226 | 111,599 | 112,133 | 223,732 |
| Kaduna | 3610 | 33,506 | 33,713 | 67,219 | 64,222 | 60,981 | 125,203 | 49,820 | 48,508 | 98,328 | 36,063 | 38,917 | 74,980 | 183,611 | 182,119 | 365,730 |
| Kano | 49 | 59,568 | 65,428 | 124,996 | 79,674 | 85,179 | 164,853 | 117,599 | 128,553 | 246,152 | 256,841 | 279,160 | 536,001 | 513,682 | 558,320 | 1,072,002 |
| Katsina | 2274 | 9,144 | 8,907 | 18,051 | 55,221 | 56,710 | 111,931 | 32,174 | 31,436 | 63,610 | 35,067 | 35,428 | 70,495 | 131,606 | 132,481 | 264,087 |
| Kebbi | 492 | 7,301 | 5,712 | 13,013 | 22,509 | 14,312 | 36,821 | 23,275 | 18,128 | 41,403 | 34,282 | 22,561 | 56,843 | 87,367 | 60,713 | 148,080 |
| Kogi | 860 | 4,081 | 4,317 | 8,398 | 8,042 | 8,152 | 16,193 | 6,026 | 5,966 | 11,992 | 2,505 | 2,560 | 5,065 | 20,653 | 20,994 | 41,647 |
| Kwara | 2012 | 21,265 | 20,694 | 41,959 | 15,602 | 14,841 | 30,443 | 12,994 | 12,750 | 25,744 | 4,427 | 4,259 | 8,686 | 54,288 | 52,544 | 106,832 |
| Lagos | 14631 | 131,507 | 128,251 | 259,758 | 78,390 | 77,551 | 155,941 | 76,336 | 77,599 | 153,935 | 4,906 | 4,673 | 9,579 | 291,139 | 288,074 | 579,213 |
| Nassarawa | 2164 | 15,356 | 14,364 | 29,720 | 22,345 | 21,398 | 43,743 | 20,287 | 19,342 | 39,629 | 10,479 | 10,089 | 20,568 | 68,467 | 65,193 | 133,660 |
| Niger | 2243 | 19,553 | 17,793 | 37,346 | 31,572 | 29,221 | 60,793 | 26,701 | 25,142 | 51,843 | 17,850 | 16,030 | 33,880 | 95,676 | 88,186 | 183,862 |
| Ogun | 43163 | 51,841 | 323,027 | 374,868 | 49,748 | 47,922 | 97,670 | 50,665 | 49,299 | 99,964 | NA | NA | NA | 152,254 | 420,248 | 572,502 |
| Ondo | 3105 | 3,802 | 3,950 | 7,752 | 43,575 | 45,261 | 88,836 | 3,751 | 3,879 | 7,630 | 48,793 | 48,709 | 97,502 | 99,921 | 101,799 | 201,720 |
| Osun | 1980 | 21,578 | 21,309 | 42,887 | 17,285 | 17,614 | 34,899 | 15,414 | 15,693 | 31,107 | 9,234 | 9,412 | 18,646 | 63,511 | 64,028 | 127,539 |
| Oyo | 5281 | 42,082 | 42,178 | 84,260 | 40,640 | 43,356 | 83,996 | 62,575 | 65,027 | 127,602 | 94,795 | 101,654 | 196,449 | 240,092 | 252,215 | 492,307 |
| Plateau | 2172 | 11,613 | 12,032 | 23,645 | 22,060 | 22,166 | 44,226 | 18,113 | 17,925 | 36,038 | 12,109 | 11,865 | 23,974 | 63,895 | 63,988 | 127,883 |
| Rivers | 3493 | NA | NA | NA | 23,365 | 23,355 | 46,720 | 21,881 | 22,109 | 43,990 | 15,279 | 15,008 | 30,287 | 60,525 | 60,472 | 120,997 |
| Sokoto | 729 | 7,667 | 6,814 | 14,481 | 14,108 | 11,882 | 25,990 | 7,273 | 6,756 | 14,029 | 15,911 | 13,476 | 29,387 | 44,959 | 38,928 | 83,887 |
| Taraba | 872 | 5,059 | 5,229 | 10,288 | 12,162 | 11,470 | 23,632 | 11,363 | 10,865 | 22,228 | 4,938 | 4,624 | 9,562 | 33,522 | 32,188 | 65,710 |
| Yobe | 172 | 1,637 | 1,127 | 2,764 | 6,080 | 5,727 | 11,807 | 4,989 | 4,873 | 9,862 | 4,089 | 3,808 | 7,897 | 16,795 | 15,535 | 32,330 |
| Zamfara | 528 | 78,135 | 48,609 | 126,744 | 9,552 | 6,794 | 16,346 | 4,158 | 3,606 | 7,764 | 5,367 | 3,752 | 9,119 | 97,212 | 62,761 | 159,973 |
| National | 118,565 | 891,482 | 1,137,277 | 2,028,759 | 1,034,087 | 1,032,204 | 2,066,290 | 967,370 | 985,614 | 1,952,984 | 1,034,820 | 1,057,290 | 2,092,110 | 3,927,758 | 4,212,384 | 8,140,142 |

1.4 Teachers

This section presents statistics on teachers in public and private ECCDE/pre-primary schools by state and gender.

1.4.1 Number and Proportion of Qualified Teachers in ECCDE Schools

Tables 1.14 - 1.16 present statistics on the total number and proportion of qualified teachers by state and gender for public schools, private schools and combined public and private schools respectively. Qualified teachers are teachers who possess the minimum teaching qualification of the Nigeria Certificate in Education (NCE) or have post-graduate diploma or certificate in addition to their university degrees or equivalent qualifications.

Table 1. 14: Teachers in Public and Private Primary Schools by State and Gender 2018/2019

| State | Public | | | Private | | | Total | | |
|-----------------|---------------|----------------|----------------|---------------|----------------|----------------|----------------|----------------|----------------|
| | Male | Female | Total | Male | Female | Total | Male | Female | Total |
| Abia | 94 | 2,251 | 2,345 | 77 | 3,601 | 3,678 | 171 | 5,852 | 6,023 |
| Adamawa | 1,167 | 926 | 2,093 | 8,219 | 7,011 | 15,230 | 9,386 | 7,937 | 17,323 |
| Akwa-Ibom | 633 | 2,841 | 3,474 | 189 | 1,600 | 1,789 | 822 | 4,441 | 5,263 |
| Anambra | NA | NA | NA | 128 | 2,363 | 2,491 | 128 | 2,363 | 2,491 |
| Bauchi | 96 | 128 | 224 | 706 | 384 | 1,090 | 802 | 512 | 1,314 |
| Bayelsa | 3 | 92 | 95 | 55 | 1,091 | 1,146 | 58 | 1,183 | 1,241 |
| Benue | 17 | 38 | 55 | 2,036 | 5,084 | 7,120 | 2,053 | 5,122 | 7,175 |
| Borno | 3,991 | 5,211 | 9,202 | 62 | 494 | 556 | 4,053 | 5,705 | 9,758 |
| Cross River | 1,347 | 3,088 | 4,435 | 680 | 2,372 | 3,052 | 2,027 | 5,460 | 7,487 |
| Delta | 44 | 1,504 | 1,548 | 130 | 4,832 | 4,962 | 174 | 6,336 | 6,510 |
| Ebonyi | 34,144 | 35,072 | 69,216 | 12,724 | 12,577 | 25,301 | 46,868 | 47,649 | 94,517 |
| Edo | 136 | 1,437 | 1,573 | 19 | 2,762 | 2,781 | 155 | 4,199 | 4,354 |
| Ekiti | 325 | 1,127 | 1,452 | 2,341 | 6,123 | 8,464 | 2,666 | 7,250 | 9,916 |
| Enugu | 20 | 447 | 467 | 1,584 | 10,118 | 11,702 | 1,604 | 10,565 | 12,169 |
| FCT | 157 | 1,088 | 1,245 | 326 | 1,969 | 2,295 | 483 | 3,057 | 3,540 |
| Gombe | 109 | 384 | 493 | 426 | 1,466 | 1,892 | 535 | 1,850 | 2,385 |
| Imo | 240 | 10,208 | 10,448 | 1,442 | 9,216 | 10,658 | 1,682 | 19,424 | 21,106 |
| Jigawa | 147 | 148 | 295 | 41 | 84 | 125 | 188 | 232 | 420 |
| Kaduna | 121 | 666 | 787 | 9,729 | 11,813 | 21,542 | 9,850 | 12,479 | 22,329 |
| Kano | 602 | 1,350 | 1,952 | 188 | 1,318 | 1,506 | 790 | 2,668 | 3,458 |
| Katsina | 2,357 | 1,112 | 3,469 | 856 | 492 | 1,348 | 3,213 | 1,604 | 4,817 |
| Kebbi | 307 | 86 | 393 | 1,342 | 265 | 1,607 | 1,649 | 351 | 2,000 |
| Kogi | 2,784 | 4,517 | 7,301 | 817 | 1,850 | 2,667 | 3,601 | 6,367 | 9,968 |
| Kwara | 35 | 187 | 222 | 673 | 5,202 | 5,875 | 708 | 5,389 | 6,097 |
| Lagos | 2,280 | 6,795 | 9,075 | 7,107 | 1,002 | 8,109 | 9,387 | 7,797 | 17,184 |
| Nassarawa | 2,891 | 2,214 | 5,105 | 4,410 | 3,971 | 8,381 | 7,301 | 6,185 | 13,486 |
| Niger | 4,652 | 6,227 | 10,879 | 1,608 | 1,543 | 3,151 | 6,260 | 7,770 | 14,030 |
| Ogun | 5,048 | 11,509 | 16,557 | 14,097 | 40,271 | 54,368 | 19,145 | 51,780 | 70,925 |
| Ondo | 146 | 3,052 | 3,198 | 605 | 1,960 | 2,565 | 751 | 5,012 | 5,763 |
| Osun | 7 | 15 | 22 | 1,827 | 142 | 1,969 | 1,834 | 157 | 1,991 |
| Oyo | 76 | 631 | 707 | 1,926 | 11,650 | 13,576 | 2,002 | 12,281 | 14,283 |
| Plateau | 210 | 1,491 | 1,701 | 157 | 1,646 | 1,803 | 367 | 3,137 | 3,504 |
| Rivers | 48 | 758 | 806 | 1,828 | 11,104 | 12,932 | 1,876 | 11,862 | 13,738 |
| Sokoto | 24 | 10 | 34 | 2,220 | 2,237 | 4,457 | 2,244 | 2,247 | 4,491 |
| Taraba | 30 | 15 | 45 | 1,708 | 649 | 2,357 | 1,738 | 664 | 2,402 |
| Yobe | 3 | 28 | 31 | 8 | 27 | 35 | 11 | 55 | 66 |
| Zamfara | 4,881 | 765 | 5,646 | 615 | 67 | 682 | 5,496 | 832 | 6,328 |
| National | 69,172 | 107,418 | 176,590 | 82,906 | 170,356 | 253,262 | 152,078 | 277,774 | 429,852 |

Table 1. 15: Number of Teachers and Qualified Teachers in Public ECCDE Schools by State and Gender: 2018/2019

| State | Number of Teachers | | | Number of Qualified Teachers | | |
|-----------------|--------------------|---------------|---------------|------------------------------|--------------|---------------|
| | Male | Female | Total | Male | Female | Total |
| Abia | 94 | 2,251 | 2,345 | 83 | 2,205 | 2,288 |
| Adamawa | 1,167 | 926 | 2,093 | 752 | 791 | 1,543 |
| Akwa-Ibom | 633 | 2,841 | 3,474 | 633 | 2,841 | 3,474 |
| Anambra | NA | NA | NA | NA | NA | NA |
| Bauchi | 96 | 128 | 224 | 54 | 96 | 150 |
| Bayelsa | 3 | 92 | 95 | 3 | 81 | 84 |
| Benue | 17 | 38 | 55 | 6 | 16 | 22 |
| Borno | 3,991 | 5,211 | 9,202 | 3,991 | 5,211 | 9,202 |
| Cross River | 1,347 | 3,088 | 4,435 | 835 | 2,494 | 3,329 |
| Delta | 44 | 1,504 | 1,548 | 33 | 1,389 | 1,422 |
| Ebonyi | 34,144 | 35,072 | 69,216 | 16,950 | 17,172 | 34,122 |
| Edo | 136 | 1,437 | 1,573 | 134 | 1,435 | 1,569 |
| Ekiti | 325 | 1,127 | 1,452 | 324 | 1,120 | 1,444 |
| Enugu | 20 | 447 | 467 | 16 | 411 | 427 |
| FCT | 157 | 1,088 | 1,245 | 148 | 1,012 | 1,160 |
| Gombe | 109 | 384 | 493 | 61 | 283 | 344 |
| Imo | 240 | 10,208 | 10,448 | 240 | 10,208 | 10,448 |
| Jigawa | 147 | 148 | 295 | 147 | 148 | 295 |
| Kaduna | 121 | 666 | 787 | 35 | 511 | 546 |
| Kano | 602 | 1350 | 1,952 | 602 | 1350 | 1,952 |
| Katsina | 2,357 | 1,112 | 3,469 | 1,476 | 549 | 2,025 |
| Kebbi | 307 | 86 | 393 | 270 | 18 | 288 |
| Kogi | 2,784 | 4,517 | 7,301 | 1,504 | 2,674 | 4,178 |
| Kwara | 35 | 187 | 222 | 10 | 149 | 159 |
| Lagos | 2,280 | 6,795 | 9,075 | 2,088 | 6,438 | 8,526 |
| Nassarawa | 2,891 | 2,214 | 5,105 | 2,347 | 1,734 | 4,081 |
| Niger | 4,652 | 6,227 | 10,879 | 4,091 | 5,802 | 9,893 |
| Ogun | 5,048 | 11,509 | 16,557 | 4,507 | 10,428 | 14,935 |
| Ondo | 146 | 3,052 | 3,198 | 146 | 3,052 | 3,198 |
| Osun | 7 | 15 | 22 | 7 | 15 | 22 |
| Oyo | 76 | 631 | 707 | 76 | 631 | 707 |
| Plateau | 210 | 1491 | 1,701 | 210 | 1491 | 1,701 |
| Rivers | 48 | 758 | 806 | 48 | 758 | 806 |
| Sokoto | 24 | 10 | 34 | 13 | 7 | 20 |
| Taraba | 30 | 15 | 45 | 10 | 7 | 17 |
| Yobe | 3 | 28 | 31 | 3 | 25 | 28 |
| Zamfara | 4,881 | 765 | 5,646 | 1,877 | 245 | 2,122 |
| National | 69172 | 107418 | 176590 | 43730 | 82797 | 126527 |

Table 1. 16: Number of Teachers and Qualified Teachers in Private ECCDE Schools by State and Gender, 2018/2019

| State | Number of Teachers | | | Number of Qualified Teachers | | |
|-----------------|--------------------|----------------|----------------|------------------------------|----------------|----------------|
| | Male | Female | Total | Male | Female | Total |
| Abia | 77 | 3,601 | 3,678 | 28 | 1,625 | 1,653 |
| Adamawa | 8219 | 7,011 | 15,230 | 5369 | 5898 | 11,267 |
| Akwa-Ibom | 189 | 1,600 | 1,789 | 189 | 1,600 | 1,789 |
| Anambra | 128 | 2,363 | 2,491 | 81 | 1,535 | 1,616 |
| Bauchi | 706 | 384 | 1,090 | 170 | 86 | 256 |
| Bayelsa | 55 | 1,091 | 1,146 | 28 | 298 | 326 |
| Benue | 2,036 | 5,084 | 7,120 | 1,018 | 2,542 | 3,560 |
| Borno | 62 | 494 | 556 | 62 | 494 | 556 |
| Cross River | 680 | 2,372 | 3,052 | 341 | 1,371 | 1,712 |
| Delta | 130 | 4,832 | 4,962 | 41 | 2,449 | 2,490 |
| Ebonyi | 12,724 | 12,577 | 25,301 | 6,379 | 6,446 | 12,825 |
| Edo | 19 | 2,762 | 2,781 | 19 | 2,762 | 2,781 |
| Ekiti | 2,341 | 6,123 | 8,464 | 729 | 2,475 | 3,204 |
| Enugu | 1,584 | 10,118 | 11,702 | 1,021 | 6,068 | 7,089 |
| FCT | 326 | 1,969 | 2,295 | 197 | 1,269 | 1,466 |
| Gombe | 426 | 1,466 | 1,892 | 215 | 686 | 901 |
| Imo | 1,442 | 9,216 | 10,658 | 1,442 | 9,216 | 10,658 |
| Jigawa | 41 | 84 | 125 | 41 | 84 | 125 |
| Kaduna | 9,729 | 11,813 | 21,542 | 8,206 | 9,526 | 17,732 |
| Kano | 188 | 1,318 | 1,506 | 188 | 1,318 | 1,506 |
| Katsina | 856 | 492 | 1,348 | 460 | 260 | 720 |
| Kebbi | 1,342 | 265 | 1,607 | 1,342 | 265 | 1,607 |
| Kogi | 817 | 1,850 | 2,667 | 120 | 214 | 334 |
| Kwara | 673 | 5,202 | 5,875 | 448 | 3,969 | 4,417 |
| Lagos | 7107 | 1,002 | 8,109 | 1005 | 1,000 | 2,005 |
| Nassarawa | 4,410 | 3,971 | 8,381 | 4,398 | 3,940 | 8,338 |
| Niger | 1,608 | 1,543 | 3,151 | 1,220 | 1,356 | 2,576 |
| Ogun | 14,097 | 40,271 | 54,368 | 8,340 | 23,153 | 31,493 |
| Ondo | 605 | 1,960 | 2,565 | 605 | 1,960 | 2,565 |
| Osun | 1,827 | 142 | 1,969 | 1,827 | 142 | 1,969 |
| Oyo | 1,926 | 11,650 | 13,576 | 1,831 | 9,891 | 11,722 |
| Plateau | 157 | 1,646 | 1,803 | 157 | 1,646 | 1,803 |
| Rivers | 1,828 | 11,104 | 12,932 | 616 | 5,072 | 5,688 |
| Sokoto | 2,220 | 2,237 | 4,457 | 2,035 | 1,977 | 4,012 |
| Taraba | 1,708 | 649 | 2,357 | 817 | 423 | 1,240 |
| Yobe | 8 | 27 | 35 | 3 | 25 | 28 |
| Zamfara | 615 | 67 | 682 | 381 | 44 | 425 |
| National | 82,906 | 170,356 | 253,262 | 51,369 | 113,085 | 164,454 |

Table 1. 17: Number of Teachers and Qualified Teachers in Public and Private ECCDE Schools by State and Gender: 2018/2019

| State | Number of Teachers | | | Number of Qualified Teachers | | |
|-----------------|--------------------|----------------|----------------|------------------------------|----------------|----------------|
| | Male | Female | Total | Male | Female | Total |
| Abia | 171 | 5,852 | 6,023 | 111 | 3,830 | 3,941 |
| Adamawa | 9,386 | 7,937 | 17,323 | 6,121 | 6,689 | 12,810 |
| Akwa-Ibom | 822 | 4,441 | 5,263 | 822 | 4,441 | 5,263 |
| Anambra | 128 | 2,363 | 2,491 | 81 | 1,535 | 1,616 |
| Bauchi | 802 | 512 | 1,314 | 224 | 182 | 406 |
| Bayelsa | 58 | 1,183 | 1,241 | 31 | 379 | 410 |
| Benue | 2,053 | 5,122 | 7,175 | 1,024 | 2,558 | 3,582 |
| Borno | 4,053 | 5,705 | 9,758 | 4,053 | 5,705 | 9,758 |
| Cross River | 2,027 | 5,460 | 7,487 | 1,176 | 3,865 | 5,041 |
| Delta | 174 | 6,336 | 6,510 | 74 | 3,838 | 3,912 |
| Ebonyi | 46,868 | 47,649 | 94,517 | 23,329 | 23,618 | 46,947 |
| Edo | 155 | 4,199 | 4,354 | 153 | 4,197 | 4,350 |
| Ekiti | 2,666 | 7,250 | 9,916 | 1,053 | 3,595 | 4,648 |
| Enugu | 1,604 | 10,565 | 12,169 | 1,037 | 6,479 | 7,516 |
| FCT | 483 | 3,057 | 3,540 | 345 | 2,281 | 2,626 |
| Gombe | 535 | 1,850 | 2,385 | 276 | 969 | 1,245 |
| Imo | 1,682 | 19,424 | 21,106 | 1,682 | 19,424 | 21,106 |
| Jigawa | 188 | 232 | 420 | 188 | 232 | 420 |
| Kaduna | 9,850 | 12,479 | 22,329 | 8,241 | 10,037 | 18,278 |
| Kano | 790 | 2,668 | 3,458 | 790 | 2,668 | 3,458 |
| Katsina | 3,213 | 1,604 | 4,817 | 1,936 | 809 | 2,745 |
| Kebbi | 1,649 | 351 | 2,000 | 1,612 | 283 | 1,895 |
| Kogi | 3,601 | 6,367 | 9,968 | 1,624 | 2,888 | 4,512 |
| Kwara | 708 | 5,389 | 6,097 | 458 | 4,118 | 4,576 |
| Lagos | 9,387 | 7,797 | 17,184 | 3,093 | 7,438 | 10,531 |
| Nassarawa | 7,301 | 6,185 | 13,486 | 6,745 | 5,674 | 12,419 |
| Niger | 6,260 | 7,770 | 14,030 | 5,311 | 7,158 | 12,469 |
| Ogun | 19,145 | 51,780 | 70,925 | 12,847 | 33,581 | 46,428 |
| Ondo | 751 | 5,012 | 5,763 | 751 | 5,012 | 5,763 |
| Osun | 1,834 | 157 | 1,991 | 1,834 | 157 | 1,991 |
| Oyo | 2,002 | 12,281 | 14,283 | 1,907 | 10,522 | 12,429 |
| Plateau | 367 | 3,137 | 3,504 | 367 | 3,137 | 3,504 |
| Rivers | 1,876 | 11,862 | 13,738 | 664 | 5,830 | 6,494 |
| Sokoto | 2,244 | 2,247 | 4,491 | 2,048 | 1,984 | 4,032 |
| Taraba | 1,738 | 664 | 2,402 | 827 | 430 | 1,257 |
| Yobe | 11 | 55 | 66 | 6 | 50 | 56 |
| Zamfara | 5,496 | 832 | 6,328 | 2,258 | 289 | 2,547 |
| National | 152,078 | 277,774 | 429,852 | 95,099 | 195,882 | 290,981 |

1.5 Facilities

This section presents statistics on school facilities – classrooms and toilets.

1.5.1 Number and Condition of Classrooms in Public and Private ECCDE/Pre-Primary Schools: 2018/2019

Table 1. 18: Number and Condition of Classrooms by State in ECCDE/Pre-Primary Schools: 2018/2019

| State | PUBLIC | | | PRIVATE | | | PUBLIC AND PRIVATE | | |
|-------------|----------------|---------------|---------|----------------|---------------|---------|--------------------|---------------|---------|
| | Good Classroom | Bad Classroom | Total | Good Classroom | Bad Classroom | Total | Good Classroom | Bad Classroom | Total |
| Abia | 1,243 | 1,604 | 2,847 | 3,537 | 671 | 4,208 | 4,780 | 2,275 | 7,055 |
| Adamawa | 602 | 654 | 1,256 | 3,599 | 2216 | 5,815 | 4,201 | 2,870 | 7,071 |
| Akwa-Ibom | 2,892 | 2,856 | 5,748 | 1,835 | 240 | 2,075 | 4,727 | 3,096 | 7,823 |
| Anambra | 2,220 | 1,740 | 3,960 | 3,784 | 41 | 3,825 | 6,004 | 1,781 | 7,785 |
| Bauchi | 787 | 929 | 1,716 | 1,245 | 248 | 1,493 | 2,032 | 1,177 | 3,209 |
| Bayelsa | 98 | 44 | 142 | 25 | 290 | 315 | 123 | 334 | 457 |
| Benue | 22 | 13 | 35 | 2,942 | 97 | 3,039 | 2,964 | 110 | 3,074 |
| Borno | 324 | 363 | 687 | 1,303 | 158 | 1,461 | 1,627 | 521 | 2,148 |
| Cross River | 1,605 | 518 | 2,123 | 2,001 | NA | 2,001 | 3,606 | 518 | 4,124 |
| Delta | 1,211 | 1,111 | 2,322 | 7,939 | 325 | 8,264 | 9,150 | 1,436 | 10,586 |
| Ebonyi | 8,654 | 612 | 9,266 | 5,177 | 612 | 5,789 | 13,831 | 1,224 | 15,055 |
| Edo | 1012 | 690 | 1,702 | 2600 | 181 | 2,781 | 3,612 | 871 | 4,483 |
| Ekiti | 525 | 451 | 976 | 610 | 739 | 1,349 | 1,135 | 1,190 | 2,325 |
| Enugu | 1,104 | 24 | 1,128 | 10,056 | 520 | 10,576 | 11,160 | 544 | 11,704 |
| FCT | 785 | 246 | 1,031 | 1,701 | 13 | 1,714 | 2,486 | 259 | 2,745 |
| Gombe | 108 | 68 | 176 | NA | NA | NA | 108 | 68 | 176 |
| Imo | 8,696 | 5,325 | 14,003 | 7,968 | 1,310 | 9,278 | 16,664 | 6,635 | 23,281 |
| Jigawa | 6 | 4 | 10 | NA | NA | NA | 6 | 4 | 10 |
| Kaduna | 20,027 | 584 | 20,611 | 13,310 | 22 | 13,332 | 33,337 | 606 | 33,943 |
| Kano | 54 | 8 | 62 | 38 | 16 | 54 | 92 | 24 | 116 |
| Katsina | 2,009 | 15 | 2,024 | 521 | 3 | 524 | 2,530 | 18 | 2,548 |
| Kebbi | 450 | 396 | 846 | 182 | 52 | 234 | 632 | 448 | 1,080 |
| Kogi | 1931 | 489 | 2,420 | 1,551 | 2,480 | 4,031 | 3,482 | 2,969 | 6,451 |
| Kwara | 5,841 | 2,862 | 8,703 | 4,914 | 375 | 5,289 | 10,755 | 3,237 | 13,992 |
| Lagos | 5,498 | 409 | 5,907 | 20,061 | 15 | 20,076 | 25,559 | 424 | 25,983 |
| Nassarawa | 288 | 292 | 580 | 5351 | 416 | 5,767 | 5,639 | 708 | 6,347 |
| Niger | 1,868 | 280 | 2,148 | 559 | 132 | 691 | 2,427 | 412 | 2,839 |
| Ogun | 1,738 | 1,968 | 3,706 | 38,138 | 1,431 | 39,569 | 39,876 | 3,399 | 43,275 |
| Ondo | 3,916 | 2,371 | 6,287 | 5,460 | NA | 5,460 | 9,376 | 2,371 | 11,747 |
| Osun | 43 | 9 | 52 | 6,977 | 494 | 7,471 | 7,020 | 503 | 7,523 |
| Oyo | 4,495 | 789 | 5,284 | 11,582 | 10 | 11,592 | 16,077 | 799 | 16,876 |
| Plateau | 1,507 | 1,649 | 3,156 | 3,638 | 507 | 4,145 | 5,145 | 2,156 | 7,301 |
| Rivers | 954 | 169 | 1,123 | 27,992 | NA | 27,992 | 28,946 | 169 | 29,115 |
| Sokoto | 1,382 | 285 | 1,667 | 1,029 | 35 | 1,064 | 2,411 | 320 | 2,731 |
| Taraba | 37 | 62 | 99 | 1,691 | 36 | 1,727 | 1,728 | 98 | 1,826 |
| Yobe | 6 | 51 | 57 | 378 | NA | NA | 384 | 51 | 435 |
| Zamfara | 983 | 552 | 1,535 | 160 | 79 | 239 | 1,143 | 631 | 1,774 |
| National | 84,921 | 30,492 | 115,395 | 199,854 | 13,764 | 213,618 | 284,775 | 44,256 | 329,013 |

*** = Public & Private data from 2017/2018

1.5.2 Number of Toilets in Public ECCDE/Pre-Primary Schools, 2018/2019

Tables 1.21 - 1.23 present statistics on the number of toilets available for learners and teachers in public, private and combined public and private ECCDE/pre-primary schools respectively.

Table 1. 19: Number of Public Toilets in ECCDE/Pre-Primary Schools by State: 2018/2019

| State | STUDENT TOILETS | | | TEACHERS TOILETS | | |
|-----------------|-----------------|---------------|---------------|------------------|---------------|---------------|
| | Male | Female | Total | Male | Female | Total |
| Abia | 1,813 | 1,599 | 3,412 | 547 | 1,112 | 1,659 |
| Adamawa | 78 | 76 | 154 | 142 | 121 | 263 |
| Akwa-Ibom | NA | NA | NA | NA | NA | NA |
| Anambra | NA | NA | NA | NA | NA | NA |
| Bauchi | NA | NA | NA | NA | NA | NA |
| Bayelsa | NA | NA | NA | NA | NA | NA |
| Benue | 14 | 1 | 15 | NA | NA | NA |
| Borno | NA | NA | NA | NA | NA | NA |
| Cross River | 1,771 | 2,083 | 3,854 | 1,783 | 2,306 | 4,089 |
| Delta | 1,343 | 1,234 | 2,577 | 550 | 765 | 1,315 |
| Ebonyi | 239 | 239 | 478 | 239 | 239 | 478 |
| Edo | 780 | 780 | 1,560 | 780 | 780 | 1,560 |
| Ekiti | 82 | 1,435 | 1,517 | 1,064 | 865 | 1,929 |
| Enugu | NA | NA | NA | NA | NA | NA |
| FCT | NA | NA | NA | 13 | 15 | 28 |
| Gombe | 97 | 68 | 165 | 46 | 41 | 87 |
| Imo | 105 | 1,259 | 1,364 | 1,127 | 1,160 | 2,287 |
| Jigawa | 12 | 6 | 18 | NA | NA | NA |
| Kaduna | NA | NA | NA | NA | NA | NA |
| Kano | 17 | 2 | 19 | NA | NA | NA |
| Katsina | NA | NA | NA | NA | NA | NA |
| Kebbi | 206 | 102 | 308 | NA | NA | NA |
| Kogi | 409 | 255 | 664 | 152 | 134 | 286 |
| Kwara | 534 | 852 | 1,386 | 534 | 799 | 1,333 |
| Lagos | 2,939 | 3,134 | 6,073 | 1,239 | 1,538 | 2,777 |
| Nassarawa | NA | NA | NA | NA | NA | NA |
| Niger | 378 | 366 | 744 | 269 | 241 | 510 |
| Ogun | 8,860 | 8,106 | 16,966 | 5,352 | 6,781 | 12,133 |
| Ondo | 455 | 434 | 889 | 22 | 21 | 43 |
| Osun | 4 | 3 | 7 | 5 | 2 | 7 |
| Oyo | 1,111 | 1,213 | 2,324 | 987 | 1,312 | 2,299 |
| Plateau | NA | NA | NA | NA | NA | NA |
| Rivers | 69 | 224 | 293 | 374 | 382 | 756 |
| Sokoto | 249 | 248 | 497 | 248 | 298 | 546 |
| Taraba | NA | NA | NA | NA | NA | NA |
| Yobe | 22 | 22 | 44 | 136 | 180 | 316 |
| Zamfara | 3,882 | 2,534 | 6,416 | 3,882 | 2,534 | 6,416 |
| National | 25,469 | 26,275 | 51,744 | 19,491 | 21,626 | 41,117 |

Table 1. 20: Number of Toilets in Private ECCDE/Pre-Primary Schools by State: 2018/2019

| State | STUDENT TOILETS | | | TEACHERS TOILETS | | |
|-----------------|-----------------|---------------|---------------|------------------|---------------|---------------|
| | Male | Female | Total | Male | Female | Total |
| Abia | 303 | 322 | 625 | 176 | 243 | 419 |
| Adamawa | 527 | 460 | 987 | 723 | 654 | 1,377 |
| Akwa-Ibom | NA | NA | NA | NA | NA | NA |
| Anambra | 823 | 792 | 1,615 | 343 | 504 | 847 |
| Bauchi | NA | NA | NA | NA | NA | NA |
| Bayelsa | NA | NA | NA | NA | NA | NA |
| Benue | 594 | 305 | 899 | 198 | 228 | 426 |
| Borno | NA | NA | NA | NA | NA | NA |
| Cross River | 1,149 | 1,434 | 2,583 | 1,139 | 1,331 | 2,470 |
| Delta | NA | NA | NA | NA | NA | NA |
| Ebonyi | 6,539 | 6,634 | 13,173 | 6,539 | 6,634 | 13,173 |
| Edo | 927 | 927 | 1,854 | 927 | 927 | 1,854 |
| Ekiti | 641 | 972 | 1,613 | 352 | 499 | 851 |
| Enugu | NA | NA | NA | NA | NA | NA |
| FCT | 484 | 517 | 1,001 | 192 | 256 | 448 |
| Gombe | 62 | 68 | 130 | 46 | 41 | 87 |
| Imo | 1,256 | 2,287 | 3,543 | 488 | 989 | 1,477 |
| Jigawa | 12 | 6 | 18 | NA | NA | NA |
| Kaduna | NA | NA | NA | NA | NA | NA |
| Kano | 10 | 2 | 12 | NA | NA | NA |
| Katsina | NA | NA | NA | NA | NA | NA |
| Kebbi | 438 | 348 | 786 | 219 | 210 | 429 |
| Kogi | 356 | 183 | 539 | NA | NA | NA |
| Kwara | 534 | 852 | 1,386 | 534 | 799 | 1,333 |
| Lagos | 2,939 | 3,134 | 6,073 | 1,239 | 1,538 | 2,777 |
| Nassarawa | NA | NA | NA | NA | NA | NA |
| Niger | 86 | 85 | 171 | 78 | 58 | 136 |
| Ogun | 1,411 | 1,335 | 2,746 | 1,290 | 1,630 | 2,920 |
| Ondo | 825 | 995 | 1,820 | NA | 1,820 | 1,820 |
| Osun | 1,827 | 142 | 1,969 | 1,827 | 142 | 1,969 |
| Oyo | 1,257 | 1,890 | 3,147 | 500 | 610 | 1,110 |
| Plateau | NA | NA | NA | NA | NA | NA |
| Rivers | NA | NA | NA | NA | NA | NA |
| Sokoto | 249 | 248 | 497 | 248 | 298 | 546 |
| Taraba | NA | NA | NA | NA | NA | NA |
| Yobe | 96 | 156 | 252 | 56 | 279 | 335 |
| Zamfara | 484 | 329 | 813 | 484 | 329 | 813 |
| National | 23,829 | 24,423 | 48,252 | 17,598 | 20,019 | 37,617 |

Table 1. 21: Number of Toilets in Public and Private ECCDE/Pre-Primary Schools by State: 2018/2019

| State | STUDENT TOILETS | | | TEACHERS TOILETS | | |
|-----------------|-----------------|---------------|---------------|------------------|---------------|---------------|
| | Male | Female | Total | Male | Female | Total |
| Abia | 2,116 | 1,921 | 4,037 | 723 | 1,355 | 2,078 |
| Anambra | 605 | 536 | 1,141 | 865 | 775 | 1,640 |
| Akwa-Ibom | NA | NA | NA | NA | NA | NA |
| Anambra | 823 | 792 | 1,615 | 343 | 504 | 847 |
| Bauchi | NA | NA | NA | NA | NA | NA |
| Bayelsa | NA | NA | NA | NA | NA | NA |
| Benue | 608 | 306 | 914 | 198 | 228 | 426 |
| Borno | NA | NA | NA | NA | NA | NA |
| Cross River | 2,920 | 3,517 | 6,437 | 2,922 | 3,637 | 6,559 |
| Delta | 1,343 | 1,234 | 2,577 | 550 | 765 | 1,315 |
| Ebonyi | 6,778 | 6,873 | 13,651 | 6,778 | 6,873 | 13,651 |
| Edo | 1,707 | 1,707 | 3,414 | 1,707 | 1,707 | 3,414 |
| Ekiti | 723 | 2,407 | 3,130 | 1,416 | 1,364 | 2,780 |
| Enugu | NA | NA | NA | NA | NA | NA |
| FCT | 484 | 517 | 1,001 | 205 | 271 | 476 |
| Gombe | 159 | 136 | 295 | 92 | 82 | 174 |
| Imo | 1,361 | 3,546 | 4,907 | 1,615 | 2,149 | 3,764 |
| Jigawa | 24 | 12 | 36 | NA | NA | NA |
| Kaduna | NA | NA | NA | NA | NA | NA |
| Kano | 27 | 4 | 31 | NA | NA | NA |
| Katsina | NA | NA | NA | NA | NA | NA |
| Kebbi | 644 | 450 | 1,094 | 219 | 210 | 429 |
| Kogi | 765 | 438 | 1,203 | 152 | 134 | 286 |
| Kwara | 1,068 | 1,704 | 2,772 | 1,068 | 1,598 | 2,666 |
| Lagos | 5,878 | 6,268 | 12,146 | 2,478 | 3,076 | 5,554 |
| Nassarawa | NA | NA | NA | NA | NA | NA |
| Niger | 464 | 451 | 915 | 347 | 299 | 646 |
| Ogun | 10,271 | 9,441 | 19,712 | 6,642 | 8,411 | 15,053 |
| Ondo | 1,280 | 1,429 | 2,709 | 22 | 1,841 | 1,863 |
| Osun | 1,831 | 145 | 1,976 | 1,832 | 144 | 1,976 |
| Oyo | 2,368 | 3,103 | 5,471 | 1,487 | 1,922 | 3,409 |
| Plateau | NA | NA | NA | NA | NA | NA |
| Rivers | 69 | 224 | 293 | 374 | 382 | 756 |
| Sokoto | 498 | 496 | 994 | 496 | 596 | 1,092 |
| Taraba | NA | NA | NA | NA | NA | NA |
| Yobe | 118 | 178 | 296 | 192 | 459 | 651 |
| Zamfara | 4,366 | 2,863 | 7,229 | 4,366 | 2,863 | 7,229 |
| National | 49,298 | 50,698 | 99,996 | 37,089 | 41,645 | 78,734 |

CHAPTER TWO

PRIMARY EDUCATION

2.0 Introduction

Primary education is defined by the National Policy on Education (Federal Government of Nigeria, 2014) as education offered to children aged 6-11 years. In line with the guidelines of the Universal Basic Education Programme (UBEP), it serves as preparation for junior secondary education. It is provided by both the public and private sectors. All primary age children in Nigeria are by the UBE Act, 2004 required to complete a full course of primary education and transit to JSS without interruption. The Act makes it compulsory and free of all charges in public schools. This chapter presents the statistics on primary education for public and private schools.

2.1 Summary of Public and Private Primary Schools

Table 2.1 presents the national summary of the number of public and private primary schools for five academic years, 2014/2015 – 2018/2019, while Figure 2.1 depicts the trend over the five academic sessions.

Table 2. 1: Number of Public and Private Primary Schools: 2014/2015-2018/2019

| Year | Public | Private | Total |
|-----------|--------|---------|---------|
| 2014/2015 | 64,312 | 35,660 | 99,972 |
| 2015/2016 | 62,184 | 34,717 | 96,901 |
| 2016/2017 | 68,471 | 43,507 | 111,978 |
| 2017/2018 | 63,414 | 50,036 | 113,450 |
| 2018/2019 | 67,158 | 57,156 | 124,314 |

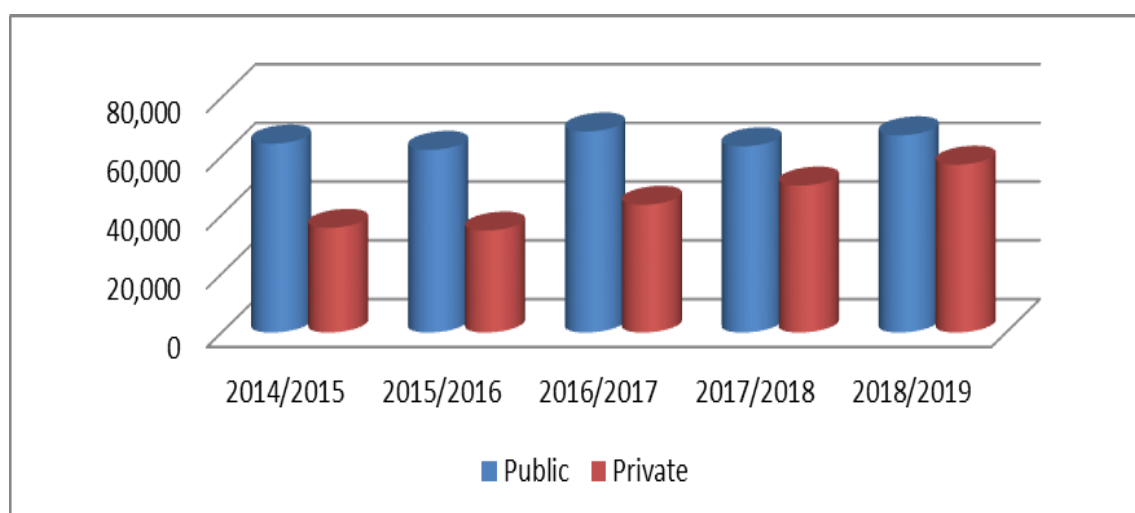


Figure 2. 1: Trend of Number of Public and Private Primary Schools: 2014/2015-2018/2019

2.2 Number of Primary Schools in Nigeria

Table 2. 2: Number of Public and Private Primary Schools by State: 2018/2019

| STATE | Public | | | Private | | | Public + Private | | |
|-----------------|---------------|---------------|---------------|---------------|---------------|---------------|------------------|---------------|----------------|
| | Rural | Urban | Total | Rural | Urban | Total | Rural | Urban | Total |
| Abia | 719 | 165 | 884 | 635 | 352 | 987 | 1,354 | 517 | 1,871 |
| Adamawa | NA | NA | 1,987 | NA | NA | 383 | NA | NA | 2,370 |
| Akwa-Ibom | 921 | 246 | 1,167 | 1,023 | 542 | 1,565 | 1,944 | 788 | 2,732 |
| Anambra | 720 | 340 | 1,060 | 394 | 212 | 606 | 1,114 | 552 | 1,666 |
| Bauchi | 2,209 | 876 | 3,085 | 180 | 657 | 837 | 2,389 | 1,533 | 3,922 |
| Bayelsa | 466 | 64 | 530 | 11 | 245 | 256 | 477 | 309 | 786 |
| Benue | 2,528 | 332 | 2,860 | 1,191 | 654 | 1,845 | 3,719 | 986 | 4,705 |
| Borno | 1,344 | 507 | 1,851 | 182 | 567 | 749 | 1,526 | 1,074 | 2,600 |
| Cross River | 215 | 850 | 1,065 | 789 | 154 | 943 | 1,004 | 1,004 | 2,008 |
| Delta | 246 | 860 | 1,106 | 634 | 1,234 | 1,868 | 880 | 2,094 | 2,974 |
| Ebonyi | 980 | 96 | 1,076 | 340 | 119 | 459 | 1,320 | 215 | 1,535 |
| Edo | 920 | 197 | 1,117 | 516 | 497 | 1,013 | 1,436 | 694 | 2,130 |
| Ekiti | 400 | 505 | 905 | 439 | 858 | 1,297 | 839 | 1,363 | 2,202 |
| Enugu | 1,074 | 127 | 1,201 | 1,203 | 742 | 1,945 | 2,277 | 869 | 3,146 |
| FCT | 550 | 79 | 629 | 592 | 428 | 1,020 | 1,142 | 507 | 1,649 |
| Gombe | 1,357 | 95 | 1,452 | 23 | 219 | 242 | 1,380 | 314 | 1,694 |
| Imo | 1,085 | 193 | 1,278 | 1,227 | 306 | 1,533 | 2,312 | 499 | 2,811 |
| Jigawa | 1,947 | 398 | 2,345 | 70 | 53 | 123 | 2,017 | 451 | 2,468 |
| Kaduna | 3,768 | 410 | 4,178 | 321 | 654 | 975 | 4,089 | 1,064 | 5,153 |
| Kano | 2,043 | 4,809 | 6,852 | 213 | 1,127 | 1,340 | 2,256 | 5,936 | 8,192 |
| Katsina | 2,472 | 300 | 2,772 | 186 | 417 | 603 | 2,658 | 717 | 3,375 |
| Kebbi | 1,592 | 196 | 1,788 | 3 | 21 | 24 | 1,595 | 217 | 1,812 |
| Kogi | 1,662 | 371 | 2,033 | 954 | 576 | 1,530 | 2,616 | 947 | 3,563 |
| Kwara | NA | NA | 1,578 | NA | NA | 1,143 | NA | NA | 2,721 |
| Lagos | 193 | 821 | 1,014 | 1,260 | 12,373 | 13,633 | 1,453 | 13,194 | 14,647 |
| Nassarawa | 1,238 | 152 | 1,390 | 797 | 817 | 1,614 | 2,035 | 969 | 3,004 |
| Niger | 2,820 | 288 | 3,108 | 520 | 618 | 1,138 | 3,340 | 906 | 4,246 |
| Ogun | 800 | 763 | 1,563 | 2,024 | 2,749 | 4,773 | 2,824 | 3,512 | 6,336 |
| Ondo | 787 | 498 | 1,285 | 995 | 825 | 1,820 | 1,782 | 1,323 | 3,105 |
| Osun | 735 | 631 | 1,366 | 635 | 631 | 1,266 | 1,370 | 1,262 | 2,632 |
| Oyo | 1,442 | 1,010 | 2,452 | 842 | 3,157 | 3,999 | 2,284 | 4,167 | 6,451 |
| Plateau | 2,150 | 218 | 2,368 | 726 | 524 | 1,250 | 2,876 | 742 | 3,618 |
| River | 746 | 216 | 962 | 1,396 | 1,624 | 3,020 | 2,142 | 1,840 | 3,982 |
| Sokoto | 1,820 | 235 | 2,055 | 33 | 154 | 187 | 1,853 | 389 | 2,242 |
| Taraba | 2,001 | 145 | 2,146 | 417 | 414 | 831 | 2,418 | 559 | 2,977 |
| Yobe | 1,022 | 55 | 1,077 | 5 | 132 | 137 | 1,027 | 187 | 1,214 |
| Zamfara | 1,248 | 325 | 1,573 | 172 | 30 | 202 | 1,420 | 355 | 1,775 |
| National | 46,220 | 17,373 | 67,158 | 20,948 | 34,682 | 57,156 | 67,168 | 52,055 | 124,314 |

2.3 Enrolment in Public and Private Primary Schools

2.3.1 National Summary of Public and Private Primary Schools Enrolment

Table 2.3 and Figure 2.2 present the summary of enrolment statistics for five academic years, 2014/2015 – 2018-2019, while Table 2.4 and Figure 2.3 present the data for the 2018/2019 academic year.

Table 2. 3: Enrolment in Public and Private Primary Schools by Gender: 2013/2014 - 2018/2019

| Year | Public | | | Private | | | Public + Private |
|-----------|------------|------------|------------|-----------|-----------|-----------|------------------|
| | Male | Female | M+F | Male | Female | M+F | M+F |
| 2014/2015 | 9,735,881 | 8,466,714 | 18,202,595 | 2,075,468 | 2,058,168 | 4,133,636 | 22,336,231 |
| 2015/2016 | 11,519,269 | 10,548,159 | 22,067,428 | 1,600,511 | 1,607,082 | 3,207,593 | 25,275,021 |
| 2016/2017 | 11,219,283 | 10,015,771 | 21,235,054 | 1,667,044 | 1,641,624 | 3,308,668 | 24,543,722 |
| 2017/2018 | 11,618,213 | 10,766,542 | 22,384,755 | 2,775,436 | 2,729,193 | 5,504,632 | 27,889,387 |
| 2018/2019 | 12,954,401 | 11,792,016 | 24,746,417 | 2,583,262 | 2,679,334 | 5,262,596 | 30,009,013 |

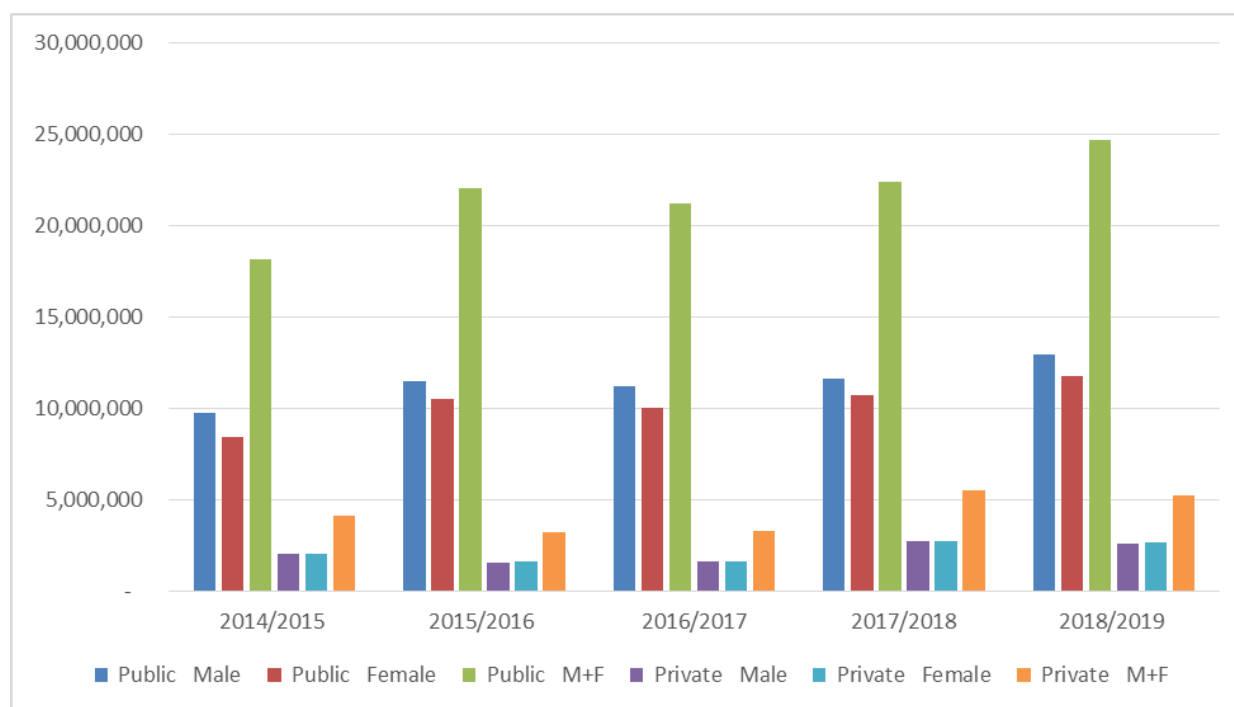


Figure 2. 2: Enrolment in Public and Private Primary Schools by Gender: 2014/2015 - 2018/2019

Table 2. 4: National Summary of Enrolment in Public and Private Primary Schools by Location (Rural/Urban) and Gender: 2018/2019

| Sector | Urban | | | Rural | | | Public +Private |
|---------|-----------|-----------|------------|-----------|-----------|------------|-----------------|
| | Male | Female | Total | Male | Female | Total | M+F |
| Public | 5,063,049 | 4,229,636 | 9,292,685 | 7,891,352 | 7,562,380 | 15,453,732 | 24,746,417 |
| Private | 1,449,408 | 1,518,311 | 2,967,719 | 1,133,854 | 1,161,023 | 2,294,877 | 5,262,596 |
| Total | 6,512,457 | 5,747,947 | 12,260,404 | 9,025,206 | 8,723,403 | 17,748,609 | 30,009,013 |

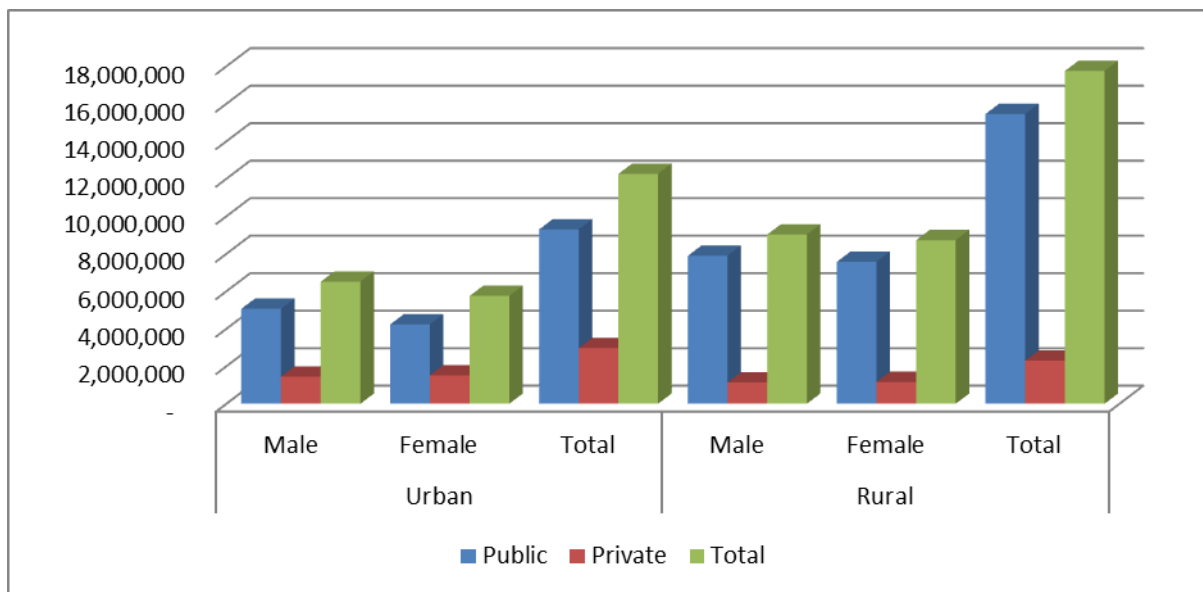


Figure 2. 3: Enrolment in Public and Private Primary Schools by Location (Rural/Urban) and Gender: 2018/2019

2.3.2 Public and Private Schools' Enrolment

Tables 2.5 - 2.13 present the statistics on enrolment for public and private primary schools by state, location, gender, age and class.

Table 2. 5: Enrolment in Public Primary Schools by State, Location (Rural/Urban) & Gender: 2018/2019

| State | Urban | | | Rural | | | Total | | |
|-------------|-----------|-----------|-----------|-----------|-----------|------------|------------|------------|------------|
| | Male | Female | Total | Male | Female | Total | Male | Female | Total |
| Abia | 19,026 | 18,864 | 37,890 | 73,363 | 71,140 | 144,503 | 92,389 | 90,004 | 182,393 |
| Adamawa | 35,184 | 27,942 | 63,126 | 283,113 | 271,375 | 554,488 | 318,297 | 299,317 | 617,614 |
| Akwa-Ibom | 138,861 | 150,169 | 289,030 | 526,951 | 570,153 | 1,097,104 | 665,812 | 720,322 | 1,386,134 |
| Anambra | 118,778 | 118,496 | 237,274 | 62,848 | 58,903 | 121,751 | 181,626 | 177,399 | 359,025 |
| Bauchi | 281,480 | 241,801 | 523,281 | 272,507 | 241,130 | 513,637 | 553,987 | 482,931 | 1,036,918 |
| Bayelsa | 8,723 | 8,222 | 16,945 | 29,949 | 29,022 | 58,971 | 38,672 | 37,244 | 75,916 |
| Benue | 30,561 | 30,650 | 61,211 | 157,725 | 138,923 | 296,648 | 188,286 | 169,573 | 357,859 |
| Borno | 134,793 | 135,583 | 270,376 | 131,492 | 123,805 | 255,297 | 266,285 | 259,388 | 525,673 |
| Cross River | 20,501 | 19,740 | 40,241 | 65,139 | 65,816 | 130,955 | 85,640 | 85,556 | 171,196 |
| Delta | 62,877 | 62,159 | 125,036 | 96,823 | 94,437 | 191,260 | 159,700 | 156,596 | 316,296 |
| Ebonyi | 13,224 | 12,069 | 25,293 | 110,463 | 104,985 | 215,448 | 123,687 | 117,054 | 240,741 |
| Edo | 39,568 | 39,173 | 78,741 | 121,984 | 118,464 | 240,448 | 161,552 | 157,637 | 319,189 |
| Ekiti | 59,603 | 58,642 | 118,245 | 27,150 | 27,111 | 54,261 | 86,753 | 85,753 | 172,506 |
| Enugu | 16,624 | 17,647 | 34,271 | 74,059 | 70,901 | 144,960 | 90,683 | 88,548 | 179,231 |
| FCT | 24,465 | 25,713 | 50,178 | 94,855 | 91,767 | 186,622 | 119,320 | 117,480 | 236,800 |
| Gombe | 94,611 | 73,133 | 167,744 | 173,412 | 153,479 | 326,891 | 268,023 | 226,612 | 494,635 |
| Imo | 60,234 | 59,130 | 119,364 | 267,574 | 273,516 | 541,090 | 327,808 | 332,646 | 660,454 |
| Jigawa | 108,194 | 104,744 | 212,938 | 340,457 | 321,865 | 662,322 | 448,651 | 426,609 | 875,260 |
| Kaduna | 254,088 | 248,833 | 502,921 | 671,555 | 619,109 | 1,290,664 | 925,643 | 867,942 | 1,793,585 |
| Kano | 1,099,317 | 812,762 | 1,912,079 | 475,004 | 926,354 | 1,401,358 | 1,574,321 | 1,739,116 | 3,313,437 |
| Katsina | 220,502 | 219,568 | 440,070 | 784,196 | 739,202 | 1,523,398 | 1,004,698 | 958,770 | 1,963,468 |
| Kebbi | 231,380 | 138,277 | 369,657 | 89,448 | 59,495 | 148,943 | 320,828 | 197,772 | 518,600 |
| Kogi | 31,301 | 31,493 | 62,794 | 111,662 | 112,300 | 223,962 | 142,963 | 143,793 | 286,756 |
| Kwara | 21,694 | 19,740 | 41,434 | 73,222 | 66,650 | 139,872 | 94,916 | 86,390 | 181,306 |
| Lagos | 193,381 | 201,075 | 394,456 | 7,291 | 3,569 | 10,860 | 200,672 | 204,644 | 405,316 |
| Nassarawa | 41,468 | 39,596 | 81,064 | 118,208 | 97,609 | 215,817 | 159,676 | 137,205 | 296,881 |
| Niger | 102,435 | 93,025 | 195,460 | 314,727 | 228,008 | 542,735 | 417,162 | 321,033 | 738,195 |
| Ogun | 175,546 | 183,249 | 358,795 | 20,570 | 12,615 | 33,185 | 196,116 | 195,864 | 391,980 |
| Ondo | 139,239 | 141,081 | 280,320 | 230,975 | 231,150 | 462,125 | 370,214 | 372,231 | 742,445 |
| Osun | 30,408 | 29,173 | 59,581 | 36,777 | 40,479 | 77,256 | 67,185 | 69,652 | 136,837 |
| Oyo | 403,820 | 427,697 | 831,517 | 352,048 | 379,398 | 731,446 | 755,868 | 807,095 | 1,562,963 |
| Plateau | 42,011 | 42,723 | 84,734 | 211,527 | 207,243 | 418,770 | 253,538 | 249,966 | 503,504 |
| Rivers | 32,522 | 32,544 | 65,066 | 61,754 | 61,152 | 122,906 | 94,276 | 93,696 | 187,972 |
| Sokoto | 124,049 | 97,940 | 221,989 | 371,088 | 258,120 | 629,208 | 495,137 | 356,060 | 851,197 |
| Taraba | 43,717 | 39,909 | 83,626 | 297,328 | 242,998 | 540,326 | 341,045 | 282,907 | 623,952 |
| Yobe | 370,146 | 59,123 | 429,269 | 367,040 | 208,739 | 575,779 | 737,186 | 267,862 | 1,005,048 |
| Zamfara | 238,718 | 167,951 | 406,669 | 387,068 | 241,398 | 628,466 | 625,786 | 409,349 | 1,035,135 |
| National | 5,063,049 | 4,229,636 | 9,292,685 | 7,891,352 | 7,562,380 | 15,453,732 | 12,954,401 | 11,792,016 | 24,746,417 |

Table 2. 6: Enrolment in Private Primary Schools by State, Location (Rural/Urban) & Gender: 2018/2019

| State | Urban | | | Rural | | | Total | | |
|-----------------|------------------|------------------|------------------|------------------|------------------|------------------|------------------|------------------|------------------|
| | Male | Female | Total | Male | Female | Total | Male | Female | Total |
| Abia | 22,923 | 23,802 | 46,725 | 30,526 | 31,561 | 62,087 | 53,449 | 55,363 | 108,812 |
| Adamawa | 33,871 | 32,447 | 66,318 | 25,959 | 23,820 | 49,779 | 59,830 | 56,267 | 116,097 |
| Akwa-Ibom | 122,024 | 144,439 | 266,463 | 95,019 | 80,841 | 175,860 | 217,043 | 225,280 | 442,323 |
| Anambra | 12,087 | 13,043 | 25,130 | 25,610 | 24,889 | 50,499 | 37,697 | 37,932 | 75,629 |
| Bauchi | 32,400 | 33,230 | 65,630 | 37,184 | 38,754 | 75,938 | 69,584 | 71,984 | 141,568 |
| Bayelsa | 8,229 | 8,596 | 16,825 | 2,345 | 1,984 | 4,329 | 10,574 | 10,580 | 21,154 |
| Benue | 43,250 | 42,950 | 86,200 | 69,569 | 68,105 | 137,674 | 112,819 | 111,055 | 223,874 |
| Borno | 26,355 | 27,581 | 53,936 | 7,124 | 6,746 | 13,870 | 33,479 | 34,327 | 67,806 |
| Cross River | 18,034 | 18,908 | 36,942 | 13,468 | 15,753 | 29,221 | 31,502 | 34,661 | 66,163 |
| Delta | 56,155 | 56,572 | 112,727 | 26,599 | 27,704 | 54,303 | 82,754 | 84,276 | 167,030 |
| Ebonyi | 25,715 | 23,868 | 49,583 | 51,698 | 53,525 | 105,223 | 77,413 | 77,393 | 154,806 |
| Edo | 39,605 | 43,081 | 82,686 | 45,244 | 42,959 | 88,203 | 84,849 | 86,040 | 170,889 |
| Ekiti | 11,119 | 8,292 | 19,411 | 5,626 | 8,063 | 13,689 | 16,745 | 16,355 | 33,100 |
| Enugu | 61,803 | 67,516 | 129,319 | 82,434 | 74,053 | 156,487 | 144,237 | 141,569 | 285,806 |
| FCT | 21,419 | 21,196 | 42,615 | 16,720 | 17,153 | 33,873 | 38,139 | 38,349 | 76,488 |
| Gombe | 22,790 | 22,002 | 44,792 | 16,343 | 14,599 | 30,942 | 39,133 | 36,601 | 75,734 |
| Imo | 25179 | 50658 | 75,837 | 79914 | 161245 | 241,159 | 105,093 | 211,903 | 316,996 |
| Jigawa | 7,981 | 5,938 | 13,919 | 20,159 | 19,501 | 39,660 | 28,140 | 25,439 | 53,579 |
| Kaduna | 37,636 | 36,384 | 74,020 | 16,032 | 16,120 | 32,152 | 53,668 | 52,504 | 106,172 |
| Kano | 52,700 | 55,598 | 108,298 | 24,415 | 24,111 | 48,526 | 77,115 | 79,709 | 156,824 |
| Katsina | 35,545 | 31,832 | 67,377 | 14,842 | 12,989 | 27,831 | 50,387 | 44,821 | 95,208 |
| Kebbi | 9,196 | 7,747 | 16,943 | 5,351 | 5,124 | 10,475 | 14,547 | 12,871 | 27,418 |
| Kogi | 14,029 | 14,139 | 28,168 | 23,330 | 23,343 | 46,673 | 37,359 | 37,482 | 74,841 |
| Kwara | 11,012 | 10,669 | 21,681 | 33,040 | 32,004 | 65,044 | 44,052 | 42,673 | 86,725 |
| Lagos | 138,983 | 156,344 | 295,327 | 99,951 | 84,451 | 184,402 | 238,934 | 240,795 | 479,729 |
| Nassarawa | 44,568 | 43,820 | 88,388 | 32,538 | 31,143 | 63,681 | 77,106 | 74,963 | 152,069 |
| Niger | 42,930 | 41,560 | 84,490 | 34,312 | 29,813 | 64,125 | 77,242 | 71,373 | 148,615 |
| Ogun | 189,161 | 195,737 | 384,898 | 27,080 | 25,239 | 52,319 | 216,241 | 220,976 | 437,217 |
| Ondo | 8,637 | 8,862 | 17,499 | 10,555 | 10,831 | 21,386 | 19,192 | 19,693 | 38,885 |
| Osun | 46,857 | 48,023 | 94,880 | 20,328 | 21,629 | 41,957 | 67,185 | 69,652 | 136,837 |
| Oyo | 88,507 | 88,844 | 177,351 | 23,409 | 23,816 | 47,225 | 111,916 | 112,660 | 224,576 |
| Plateau | 20,147 | 19,676 | 39,823 | 21,912 | 21,626 | 43,538 | 42,059 | 41,302 | 83,361 |
| Rivers | 52,209 | 52,061 | 104,270 | 41,998 | 43,008 | 85,006 | 94,207 | 95,069 | 189,276 |
| Sokoto | 13,441 | 11,574 | 25,015 | 2,684 | 2,380 | 5,064 | 16,125 | 13,954 | 30,079 |
| Taraba | 30,413 | 29,553 | 59,966 | 33,673 | 30,368 | 64,041 | 64,086 | 59,921 | 124,007 |
| Yobe | 9,951 | 10,112 | 20,063 | 604 | 353 | 957 | 10,555 | 10,465 | 21,020 |
| Zamfara | 12,547 | 11,657 | 24,204 | 16,259 | 11,420 | 27,679 | 28,806 | 23,077 | 51,883 |
| National | 1,449,408 | 1,518,311 | 2,967,719 | 1,133,854 | 1,161,023 | 2,294,877 | 2,583,262 | 2,679,334 | 5,262,596 |

Table 2. 7: Enrolment in Public and Private Primary Schools by State, Location (Rural/Urban) & Gender: 2018/2019

| State | Urban | | | Rural | | | Total | | |
|-------------|-----------|-----------|------------|-----------|-----------|------------|------------|------------|------------|
| | Male | Female | Total | Male | Female | Total | Male | Female | Total |
| Abia | 41,949 | 42,666 | 84,615 | 103,889 | 102,701 | 206,590 | 145,838 | 145,367 | 291,205 |
| Adamawa | 69,055 | 60,389 | 129,444 | 309,072 | 295,195 | 604,267 | 378,127 | 355,584 | 733,711 |
| Akwa-Ibom | 260,885 | 294,608 | 555,493 | 621,970 | 650,994 | 1,272,964 | 882,855 | 945,602 | 1,828,457 |
| Anambra | 130,865 | 131,539 | 262,404 | 88,458 | 83,792 | 172,250 | 219,323 | 215,331 | 434,654 |
| Bauchi | 313,880 | 275,031 | 588,911 | 309,691 | 279,884 | 589,575 | 623,571 | 554,915 | 1,178,486 |
| Bayelsa | 16,952 | 16,818 | 33,770 | 32,294 | 31,006 | 63,300 | 49,246 | 47,824 | 97,070 |
| Benue | 73,811 | 73,600 | 147,411 | 227,294 | 207,028 | 434,322 | 301,105 | 280,628 | 581,733 |
| Borno | 161,148 | 163,164 | 324,312 | 138,616 | 130,551 | 269,167 | 299,764 | 293,715 | 593,479 |
| Cross River | 38,535 | 38,648 | 77,183 | 78,607 | 81,569 | 160,176 | 117,142 | 120,217 | 237,359 |
| Delta | 119,032 | 118,731 | 237,763 | 123,422 | 122,141 | 245,563 | 242,454 | 240,872 | 483,326 |
| Ebonyi | 38,939 | 35,937 | 74,876 | 162,161 | 158,510 | 320,671 | 201,100 | 194,447 | 395,547 |
| Edo | 79,173 | 82,254 | 161,427 | 167,228 | 161,423 | 328,651 | 246,401 | 243,677 | 490,078 |
| Ekiti | 70,722 | 66,934 | 137,656 | 32,776 | 35,174 | 67,950 | 103,498 | 102,108 | 205,606 |
| Enugu | 78,427 | 85,163 | 163,590 | 156,493 | 144,954 | 301,447 | 234,920 | 230,117 | 465,037 |
| FCT | 45,884 | 46,909 | 92,793 | 111,575 | 108,920 | 220,495 | 157,459 | 155,829 | 313,288 |
| Gombe | 117,401 | 95,135 | 212,536 | 189,755 | 168,078 | 357,833 | 307,156 | 263,213 | 570,369 |
| Imo | 85,413 | 109,788 | 195,201 | 347,488 | 434,761 | 782,249 | 432,901 | 544,549 | 977,450 |
| Jigawa | 116,175 | 110,682 | 226,857 | 360,616 | 341,366 | 701,982 | 476,791 | 452,048 | 928,839 |
| kaduna | 291,724 | 285,217 | 576,941 | 687,587 | 635,229 | 1,322,816 | 979,311 | 920,446 | 1,899,757 |
| Kano | 1,152,017 | 868,360 | 2,020,377 | 499,419 | 950,465 | 1,449,884 | 1,651,436 | 1,818,825 | 3,470,261 |
| Katsina | 256,047 | 251,400 | 507,447 | 799,038 | 752,191 | 1,551,229 | 1,055,085 | 1,003,591 | 2,058,676 |
| Kebbi | 240,576 | 146,024 | 386,600 | 94,799 | 64,619 | 159,418 | 335,375 | 210,643 | 546,018 |
| Kogi | 45,330 | 45,632 | 90,962 | 134,992 | 135,643 | 270,635 | 180,322 | 181,275 | 361,597 |
| Kwara | 32,706 | 30,409 | 63,115 | 106,262 | 98,654 | 204,916 | 138,968 | 129,063 | 268,031 |
| Lagos | 332,364 | 357,419 | 689,783 | 107,242 | 88,020 | 195,262 | 439,606 | 445,439 | 885,045 |
| Nassarawa | 86,036 | 83,416 | 169,452 | 150,746 | 128,752 | 279,498 | 236,782 | 212,168 | 448,950 |
| Niger | 145,365 | 134,585 | 279,950 | 349,039 | 257,821 | 606,860 | 494,404 | 392,406 | 886,810 |
| Ogun | 364,707 | 378,986 | 743,693 | 47,650 | 37,854 | 85,504 | 412,357 | 416,840 | 829,197 |
| Ondo | 147,876 | 149,943 | 297,819 | 241,530 | 241,981 | 483,511 | 389,406 | 391,924 | 781,330 |
| Osun | 77,265 | 77,196 | 154,461 | 57,105 | 62,108 | 119,213 | 134,370 | 139,304 | 273,674 |
| Oyo | 492,327 | 516,541 | 1,008,868 | 375,457 | 403,214 | 778,671 | 867,784 | 919,755 | 1,787,539 |
| Plateau | 62,158 | 62,399 | 124,557 | 233,439 | 228,869 | 462,308 | 295,597 | 291,268 | 586,865 |
| Rivers | 84,731 | 84,605 | 169,336 | 103,752 | 104,160 | 207,912 | 188,483 | 188,765 | 377,248 |
| Sokoto | 137,490 | 109,514 | 247,004 | 373,772 | 260,500 | 634,272 | 511,262 | 370,014 | 881,276 |
| Taraba | 74,130 | 69,462 | 143,592 | 331,001 | 273,366 | 604,367 | 405,131 | 342,828 | 747,959 |
| Yobe | 380,097 | 69,235 | 449,332 | 367,644 | 209,092 | 576,736 | 747,741 | 278,327 | 1,026,068 |
| Zamfara | 251,265 | 179,608 | 430,873 | 403,327 | 252,818 | 656,145 | 654,592 | 432,426 | 1,087,018 |
| National | 6,512,457 | 5,747,947 | 12,260,404 | 9,025,206 | 8,723,403 | 17,748,609 | 15,537,663 | 14,471,350 | 30,009,013 |

Table 2. 8: Enrolment in Public Primary Schools by State, Age & Gender: 2018/2019

| State | Below 6 | | Below 6-11 | | Above 11 | | Total | | |
|-------------|---------|---------|------------|-----------|----------|---------|------------|------------|------------|
| | Male | Female | Male | Female | Male | Female | Male | Female | Total |
| Abia | 2,722 | 2,718 | 87,735 | 85,483 | 1,932 | 1,803 | 92,389 | 90,004 | 182,393 |
| Adamawa | 18,386 | 21,349 | 283,841 | 267,223 | 16,070 | 10,745 | 318,297 | 299,317 | 617,614 |
| Akwa-Ibom | 50,953 | 53,314 | 583,038 | 640,310 | 31,821 | 26,698 | 665,812 | 720,322 | 1,386,134 |
| Anambra | 10,625 | 9,664 | 165,974 | 161,328 | 5,027 | 6,407 | 181,626 | 177,399 | 359,025 |
| Bauchi | 24,681 | 23,022 | 498,326 | 431,958 | 30,980 | 27,951 | 553,987 | 482,931 | 1,036,918 |
| Bayelsa | 2,478 | 2,402 | 32,802 | 31,793 | 3,392 | 3,049 | 38,672 | 37,244 | 75,916 |
| Benue | 17,048 | 15,781 | 154,930 | 140,235 | 16,308 | 13,557 | 188,286 | 169,573 | 357,859 |
| Borno | 7,842 | 7,737 | 237,783 | 231,323 | 20,660 | 20,328 | 266,285 | 259,388 | 525,673 |
| Cross River | 3,722 | 5,183 | 77,423 | 76,125 | 4,495 | 4,248 | 85,640 | 85,556 | 171,196 |
| Delta | 4,971 | 4,632 | 147,555 | 144,519 | 7,174 | 7,445 | 159,700 | 156,596 | 316,296 |
| Ebonyi | 7,182 | 7,023 | 112,117 | 106,735 | 4,388 | 3,296 | 123,687 | 117,054 | 240,741 |
| Edo | 17,401 | 21,426 | 123,061 | 116,651 | 21,090 | 19,560 | 161,552 | 157,637 | 319,189 |
| Ekiti | 5,069 | 4,958 | 76,622 | 75,750 | 5,062 | 5,045 | 86,753 | 85,753 | 172,506 |
| Enugu | 2,686 | 2,114 | 83,499 | 82,050 | 4,498 | 4,384 | 90,683 | 88,548 | 179,231 |
| FCT | 4,864 | 4,630 | 109,688 | 108,207 | 4,768 | 4,643 | 119,320 | 117,480 | 236,800 |
| Gombe | 14,247 | 12,235 | 234,625 | 198,954 | 19,151 | 15,423 | 268,023 | 226,612 | 494,635 |
| Imo | 630 | 982 | 322,591 | 326,595 | 4,587 | 5,069 | 327,808 | 332,646 | 660,454 |
| Jigawa | 18,121 | 19,196 | 413,860 | 391,760 | 16,670 | 15,653 | 448,651 | 426,609 | 875,260 |
| Kaduna | 10,509 | 11,232 | 908,380 | 847,732 | 6,754 | 8,978 | 925,643 | 867,942 | 1,793,585 |
| Kano | 91,709 | 80,786 | 1,402,097 | 1,569,007 | 80,515 | 89,323 | 1,574,321 | 1,739,116 | 3,313,437 |
| Katsina | 45,908 | 50,803 | 918,281 | 871,582 | 40,509 | 36,385 | 1,004,698 | 958,770 | 1,963,468 |
| Kebbi | 5,100 | 4,367 | 312,484 | 190,171 | 3,244 | 3,234 | 320,828 | 197,772 | 518,600 |
| Kogi | 1,885 | 1,681 | 128,911 | 131,111 | 12,167 | 11,001 | 142,963 | 143,793 | 286,756 |
| Kwara | 4,287 | 3,843 | 81,778 | 74,375 | 8,851 | 8,172 | 94,916 | 86,390 | 181,306 |
| Lagos | 1,818 | 1,880 | 171,966 | 176,478 | 26,888 | 26,286 | 200,672 | 204,644 | 405,316 |
| Nassarawa | 14,702 | 12,373 | 133,097 | 114,059 | 11,877 | 10,773 | 159,676 | 137,205 | 296,881 |
| Niger | 28,419 | 22,526 | 366,631 | 280,416 | 22,112 | 18,091 | 417,162 | 321,033 | 738,195 |
| Ogun | 23,922 | 26,352 | 155,642 | 143,572 | 16,552 | 25,940 | 196,116 | 195,864 | 391,980 |
| Ondo | 213 | 300 | 369,667 | 371,641 | 334 | 290 | 370,214 | 372,231 | 742,445 |
| Osun | 3,300 | 3,098 | 57,729 | 59,200 | 6,156 | 7,354 | 67,185 | 69,652 | 136,837 |
| Oyo | 28,743 | 41,958 | 614,886 | 647,798 | 112,239 | 117,339 | 755,868 | 807,095 | 1,562,963 |
| Plateau | 17,573 | 17,118 | 218,043 | 214,904 | 17,922 | 17,944 | 253,538 | 249,966 | 503,504 |
| Rivers | 3,750 | 3,864 | 80,961 | 80,570 | 9,565 | 9,262 | 94,276 | 93,696 | 187,972 |
| Sokoto | 40,046 | 48,123 | 381,907 | 241,307 | 73,184 | 66,630 | 495,137 | 356,060 | 851,197 |
| Taraba | 17,914 | 14,533 | 303,675 | 251,114 | 19,456 | 17,260 | 341,045 | 282,907 | 623,952 |
| Yobe | 80,600 | 1,566 | 600,489 | 262,513 | 56,097 | 3,783 | 737,186 | 267,862 | 1,005,048 |
| Zamfara | 22,697 | 23,785 | 568,041 | 354,878 | 35,048 | 30,686 | 625,786 | 409,349 | 1,035,135 |
| National | 505,686 | 486,269 | 9,739,418 | 9,157,852 | 659,302 | 570,096 | 12,954,401 | 11,792,016 | 24,746,417 |

Table 2. 9: Enrolment in Private Primary Schools by State, Age & Gender: 2018/2019

| State | Below 6 | | Below 6-11 | | Above 11 | | Total | | |
|-----------------|----------------|----------------|------------------|------------------|----------------|----------------|------------------|------------------|------------------|
| | Male | Female | Male | Female | Male | Female | Male | Female | Total |
| Abia | 4,042 | 4,110 | 47,788 | 49,699 | 1,619 | 1,554 | 53,449 | 55,363 | 108,812 |
| Adamawa | 415 | 447 | 59,062 | 55,488 | 353 | 332 | 59,830 | 56,267 | 116,097 |
| Akwa-Ibom | 17,966 | 18,982 | 192,573 | 198,282 | 6,504 | 8,016 | 217,043 | 225,280 | 442,323 |
| Anambra | 1,398 | 1,398 | 34,618 | 34,905 | 1,681 | 1,629 | 37,697 | 37,932 | 75,629 |
| Bauchi | 2,680 | 2,826 | 62,587 | 63,213 | 4,317 | 5,945 | 69,584 | 71,984 | 141,568 |
| Bayelsa | 507 | 509 | 9,477 | 9,541 | 590 | 530 | 10,574 | 10,580 | 21,154 |
| Benue | 8,933 | 8,739 | 93,343 | 92,438 | 10,543 | 9,878 | 112,819 | 111,055 | 223,874 |
| Borno | 1,912 | 1,931 | 29,348 | 29,667 | 2,219 | 2,729 | 33,479 | 34,327 | 67,806 |
| Cross River | 78 | 96 | 31,297 | 34,451 | 127 | 114 | 31,502 | 34,661 | 66,163 |
| Delta | 6,438 | 6,693 | 74,171 | 75,523 | 2,145 | 2,060 | 82,754 | 84,276 | 167,030 |
| Ebonyi | 6,458 | 6,012 | 64,864 | 66,362 | 6,091 | 5,019 | 77,413 | 77,393 | 154,806 |
| Edo | 770 | 845 | 83,135 | 84,995 | 944 | 200 | 84,849 | 86,040 | 170,889 |
| Ekiti | 4,100 | 5,850 | 7,145 | 6,305 | 5,500 | 4,200 | 16,745 | 16,355 | 33,100 |
| Enugu | 1,725 | 1,814 | 140,488 | 137,755 | 2,024 | 2,000 | 144,237 | 141,569 | 285,806 |
| FCT | 4,669 | 4,774 | 32,902 | 32,860 | 568 | 715 | 38,139 | 38,349 | 76,488 |
| Gombe | 1,539 | 1,539 | 36,826 | 34,408 | 769 | 655 | 39,133 | 36,601 | 75,734 |
| Imo | 368 | 287 | 99,327 | 201,080 | 5,398 | 10,536 | 105,093 | 211,903 | 316,996 |
| Jigawa | 1,575 | 1,767 | 25,448 | 22,907 | 1,117 | 765 | 28,140 | 25,439 | 53,579 |
| kaduna | 2,009 | 2,251 | 51,035 | 49,692 | 624 | 561 | 53,668 | 52,504 | 106,172 |
| Kano | 1,259 | 1,366 | 74,306 | 76,340 | 1,550 | 2,003 | 77,115 | 79,709 | 156,824 |
| Katsina | 1,834 | 1,786 | 46,191 | 40,971 | 2,363 | 2,064 | 50,387 | 44,821 | 95,208 |
| Kebbi | 670 | 571 | 12,844 | 11,402 | 1,033 | 898 | 14,547 | 12,871 | 27,418 |
| Kogi | 3,800 | 2,600 | 33,359 | 31,621 | 200 | 3,261 | 37,359 | 37,482 | 74,841 |
| Kwara | 2,583 | 2,526 | 39,924 | 38,739 | 1,545 | 1,408 | 44,052 | 42,673 | 86,725 |
| Lagos | 1,950 | 19,580 | 211,096 | 196,208 | 25,888 | 25,007 | 238,934 | 240,795 | 479,729 |
| Nassarawa | 8,394 | 8,309 | 65,288 | 63,267 | 3,424 | 3,387 | 77,106 | 74,963 | 152,069 |
| Niger | 3,455 | 3,311 | 71,873 | 66,148 | 1,914 | 1,914 | 77,242 | 71,373 | 148,615 |
| Ogun | 4,052 | 5,812 | 205,405 | 207,848 | 6,784 | 7,316 | 216,241 | 220,976 | 437,217 |
| Ondo | 4,084 | 4,173 | 14,108 | 12,935 | 1,000 | 2,585 | 19,192 | 19,693 | 38,885 |
| Osun | 1,001 | 577 | 65,730 | 68,405 | 454 | 670 | 67,185 | 69,652 | 136,837 |
| Oyo | 594 | 203 | 111,089 | 112,115 | 234 | 342 | 111,916 | 112,660 | 224,576 |
| Plateau | 4,224 | 4,105 | 34,059 | 33,601 | 3,776 | 3,596 | 42,059 | 41,302 | 83,361 |
| Rivers | 900 | 567 | 91,962 | 90,737 | 1,345 | 3,765 | 94,207 | 95,069 | 189,276 |
| Sokoto | 345 | 563 | 15,393 | 13,048 | 387 | 343 | 16,125 | 13,954 | 30,079 |
| Taraba | 3,773 | 3,353 | 52,676 | 49,620 | 7,637 | 6,948 | 64,086 | 59,921 | 124,007 |
| Yobe | | | 10,555 | 10,465 | | | 10,555 | 10,465 | 21,020 |
| Zamfara | 2,489 | 1,871 | 23,884 | 19,816 | 2,433 | 1,390 | 28,806 | 23,077 | 51,883 |
| National | 112,988 | 132,143 | 2,355,175 | 2,422,857 | 115,100 | 124,335 | 2,583,262 | 2,679,334 | 5,262,596 |

Table 2. 10: Enrolment in Public and Private Primary Schools by State, Age & Gender: 2018/2019

| State | Below 6 | | Below 6-11 | | Above 11 | | Total | | |
|-------------|---------|---------|------------|------------|----------|---------|------------|------------|------------|
| | Male | Female | Male | Female | Male | Female | Male | Female | Total |
| Abia | 6,764 | 6,828 | 135,523 | 135,182 | 3,551 | 3,357 | 145,838 | 145,367 | 291,205 |
| Adamawa | 18,801 | 21,796 | 342,903 | 322,711 | 16,083 | 10,757 | 377,787 | 355,264 | 733,051 |
| Akwa-Ibom | 68,919 | 72,296 | 775,611 | 838,592 | 38,325 | 34,714 | 882,855 | 945,602 | 1,828,457 |
| Anambra | 12,023 | 11,062 | 200,592 | 196,233 | 6,708 | 8,036 | 219,323 | 215,331 | 434,654 |
| Bauchi | 27,361 | 25,848 | 560,913 | 495,171 | 35,297 | 33,896 | 623,571 | 554,915 | 1,178,486 |
| Bayelsa | 2,985 | 2,911 | 42,279 | 41,334 | 3,982 | 3,579 | 49,246 | 47,824 | 97,070 |
| Benue | 25,981 | 24,520 | 248,273 | 232,673 | 26,851 | 23,435 | 301,105 | 280,628 | 581,733 |
| Borno | 9,754 | 9,668 | 267,131 | 260,990 | 22,879 | 23,057 | 299,764 | 293,715 | 593,479 |
| Cross River | 3,800 | 5,279 | 108,720 | 110,576 | 4,622 | 4,362 | 117,142 | 120,217 | 237,359 |
| Delta | 11,409 | 11,325 | 221,726 | 220,042 | 9,319 | 9,505 | 242,454 | 240,872 | 483,326 |
| Ebonyi | 13,640 | 13,035 | 176,981 | 173,097 | 10,479 | 8,315 | 201,100 | 194,447 | 395,547 |
| Edo | 18,171 | 22,271 | 206,196 | 201,646 | 22,034 | 19,760 | 246,401 | 243,677 | 490,078 |
| Ekiti | 9,169 | 10,808 | 83,767 | 82,055 | 10,562 | 9,245 | 103,498 | 102,108 | 205,606 |
| Enugu | 4,411 | 3,928 | 223,987 | 219,805 | 6,522 | 6,384 | 234,920 | 230,117 | 465,037 |
| FCT | 9,533 | 9,404 | 142,590 | 141,067 | 5,336 | 5,358 | 157,459 | 155,829 | 313,288 |
| Gombe | 15,786 | 13,774 | 271,451 | 233,362 | 19,920 | 16,078 | 307,156 | 263,213 | 570,369 |
| Imo | 998 | 1,269 | 421,918 | 527,675 | 9,985 | 15,605 | 432,901 | 544,549 | 977,450 |
| Jigawa | 19,696 | 20,963 | 439,308 | 414,667 | 17,787 | 16,418 | 476,791 | 452,048 | 928,839 |
| kaduna | 12,518 | 13,483 | 959,415 | 897,424 | 7,378 | 9,539 | 979,311 | 920,446 | 1,899,757 |
| Kano | 92,968 | 82,152 | 1,476,403 | 1,645,347 | 82,065 | 91,326 | 1,651,436 | 1,818,825 | 3,470,261 |
| Katsina | 47,742 | 52,589 | 964,472 | 912,553 | 42,872 | 38,449 | 1,055,085 | 1,003,591 | 2,058,676 |
| Kebbi | 5,770 | 4,938 | 325,328 | 201,573 | 4,277 | 4,132 | 335,375 | 210,643 | 546,018 |
| Kogi | 5,685 | 4,281 | 162,270 | 162,732 | 12,367 | 14,262 | 180,322 | 181,275 | 361,597 |
| Kwara | 6,870 | 6,369 | 121,702 | 113,114 | 10,396 | 9,580 | 138,968 | 129,063 | 268,031 |
| Lagos | 3,768 | 21,460 | 383,062 | 372,686 | 52,776 | 51,293 | 439,606 | 445,439 | 885,045 |
| Nassarawa | 23,096 | 20,682 | 198,385 | 177,326 | 15,301 | 14,160 | 236,782 | 212,168 | 448,950 |
| Niger | 31,874 | 25,837 | 438,504 | 346,564 | 24,026 | 20,005 | 494,404 | 392,406 | 886,810 |
| Ogun | 27,974 | 32,164 | 361,047 | 351,420 | 23,336 | 33,256 | 412,357 | 416,840 | 829,197 |
| Ondo | 4,297 | 4,473 | 383,775 | 384,576 | 1,334 | 2,875 | 389,406 | 391,924 | 781,330 |
| Osun | 4,301 | 3,675 | 123,459 | 127,605 | 6,610 | 8,024 | 134,370 | 139,304 | 273,674 |
| Oyo | 29,337 | 42,161 | 725,975 | 759,913 | 112,473 | 117,681 | 867,784 | 919,755 | 1,787,539 |
| Plateau | 21,797 | 21,223 | 252,102 | 248,505 | 21,698 | 21,540 | 295,597 | 291,268 | 586,865 |
| Rivers | 4,650 | 4,431 | 172,923 | 171,307 | 10,910 | 13,027 | 188,483 | 188,765 | 377,248 |
| Sokoto | 40,391 | 48,686 | 397,300 | 254,355 | 73,571 | 66,973 | 511,262 | 370,014 | 881,276 |
| Taraba | 21,687 | 17,886 | 356,351 | 300,734 | 27,093 | 24,208 | 405,131 | 342,828 | 747,959 |
| Yobe | 80,600 | 1,566 | 611,044 | 272,978 | 56,097 | 3,783 | 747,741 | 278,327 | 1,026,068 |
| Zamfara | 25,186 | 25,656 | 591,925 | 374,694 | 37,481 | 32,076 | 654,592 | 432,426 | 1,087,018 |
| National | 769,711 | 720,697 | 13,875,310 | 12,922,284 | 892,303 | 828,050 | 15,537,323 | 14,471,030 | 30,008,353 |

Table 2. 11: Enrolment in Public Primary Schools by State, Class & Gender: 2018/2019

| State | Primary 1 | | Primary 2 | | Primary 3 | | Primary 4 | | Primary 5 | | Primary 6 | | Total | | |
|-------------|-----------|-----------|-----------|-----------|-----------|-----------|-----------|-----------|-----------|-----------|-----------|-----------|------------|------------|------------|
| | Male | Female | Male | Female | Male | Female | Male | Female | Male | Female | Male | Female | Male | Female | M+F |
| Abia | 16,937 | 15,718 | 14,784 | 14,639 | 14,463 | 14,313 | 14,897 | 14,834 | 15,632 | 15,118 | 15,676 | 15,382 | 92,389 | 90,004 | 182,393 |
| Adamawa | 61,590 | 58,391 | 57,823 | 54,070 | 55,075 | 51,216 | 51,336 | 47,911 | 47,840 | 44,187 | 44,633 | 43,542 | 318,297 | 299,317 | 617,614 |
| Akwa-Ibom | 103,755 | 117,817 | 103,850 | 117,955 | 124,615 | 132,281 | 99,244 | 113,327 | 118,612 | 116,251 | 115,736 | 122,691 | 665,812 | 720,322 | 1,386,134 |
| Anambra | 30,246 | 29,539 | 29,173 | 28,908 | 29,874 | 29,411 | 30,318 | 29,086 | 30,136 | 28,824 | 31,879 | 31,631 | 181,626 | 177,399 | 359,025 |
| Bauchi | 119,751 | 105,347 | 109,900 | 96,989 | 102,401 | 89,459 | 84,111 | 73,509 | 72,330 | 62,471 | 65,494 | 55,156 | 553,987 | 482,931 | 1,036,918 |
| Bayelsa | 7,142 | 6,880 | 6,597 | 6,345 | 6,545 | 6,255 | 6,590 | 6,343 | 6,120 | 5,984 | 5,678 | 5,437 | 38,672 | 37,244 | 75,916 |
| Benue | 41,209 | 38,474 | 36,523 | 33,679 | 33,689 | 30,942 | 29,726 | 26,843 | 25,218 | 22,071 | 21,921 | 17,564 | 188,286 | 169,573 | 357,859 |
| Borno | 52,348 | 50,017 | 46,729 | 45,777 | 47,811 | 47,011 | 44,356 | 43,243 | 39,671 | 38,303 | 35,370 | 35,037 | 266,285 | 259,388 | 525,673 |
| Cross River | 14,448 | 14,415 | 14,358 | 14,313 | 14,396 | 14,312 | 14,251 | 14,481 | 14,195 | 14,053 | 13,992 | 13,982 | 85,640 | 85,556 | 171,196 |
| Delta | 24,577 | 23,869 | 24,542 | 24,178 | 26,512 | 25,883 | 27,901 | 27,008 | 27,642 | 26,902 | 28,526 | 28,756 | 159,700 | 156,596 | 316,296 |
| Ebonyi | 23,388 | 23,198 | 20,382 | 20,196 | 19,969 | 18,715 | 19,444 | 18,726 | 20,221 | 17,808 | 20,283 | 18,411 | 123,687 | 117,054 | 240,741 |
| Edo | 26923 | 26298 | 25,430 | 24,958 | 26,973 | 25,906 | 26,914 | 26,313 | 26,922 | 26,259 | 28,390 | 27,903 | 161,552 | 157,637 | 319,189 |
| Ekiti | 14,963 | 15,582 | 17,172 | 14,172 | 13,908 | 14,206 | 12,028 | 13,732 | 13,888 | 13,623 | 14,794 | 14,438 | 86,753 | 85,753 | 172,506 |
| Enugu | 15,397 | 15,249 | 14,340 | 14,244 | 14,989 | 14,673 | 15,134 | 14,723 | 15,359 | 14,654 | 15,464 | 15,005 | 90,683 | 88,548 | 179,231 |
| FCT | 18,895 | 17,811 | 20,492 | 20,344 | 21,160 | 21,108 | 20,413 | 20,343 | 19,843 | 19,610 | 18,517 | 18,264 | 119,320 | 117,480 | 236,800 |
| Gombe | 56,458 | 47,135 | 51,123 | 43,286 | 47,848 | 40,142 | 42,541 | 36,154 | 36,517 | 31,644 | 33,536 | 28,251 | 268,023 | 226,612 | 494,635 |
| Imo | 56254 | 56732 | 54425 | 56270 | 55641 | 57424 | 53665 | 53793 | 56264 | 55329 | 51559 | 53098 | 327,808 | 332,646 | 660,454 |
| Jigawa | 97,390 | 99,524 | 85,060 | 84,897 | 75,323 | 71,729 | 68,678 | 62,565 | 63,268 | 56,563 | 58,932 | 51,331 | 448,651 | 426,609 | 875,260 |
| Kaduna | 216326 | 202489 | 187860 | 174581 | 169277 | 160288 | 141936 | 134531 | 114990 | 107658 | 95254 | 88395 | 925,643 | 867,942 | 1,793,585 |
| Kano | 334,679 | 385,888 | 309,497 | 375,926 | 280,951 | 302,394 | 247,174 | 260,146 | 217,343 | 224,194 | 184,677 | 190,568 | 1,574,321 | 1,739,116 | 3,313,437 |
| Katsina | 206251 | 233839 | 188961 | 186943 | 174782 | 159191 | 156233 | 138672 | 143772 | 123152 | 134699 | 116973 | 1,004,698 | 958,770 | 1,963,468 |
| Kebbi | 75205 | 46946 | 66380 | 40678 | 58188 | 35236 | 44581 | 27636 | 41312 | 25489 | 35162 | 21787 | 320,828 | 197,772 | 518,600 |
| Kogi | 28247 | 28337 | 25039 | 25768 | 24467 | 24179 | 22797 | 23469 | 21720 | 22014 | 20693 | 20026 | 142,963 | 143,793 | 286,756 |
| Kwara | 18,332 | 16,326 | 16,225 | 14,950 | 16,224 | 14,609 | 15,572 | 14,220 | 14,492 | 13,488 | 14,071 | 12,797 | 94,916 | 86,390 | 181,306 |
| Lagos | 24317 | 23725 | 27081 | 27177 | 31115 | 31754 | 35189 | 35508 | 41033 | 43152 | 41937 | 43328 | 200,672 | 204,644 | 405,316 |
| Nassarawa | 32,478 | 27,046 | 28,514 | 24,393 | 27,154 | 23,824 | 25,407 | 21,912 | 23,749 | 21,329 | 22,374 | 18,701 | 159,676 | 137,205 | 296,881 |
| Niger | 106,326 | 81,245 | 83,113 | 63,162 | 70,905 | 54,082 | 59,983 | 46,723 | 53,331 | 41,492 | 43,504 | 34,329 | 417,162 | 321,033 | 738,195 |
| Ogun | 33,385 | 31,279 | 30,721 | 28,948 | 31,288 | 29,340 | 30,033 | 28,405 | 29,667 | 28,418 | 41,022 | 49,474 | 196,116 | 195,864 | 391,980 |
| Ondo | 60,453 | 61,932 | 59,708 | 60,888 | 61,877 | 61,506 | 62,292 | 62,881 | 63,068 | 61,772 | 62,816 | 63,252 | 370,214 | 372,231 | 742,445 |
| Osun | 15,633 | 16,227 | 14,247 | 14,632 | 13,543 | 13,648 | 12,105 | 12,518 | 8,886 | 9,972 | 2,771 | 2,655 | 67,185 | 69,652 | 136,837 |
| Oyo | 125,480 | 134,398 | 129,213 | 139,845 | 122,897 | 130,666 | 124,660 | 132,395 | 121,279 | 131,738 | 132,339 | 138,053 | 755,868 | 807,095 | 1,562,963 |
| Plateau | 56158 | 55410 | 47,530 | 47,032 | 44,752 | 44,782 | 40,372 | 39,802 | 34,963 | 34,412 | 29,763 | 28,528 | 253,538 | 249,966 | 503,504 |
| Rivers | 16,147 | 15,801 | 15,485 | 15,390 | 16,641 | 16,731 | 16,561 | 16,695 | 15,770 | 15,634 | 13,672 | 13,445 | 94,276 | 93,696 | 187,972 |
| Sokoto | 122,503 | 90,701 | 102,087 | 78,480 | 90,966 | 66,737 | 74,585 | 51,333 | 61,007 | 39,942 | 43,989 | 28,867 | 495,137 | 356,060 | 851,197 |
| Taraba | 75,166 | 60,629 | 66,815 | 55,139 | 61,992 | 52,306 | 52,383 | 43,466 | 45,381 | 38,556 | 39,308 | 32,811 | 341,045 | 282,907 | 623,952 |
| Yobe | 65,132 | 54,898 | 59,106 | 48,861 | 56,209 | 46,692 | 471,127 | 42,959 | 44,836 | 41,063 | 40,776 | 33,389 | 737,186 | 267,862 | 1,005,048 |
| Zamfara | 75,504 | 50,175 | 68,334 | 43,962 | 51,473 | 33,695 | 42,176 | 29,208 | 33,572 | 22,550 | 354,727 | 229,759 | 625,786 | 409,349 | 1,035,135 |
| National | 2,469,393 | 2,379,287 | 2,258,619 | 2,181,975 | 2,135,893 | 2,006,646 | 2,336,713 | 1,805,413 | 1,779,849 | 1,655,679 | 1,973,934 | 1,763,016 | 12,954,401 | 11,792,016 | 24,746,417 |

Table 2. 12: Enrolment in Private Primary Schools by State, Class & Gender: 2018/2019

| State | Primary 1 | | Primary 2 | | Primary 3 | | Primary 4 | | Primary 5 | | Primary 6 | | Total | | |
|-------------|-----------|---------|-----------|---------|-----------|---------|-----------|---------|-----------|---------|-----------|---------|-----------|-----------|-----------|
| | Male | Female | Male | Female | Male | Female | Male | Female | Male | Female | Male | Female | Male | Female | M+F |
| Abia | 10369 | 10676 | 9782 | 10199 | 9802 | 10037 | 9707 | 10081 | 8438 | 8954 | 5351 | 5416 | 53,449 | 55,363 | 108,812 |
| Adamawa | 14856 | 14021 | 13312 | 12115 | 11192 | 10776 | 9406 | 8919 | 7198 | 6698 | 3866 | 3738 | 59,830 | 56,267 | 116,097 |
| Akwa-Ibom | 36664 | 40365 | 53605 | 48616 | 42032 | 42982 | 33675 | 37461 | 35456 | 39214 | 15611 | 16642 | 217,043 | 225,280 | 442,323 |
| Anambra | 7107 | 7211 | 6452 | 6519 | 6420 | 6381 | 6013 | 6128 | 5791 | 5758 | 5914 | 5935 | 37,697 | 37,932 | 75,629 |
| Bauchi | 17976 | 17828 | 15029 | 15510 | 13429 | 14211 | 10414 | 10982 | 7961 | 8263 | 4775 | 5190 | 69,584 | 71,984 | 141,568 |
| Bayelsa | 2451 | 2341 | 2214 | 2201 | 2119 | 2187 | 2002 | 2011 | 1508 | 1551 | 280 | 289 | 10,574 | 10,580 | 21,154 |
| Benue | 22207 | 22100 | 21521 | 21480 | 21381 | 21220 | 19575 | 19481 | 16576 | 16354 | 11559 | 10420 | 112,819 | 111,055 | 223,874 |
| Borno | 8201 | 8189 | 6759 | 6793 | 5894 | 6136 | 5146 | 5584 | 4425 | 4549 | 3054 | 3076 | 33,479 | 34,327 | 67,806 |
| cross River | 5546 | 5774 | 5603 | 5878 | 5131 | 5869 | 5517 | 5502 | 4743 | 5550 | 4962 | 6088 | 31,502 | 34,661 | 66,163 |
| Delta | 17411 | 18173 | 16594 | 17051 | 16027 | 15951 | 14810 | 14799 | 11930 | 12336 | 5982 | 5966 | 82,754 | 84,276 | 167,030 |
| Ebonyi | 13946 | 13998 | 12434 | 12592 | 12362 | 12189 | 12432 | 12193 | 12970 | 13042 | 13269 | 13379 | 77,413 | 77,393 | 154,806 |
| Edo | 15743 | 15463 | 13168 | 13669 | 15140 | 14962 | 13386 | 13877 | 14188 | 14299 | 13224 | 13770 | 84,849 | 86,040 | 170,889 |
| Ekiti | 4272 | 4219 | 3670 | 3649 | 3382 | 3309 | 2601 | 2623 | 2064 | 1910 | 756 | 645 | 16,745 | 16,355 | 33,100 |
| Enugu | 24228 | 23257 | 24624 | 23342 | 23984 | 23441 | 23619 | 24183 | 24099 | 23617 | 23683 | 23729 | 144,237 | 141,569 | 285,806 |
| FCT | 8376 | 8248 | 7880 | 8264 | 7467 | 7719 | 7251 | 7151 | 5462 | 5292 | 1703 | 1675 | 38,139 | 38,349 | 76,488 |
| Gombe | 8913 | 8532 | 8256 | 7706 | 7427 | 6891 | 6435 | 5962 | 5048 | 4722 | 3054 | 2788 | 39,133 | 36,601 | 75,734 |
| Imo | 25360 | 51351 | 17641 | 35665 | 16901 | 33936 | 16261 | 32611 | 13763 | 27740 | 15167 | 30600 | 105,093 | 211,903 | 316,996 |
| Jigawa | 7314 | 6397 | 5738 | 5551 | 4865 | 4588 | 3671 | 3679 | 3758 | 2983 | 2794 | 2241 | 28,140 | 25,439 | 53,579 |
| kaduna | 12243 | 12051 | 10768 | 10558 | 10216 | 10215 | 9364 | 9097 | 7670 | 7367 | 3407 | 3216 | 53,668 | 52,504 | 106,172 |
| Kano | 19754 | 21001 | 17236 | 16808 | 13988 | 14554 | 12463 | 12939 | 9473 | 9777 | 4201 | 4630 | 77,115 | 79,709 | 156,824 |
| Katsina | 12175 | 10932 | 10777 | 9601 | 9641 | 8717 | 8346 | 7492 | 6363 | 5426 | 3085 | 2653 | 50,387 | 44,821 | 95,208 |
| Kebbi | 3738 | 3243 | 2988 | 2783 | 2775 | 2420 | 2372 | 1985 | 1937 | 1780 | 737 | 660 | 14,547 | 12,871 | 27,418 |
| Kogi | 5959 | 5912.5 | 7247 | 7288 | 8123 | 8060 | 7524 | 7528 | 5207 | 5274 | 3299 | 3419 | 37,359 | 37,482 | 74,841 |
| Kwara | 10423 | 10025 | 9197 | 9047 | 8884 | 8519 | 8122 | 7867 | 6172 | 6048 | 1254 | 1167 | 44,052 | 42,673 | 86,725 |
| *Lagos | 50,163 | 50,472 | 47,376 | 48,015 | 45,384 | 45,794 | 42,547 | 42,628 | 35,245 | 35,626 | 18,219 | 18,260 | 238,934 | 240,795 | 479,729 |
| Nassarawa | 17556 | 17459 | 16166 | 16110 | 15191 | 14704 | 13715 | 13054 | 10878 | 10183 | 3600 | 3453 | 77,106 | 74,963 | 152,069 |
| Niger | 17725 | 16237 | 14991 | 14294 | 14384 | 13328 | 13042 | 12213 | 11046 | 9905 | 6054 | 5396 | 77,242 | 71,373 | 148,615 |
| Ogun | 34191 | 34177 | 34032 | 34323 | 35072 | 35433 | 35608 | 35934 | 35374 | 36607 | 41964 | 44502 | 216,241 | 220,976 | 437,217 |
| Ondo | 4084 | 4173 | 3723 | 3915 | 3561 | 3705 | 3309 | 3277 | 2784 | 2790 | 1731 | 1833 | 19,192 | 19,693 | 38,885 |
| Osun | 15633 | 16227 | 14247 | 14632 | 13543 | 13648 | 12105 | 12518 | 8886 | 9972 | 2771 | 2655 | 67,185 | 69,652 | 136,837 |
| Oyo | 24970 | 24915 | 22811 | 23386 | 21887 | 22375 | 19888 | 19733 | 17529 | 17477 | 4831 | 4774 | 111,916 | 112,660 | 224,576 |
| Plateau | 9431 | 9181 | 8808 | 8715 | 8539 | 8373 | 7478 | 7474 | 6159 | 6097 | 1644 | 1462 | 42,059 | 41,302 | 83,361 |
| Rivers | 11574 | 13568 | 19629 | 19808 | 19710 | 18987 | 17017 | 16086 | 16432 | 17025 | 9845 | 9595 | 94,207 | 95,069 | 189,276 |
| Sokoto | 3621 | 2479 | 3466 | 3204 | 3079 | 2912 | 2832 | 2689 | 2313 | 1975 | 814 | 695 | 16,125 | 13,954 | 30,079 |
| Taraba | 14602 | 13647 | 13527 | 12669 | 12481 | 11787 | 10234 | 9700 | 8325 | 7555 | 4917 | 4563 | 64,086 | 59,921 | 124,007 |
| Yobe | 2148 | 2112 | 2068 | 2034 | 1887 | 1922 | 1700 | 1709 | 1598 | 1563 | 1154 | 1125 | 10,555 | 10,465 | 21,020 |
| Zamfara | 3419 | 2580 | 3102 | 2479 | 2793 | 2380 | 2315 | 1802 | 1018 | 869 | 16159 | 12967 | 28,806 | 23,077 | 51,883 |
| National | 524,349 | 548,535 | 506,441 | 516,469 | 476,093 | 490,618 | 431,902 | 448,952 | 379,787 | 396,148 | 264,690 | 278,612 | 2,583,262 | 2,679,334 | 5,262,596 |

Note * Private Schools Data for 2018 Lagos was reported for 2019

Table 2. 13: Enrolment in Public and Private Primary Schools by State, Class & Gender: 2018/2019

| State | Primary 1 | | Primary 2 | | Primary 3 | | Primary 4 | | Primary 5 | | Primary 6 | | Total | | |
|-------------|-----------|-----------|-----------|-----------|-----------|-----------|-----------|-----------|-----------|-----------|-----------|-----------|------------|------------|------------|
| | Male | Female | Male | Female | Male | Female | Male | Female | Male | Female | Male | Female | Male | Female | M+F |
| Abia | 27,306 | 26,394 | 24,566 | 24,838 | 24,265 | 24,350 | 24,604 | 24,915 | 24,070 | 24,072 | 21,027 | 20,798 | 145,838 | 145,367 | 291,205 |
| Adamawa | 76,446 | 72,412 | 71,135 | 66,185 | 66,267 | 61,992 | 60,742 | 56,830 | 55,038 | 50,885 | 48,499 | 47,280 | 378,127 | 355,584 | 733,711 |
| Akwa-Ibom | 140,419 | 158,182 | 157,455 | 166,571 | 166,647 | 175,263 | 132,919 | 150,788 | 154,068 | 155,465 | 131,347 | 139,333 | 882,855 | 945,602 | 1,828,457 |
| Anambra | 37,353 | 36,750 | 35,625 | 35,427 | 36,294 | 35,792 | 36,331 | 35,214 | 35,927 | 34,582 | 37,793 | 37,566 | 219,323 | 215,331 | 434,654 |
| Bauchi | 137,727 | 123,175 | 124,929 | 112,499 | 115,830 | 103,670 | 94,525 | 84,491 | 80,291 | 70,734 | 70,269 | 60,346 | 623,571 | 554,915 | 1,178,486 |
| Bayelsa | 9,593 | 9,221 | 8,811 | 8,546 | 8,664 | 8,442 | 8,592 | 8,354 | 7,628 | 7,535 | 5,958 | 5,726 | 49,246 | 47,824 | 97,070 |
| Benue | 63,416 | 60,574 | 58,044 | 55,159 | 55,070 | 52,162 | 49,301 | 46,324 | 41,794 | 38,425 | 33,480 | 27,984 | 301,105 | 280,628 | 581,733 |
| Borno | 60,549 | 58,206 | 53,488 | 52,570 | 53,705 | 53,147 | 49,502 | 48,827 | 44,096 | 42,852 | 38,424 | 38,113 | 299,764 | 293,715 | 593,479 |
| cross River | 19,994 | 20,189 | 19,961 | 20,191 | 19,527 | 20,181 | 19,768 | 19,983 | 18,938 | 19,603 | 18,954 | 20,070 | 117,142 | 120,217 | 237,359 |
| Delta | 41,988 | 42,042 | 41,136 | 41,229 | 42,539 | 41,834 | 42,711 | 41,807 | 39,572 | 39,238 | 34,508 | 34,722 | 242,454 | 240,872 | 483,326 |
| Ebonyi | 37,334 | 37,196 | 32,816 | 32,788 | 32,331 | 30,904 | 31,876 | 30,919 | 33,191 | 30,850 | 33,552 | 31,790 | 201,100 | 194,447 | 395,547 |
| Edo | 42,666 | 41,761 | 38,598 | 38,627 | 42,113 | 40,868 | 40,300 | 40,190 | 41,110 | 40,558 | 41,614 | 41,673 | 246,401 | 243,677 | 490,078 |
| Ekiti | 19,235 | 19,801 | 20,842 | 17,821 | 17,290 | 17,515 | 14,629 | 16,355 | 15,952 | 15,533 | 15,550 | 15,083 | 103,498 | 102,108 | 205,606 |
| Enugu | 39,625 | 38,506 | 38,964 | 37,586 | 38,973 | 38,114 | 38,753 | 38,906 | 39,458 | 38,271 | 39,147 | 38,734 | 234,920 | 230,117 | 465,037 |
| FCT | 27,271 | 26,059 | 28,372 | 28,608 | 28,627 | 28,827 | 27,664 | 27,494 | 25,305 | 24,902 | 20,220 | 19,939 | 157,459 | 155,829 | 313,288 |
| Gombe | 65,371 | 55,667 | 59,379 | 50,992 | 55,275 | 47,033 | 48,976 | 42,116 | 41,565 | 36,366 | 36,590 | 31,039 | 307,156 | 263,213 | 570,369 |
| Imo | 81,614 | 108,083 | 72,066 | 91,935 | 72,542 | 91,360 | 69,926 | 86,404 | 70,027 | 83,069 | 66,726 | 83,698 | 432,901 | 544,549 | 977,450 |
| Jigawa | 104,704 | 105,921 | 90,798 | 90,448 | 80,188 | 76,317 | 72,349 | 66,244 | 67,026 | 59,546 | 61,726 | 53,572 | 476,791 | 452,048 | 928,839 |
| kaduna | 228,569 | 214,540 | 198,628 | 185,139 | 179,493 | 170,503 | 151,300 | 143,628 | 122,660 | 115,025 | 98,661 | 91,611 | 979,311 | 920,446 | 1,899,757 |
| Kano | 354,433 | 406,889 | 326,733 | 392,734 | 294,939 | 316,948 | 259,637 | 273,085 | 226,816 | 233,971 | 188,878 | 195,198 | 1,651,436 | 1,818,825 | 3,470,261 |
| Katsina | 218,426 | 244,771 | 199,738 | 196,544 | 184,423 | 167,908 | 164,579 | 146,164 | 150,135 | 128,578 | 137,784 | 119,626 | 1,055,085 | 1,003,591 | 2,058,676 |
| Kebbi | 78,943 | 50,189 | 69,368 | 43,461 | 60,963 | 37,656 | 46,953 | 29,621 | 43,249 | 27,269 | 35,899 | 22,447 | 335,375 | 210,643 | 546,018 |
| Kogi | 34,206 | 34,250 | 32,286 | 33,056 | 32,590 | 32,239 | 30,321 | 30,997 | 26,927 | 27,288 | 23,992 | 23,445 | 180,322 | 181,275 | 361,597 |
| Kwara | 28,755 | 26,351 | 25,422 | 23,997 | 25,108 | 23,128 | 23,694 | 22,087 | 20,664 | 19,536 | 15,325 | 13,964 | 138,968 | 129,063 | 268,031 |
| Lagos | 74,480 | 74,197 | 74,457 | 75,192 | 76,499 | 77,548 | 77,736 | 78,136 | 76,278 | 78,778 | 60,156 | 61,588 | 439,606 | 445,439 | 885,045 |
| Nassarawa | 50,034 | 44,505 | 44,680 | 40,503 | 42,345 | 38,528 | 39,122 | 34,966 | 34,627 | 31,512 | 25,974 | 22,154 | 236,782 | 212,168 | 448,950 |
| Niger | 124,051 | 97,482 | 98,104 | 77,456 | 85,289 | 67,410 | 73,025 | 58,936 | 64,377 | 51,397 | 49,558 | 39,725 | 494,404 | 392,406 | 886,810 |
| Ogun | 67,576 | 65,456 | 64,753 | 63,271 | 66,360 | 64,773 | 65,641 | 64,339 | 65,041 | 65,025 | 82,986 | 93,976 | 412,357 | 416,840 | 829,197 |
| Ondo | 64,537 | 66,105 | 63,431 | 64,803 | 65,438 | 65,211 | 65,601 | 66,158 | 65,852 | 64,562 | 64,547 | 65,085 | 389,406 | 391,924 | 781,330 |
| Osun | 31,266 | 32,454 | 28,494 | 29,264 | 27,086 | 27,296 | 24,210 | 25,036 | 17,772 | 19,944 | 5,542 | 5,310 | 134,370 | 139,304 | 273,674 |
| Oyo | 150,450 | 159,313 | 152,024 | 163,231 | 144,784 | 153,041 | 144,548 | 152,128 | 138,808 | 149,215 | 137,170 | 142,827 | 867,784 | 919,755 | 1,787,539 |
| Plateau | 65,589 | 64,591 | 56,338 | 55,747 | 53,291 | 53,155 | 47,850 | 47,276 | 41,122 | 40,509 | 31,407 | 29,990 | 295,597 | 291,268 | 586,865 |
| Rivers | 27,721 | 29,369 | 35,114 | 35,198 | 36,351 | 35,718 | 33,578 | 32,781 | 32,202 | 32,659 | 23,517 | 23,040 | 188,483 | 188,765 | 377,248 |
| Sokoto | 126,124 | 93,180 | 105,553 | 81,684 | 94,045 | 69,649 | 77,417 | 54,022 | 63,320 | 41,917 | 44,803 | 29,562 | 511,262 | 370,014 | 881,276 |
| Taraba | 89,768 | 74,276 | 80,342 | 67,808 | 74,473 | 64,093 | 62,617 | 53,166 | 53,706 | 46,111 | 44,225 | 37,374 | 405,131 | 342,828 | 747,959 |
| Yobe | 67,280 | 57,010 | 61,174 | 50,895 | 58,096 | 48,614 | 472,827 | 44,668 | 46,434 | 42,626 | 41,930 | 34,514 | 747,741 | 278,327 | 1,026,068 |
| Zamfara | 78,923 | 52,755 | 71,436 | 46,441 | 54,266 | 36,075 | 44,491 | 31,010 | 34,590 | 23,419 | 370,886 | 242,726 | 654,592 | 432,426 | 1,087,018 |
| National | 2,993,742 | 2,927,822 | 2,765,060 | 2,698,444 | 2,611,986 | 2,497,264 | 2,768,615 | 2,254,365 | 2,159,636 | 2,051,827 | 2,238,624 | 2,041,628 | 15,537,663 | 14,471,350 | 30,009,013 |

2.4 Teachers

2.4.1 National Summary of Teachers

Table 2.14 and Figure 2.5 present the national summary of statistics on qualified teachers as a function of total number of public and private primary schools for five academic years, 2014/2015 – 2018/2019. Qualified teachers are teachers who possess the minimum teaching qualification of the Nigeria Certificate in Education (NCE) or have post-graduate diploma or certificate in addition to their university degrees or equivalent qualifications.

Table 2. 14: National Summary of Primary School Teachers and Qualified Teachers by Gender: 2014/2015-2018/2019

| YEAR | All Teachers | | | Qualified Teachers | | |
|-----------|--------------|---------|---------|--------------------|---------|---------|
| | Male | Female | Total | Male | Female | Total |
| 2014/2015 | 270,882 | 252,547 | 523,429 | 187,124 | 223,107 | 410,231 |
| 2015/2016 | 238,431 | 214,817 | 453,248 | 165,093 | 189,163 | 354,256 |
| 2016/2017 | 247,472 | 232,640 | 472,077 | 162,380 | 183,421 | 345,801 |
| 2017/2018 | 422,223 | 491,356 | 913,579 | 269,151 | 298,882 | 568,033 |
| 2018/2019 | 369,734 | 487,148 | 856,882 | 298,972 | 423,828 | 722,800 |

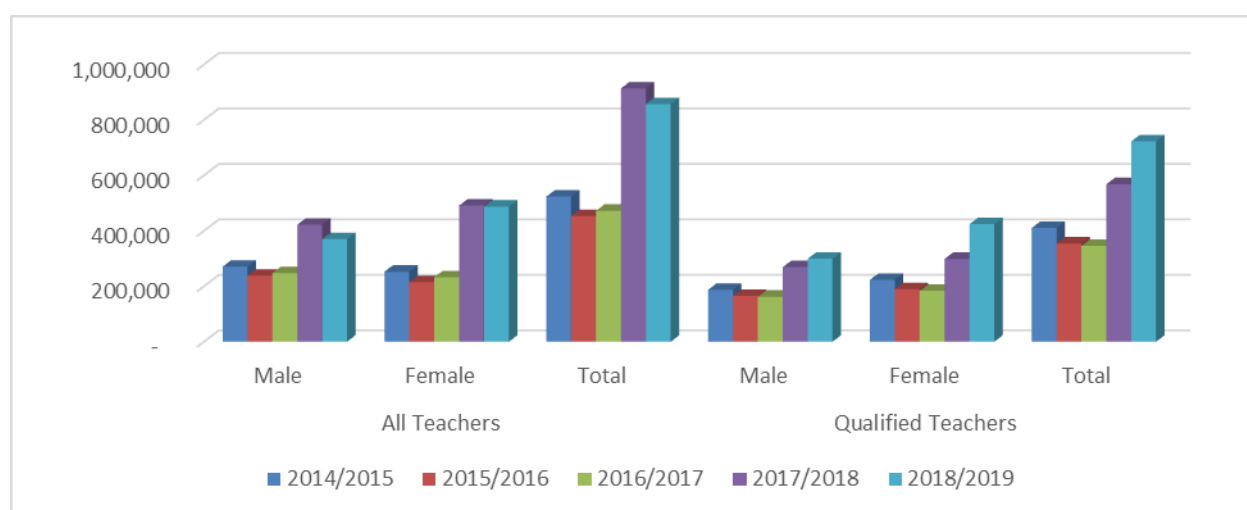


Figure 2. 4: National Summary of Primary School Teachers and Qualified Teachers by Gender: 2014/2015-2018/2019

2.4.2 State Level Teacher Qualifications

Tables 2.15 – 2.18 present the statistics on number and proportion of qualified teachers in each state of the federation by gender.

Table 2. 15: Teachers in Public and Private Primary Schools by State and Gender 2018/2019

| State | Public Teachers | | | Private Teachers | | | Total | | |
|-------------|-----------------|---------|---------|------------------|---------|---------|---------|---------|---------|
| | Male | Female | Total | Male | Female | Total | Male | Female | Total |
| Abia | 830 | 6,934 | 7,764 | 875 | 7,233 | 8,108 | 1,705 | 14,167 | 15,872 |
| Adamawa | 3,413 | 1,200 | 4,613 | 2,515 | 3,040 | 5,555 | 5,928 | 4,240 | 10,168 |
| Akwabom | 2,624 | 7,672 | 10,296 | 3,048 | 6,155 | 9,203 | 5,672 | 13,827 | 19,499 |
| Anambra | 842 | 9,413 | 10,255 | 489 | 3,814 | 4,303 | 1,331 | 13,227 | 14,558 |
| Bauchi | 12,409 | 6,346 | 18,755 | 3,377 | 1,689 | 5,066 | 15,786 | 8,035 | 23,821 |
| Bayelsa | 2,091 | 3,491 | 5,582 | 490 | 732 | 1,222 | 2,581 | 4,223 | 6,804 |
| Benue | 6,447 | 3,954 | 10,401 | 1,231 | 1,073 | 2,304 | 7,678 | 5,027 | 12,705 |
| Borno | 1,290 | 719 | 2,009 | NA | NA | NA | 1,290 | 719 | 2,009 |
| Cross River | 1,207 | 1,349 | 2,556 | 13,178 | 18,830 | 32,008 | 14,385 | 20,179 | 34,564 |
| Delta | 2,722 | 8,817 | 11,539 | 2,293 | 9,994 | 12,287 | 5,015 | 18,811 | 23,826 |
| Ebonyi | 3,022 | 5,040 | 8,062 | 1,269 | 81 | 1,350 | 4,291 | 5,121 | 9,412 |
| Edo | 2,571 | 7,013 | 9,584 | 2,200 | 4,875 | 7,075 | 4,771 | 11,888 | 16,659 |
| Ekiti | 1,686 | 4,634 | 6,320 | 118 | 222 | 340 | 1,804 | 4,856 | 6,660 |
| Enugu | 2,374 | 5,063 | 7,437 | 2,640 | 4,706 | 7,346 | 5,014 | 9,769 | 14,783 |
| FCT | 5,470 | 5,756 | 11,226 | 1,166 | 2,079 | 3,245 | 6,636 | 7,835 | 14,471 |
| Gombe | 20,894 | 12,303 | 33,197 | 1,060 | 1,424 | 2,484 | 21,954 | 13,727 | 35,681 |
| Imo | 240 | 10,208 | 10,448 | 1,688 | 9,765 | 11,453 | 1,928 | 19,973 | 21,901 |
| Jigawa | 6,523 | 1,210 | 7,733 | 480 | 183 | 663 | 7,003 | 1,393 | 8,396 |
| Kaduna | 18,182 | 19,775 | 37,957 | 8,720 | 10,853 | 19,573 | 26,902 | 30,628 | 57,530 |
| Kano | 34,337 | 12,183 | 46,520 | 3,111 | 3,119 | 6,230 | 37,448 | 15,302 | 52,750 |
| Katsina | 20,606 | 6,817 | 27,423 | 1,268 | 842 | 2,110 | 21,874 | 7,659 | 29,533 |
| Kebbi | 3,753 | 11,202 | 14,955 | 749 | 492 | 1,241 | 4,502 | 11,694 | 16,196 |
| Kogi | 11,880 | 14,275 | 26,155 | 2,536 | 3,572 | 6,108 | 14,416 | 17,847 | 32,263 |
| Kwara | 4,869 | 7,265 | 12,134 | 2,761 | 5,433 | 8,194 | 7,630 | 12,698 | 20,328 |
| Lagos | 2,291 | 6,807 | 9,098 | 13,015 | 38,103 | 51,118 | 15,306 | 44,910 | 60,216 |
| Nassarawa | 4,750 | 2,875 | 7,625 | 5,958 | 3,834 | 9,792 | 10,708 | 6,709 | 17,417 |
| Niger | 11,439 | 12,964 | 24,403 | 12,624 | 12,960 | 25,584 | 24,063 | 25,924 | 49,987 |
| Ogun | 4,165 | 12,240 | 16,405 | 12,149 | 33,456 | 45,605 | 16,314 | 45,696 | 62,010 |
| Ondo | 3,806 | 3,264 | 7,070 | 519 | 455 | 974 | 4,325 | 3,719 | 8,044 |
| Osun | 2,858 | 7,655 | 10,513 | 2,322 | 5,916 | 8,238 | 5,180 | 13,571 | 18,751 |
| Oyo | 5,841 | 15,740 | 21,581 | 5,367 | 13,015 | 18,382 | 11,208 | 28,755 | 39,963 |
| Plateau | 8,086 | 6,098 | 14,184 | 490 | 1,116 | 1,606 | 8,576 | 7,214 | 15,790 |
| Rivers | 1,877 | 4,066 | 5,943 | 5,308 | 12,624 | 17,932 | 7,185 | 16,690 | 23,875 |
| Sokoto | 1,149 | 2,884 | 4,033 | 1,337 | 202 | 1,539 | 2,486 | 3,086 | 5,572 |
| Taraba | 11,192 | 5,166 | 16,358 | 9,072 | 6,033 | 15,105 | 20,264 | 11,199 | 31,463 |
| Yobe | 4,267 | 2,389 | 6,656 | 4,267 | 2,389 | 6,656 | 8,534 | 4,778 | 13,312 |
| Zamfara | 7,814 | 1,942 | 9,756 | 227 | 110 | 337 | 8,041 | 2,052 | 10,093 |
| National | 239,817 | 256,729 | 496,546 | 129,917 | 230,419 | 360,336 | 369,734 | 487,148 | 856,882 |

NA: Data Not Available

Table 2. 16: Number and Proportion of Qualified Teachers in Public Primary Schools by State and Gender: 2018/2019

| State | Teachers | | | Qualified Teachers | | |
|-----------------|----------------|----------------|----------------|--------------------|----------------|----------------|
| | Male | Female | Total | Male | Female | Total |
| Abia | 830 | 6,934 | 7,764 | 800 | 6,848 | 7,648 |
| Adamawa | 3,413 | 1,200 | 4,613 | 2,866 | 1,021 | 3,887 |
| Akwa-Ibom | 2,624 | 7,672 | 10,296 | 2,624 | 7,672 | 10,296 |
| Anambra | 842 | 9,413 | 10,255 | 627 | 9,052 | 9,679 |
| Bauchi | 12,409 | 6,346 | 18,755 | 9,995 | 5,881 | 15,876 |
| Bayelsa | 2,091 | 3,491 | 5,582 | 2,083 | 3,488 | 5,571 |
| Benue | 6,447 | 3,954 | 10,401 | 6,258 | 3,868 | 10,126 |
| Borno | 1,290 | 719 | 2,009 | 1,126 | 656 | 1,782 |
| Cross River | 1,207 | 1,349 | 2,556 | 397 | 121 | 518 |
| Delta | 2,722 | 8,817 | 11,539 | 2,228 | 7,493 | 9,721 |
| Ebonyi | 3,022 | 5,040 | 8,062 | 2,828 | 4,899 | 7,727 |
| Edo | 2,571 | 7,013 | 9,584 | 2,401 | 6,935 | 9,336 |
| Ekiti | 1,686 | 4,634 | 6,320 | 1,643 | 4,556 | 6,199 |
| Enugu | 2,374 | 5,063 | 7,437 | 1,948 | 4,734 | 6,682 |
| FCT | 5,470 | 5,756 | 11,226 | 5,253 | 5,527 | 10,780 |
| Gombe | 20,894 | 12,303 | 33,197 | 12,503 | 8,977 | 21,480 |
| Imo | 240 | 10,208 | 10,448 | 240 | 10,208 | 10,448 |
| Jigawa | 6,523 | 1,210 | 7,733 | 5,061 | 906 | 5,967 |
| Kaduna | 18,182 | 19,775 | 37,957 | 18,083 | 19,632 | 37,715 |
| Kano | 34,337 | 12,183 | 46,520 | 23,911 | 8,270 | 32,181 |
| Katsina | 20,606 | 6,817 | 27,423 | 15,849 | 5,906 | 21,755 |
| Kebbi | 3,753 | 11,202 | 14,955 | 2,941 | 7,744 | 10,685 |
| Kogi | 11,880 | 14,275 | 26,155 | 6,487 | 7,842 | 14,329 |
| Kwara | 4,869 | 7,265 | 12,134 | 4,065 | 6,855 | 10,920 |
| Lagos | 2,291 | 6,807 | 9,098 | 2,099 | 6,450 | 8,549 |
| Nassarawa | 4,750 | 2,875 | 7,625 | 4,279 | 2,586 | 6,865 |
| Niger | 11,439 | 12,964 | 24,403 | 10,302 | 12,406 | 22,708 |
| Ogun | 4,165 | 12,240 | 16,405 | 4,079 | 10,178 | 14,257 |
| Ondo | 3,806 | 3,264 | 7,070 | 3,806 | 4,695 | 8,501 |
| Osun | 2,858 | 7,655 | 10,513 | 2,858 | 7,655 | 10,513 |
| Oyo | 5,841 | 15,740 | 21,581 | 5,841 | 15,740 | 21,581 |
| Plateau | 8,086 | 6,098 | 14,184 | 7,293 | 5,559 | 12,852 |
| Rivers | 1,877 | 4,066 | 5,943 | 1,509 | 3,500 | 5,009 |
| Sokoto | 1,149 | 2,884 | 4,033 | 6,063 | 1,878 | 7,941 |
| Taraba | 11,192 | 5,166 | 16,358 | 9,382 | 4,394 | 13,776 |
| Yobe | 4,267 | 2,389 | 6,656 | 2,698 | 1,730 | 4,428 |
| Zamfara | 7,814 | 1,942 | 9,756 | 5,012 | 1,559 | 6,571 |
| National | 239,817 | 256,729 | 496,546 | 197,438 | 227,421 | 424,859 |

Table 2. 17: Number and Proportion of Qualified Teachers in Private Primary Schools by State and Gender: 2018/2019

| State | Teachers | | | Qualified Teachers | | |
|-----------------|----------------|----------------|----------------|--------------------|----------------|----------------|
| | Male | Female | Total | Male | Female | Total |
| Abia | 875 | 7,233 | 8,108 | 466 | 3,318 | 3,784 |
| Adamawa | 2,515 | 3,040 | 5,555 | 2,145 | 2,704 | 4,849 |
| Akwa-Ibom | 3,048 | 6,155 | 9,203 | 3,048 | 6,155 | 9,203 |
| Anambra | 489 | 3,814 | 4,303 | 417 | 3,356 | 3,773 |
| Bauchi | 3,377 | 1,689 | 5,066 | 2,741 | 1,371 | 4,112 |
| Bayelsa | 490 | 732 | 1,222 | 429 | 651 | 1,080 |
| Benue | 1,231 | 1,073 | 2,304 | 1,089 | 953 | 2,042 |
| Borno | NA | NA | NA | NA | NA | NA |
| Cross River | 13,178 | 18,830 | 32,008 | 11,853 | 17,709 | 29,562 |
| Delta | 2,293 | 9,994 | 12,287 | 1,108 | 4,465 | 5,573 |
| Ebonyi | 1,269 | 81 | 1,350 | 1,230 | 81 | 1,311 |
| Edo | 2,200 | 4,875 | 7,075 | 2,070 | 4,837 | 6,907 |
| Ekiti | 118 | 222 | 340 | 75 | 197 | 272 |
| Enugu | 2,640 | 4,706 | 7,346 | 2,011 | 3,973 | 5,984 |
| FCT | 1,166 | 2,079 | 3,245 | 844 | 1,674 | 2,518 |
| Gombe | 1,060 | 1,424 | 2,484 | 442 | 1,065 | 1,507 |
| Imo | 1,688 | 9,765 | 11,453 | 1,688 | 9,765 | 11,453 |
| Jigawa | 480 | 183 | 663 | 373 | 162 | 535 |
| kaduna | 8,720 | 10,853 | 19,573 | 7,314 | 8,752 | 16,066 |
| Kano | 3,111 | 3,119 | 6,230 | 2,067 | 2,168 | 4,235 |
| Katsina | 1,268 | 842 | 2,110 | 740 | 515 | 1,255 |
| Kebbi | 749 | 492 | 1,241 | 437 | 296 | 733 |
| Kogi | 2,536 | 3,572 | 6,108 | 1,551 | 2,684 | 4,235 |
| Kwara | 2,761 | 5,433 | 8,194 | 2,487 | 4,933 | 7,420 |
| Lagos | 13,015 | 38,103 | 51,118 | 12,589 | 36,155 | 48,744 |
| Nassarawa | 5,958 | 3,834 | 9,792 | 4,918 | 3,046 | 7,964 |
| Niger | 12,624 | 12,960 | 25,584 | 9,917 | 11,517 | 21,434 |
| Ogun | 12,149 | 33,456 | 45,605 | 12,149 | 33,456 | 45,605 |
| Ondo | 519 | 455 | 974 | 519 | 455 | 974 |
| Osun | 2,322 | 5,916 | 8,238 | 2,322 | 5,916 | 8,238 |
| Oyo | 5,367 | 13,015 | 18,382 | 3,516 | 9,955 | 13,471 |
| Plateau | 490 | 1,116 | 1,606 | 490 | 1,116 | 1,606 |
| River | 5,308 | 12,624 | 17,932 | 2,785 | 8,052 | 10,837 |
| Sokoto | 1,337 | 202 | 1,539 | 828 | 119 | 947 |
| Taraba | 9,072 | 6,033 | 15,105 | 4,653 | 4,712 | 9,365 |
| Yobe | 4,267 | 2,389 | 6,656 | 35 | 28 | 63 |
| Zamfara | 227 | 110 | 337 | 188 | 96 | 284 |
| National | 129,917 | 230,419 | 360,336 | 101,534 | 196,407 | 297,941 |

NA : Data Not Available

Table 2. 18: Number and Proportion of Qualified Teachers in Public and Private Primary Schools by State and Gender: 2018/2019

| State | Teachers | | | Qualified Teachers | | |
|-----------------|----------------|----------------|----------------|--------------------|---------------|---------------|
| | Male | Female | Total | Male | Female | Total |
| Abia | 1,705 | 14,167 | 15,872 | 1266 | 10166 | 11432 |
| Adamawa | 5,928 | 4,240 | 10,168 | 5011 | 3725 | 8736 |
| Akwa-Ibom | 5,672 | 13,827 | 19,499 | 5672 | 13827 | 19499 |
| Anambra | 1,331 | 13,227 | 14,558 | 1044 | 12408 | 13452 |
| Bauchi | 15,786 | 8,035 | 23,821 | 12736 | 7252 | 19988 |
| Bayelsa | 2,581 | 4,223 | 6,804 | 2512 | 4139 | 6651 |
| Benue | 7,678 | 5,027 | 12,705 | 7347 | 4821 | 12168 |
| Borno | 1,290 | 719 | 2,009 | 1126 | 656 | 1782 |
| Cross River | 14,385 | 20,179 | 34,564 | 12250 | 17830 | 30080 |
| Delta | 5,015 | 18,811 | 23,826 | 3336 | 11958 | 15294 |
| Ebonyi | 4,291 | 5,121 | 9,412 | 4058 | 4980 | 9038 |
| Edo | 4,771 | 11,888 | 16,659 | 4471 | 11772 | 16243 |
| Ekiti | 1,804 | 4,856 | 6,660 | 1718 | 4753 | 6471 |
| Enugu | 5,014 | 9,769 | 14,783 | 3959 | 8707 | 12666 |
| FCT | 6,636 | 7,835 | 14,471 | 6097 | 7201 | 13298 |
| Gombe | 21,954 | 13,727 | 35,681 | 12945 | 10042 | 22987 |
| Imo | 1,928 | 19,973 | 21,901 | 1928 | 19973 | 21901 |
| Jigawa | 7,003 | 1,393 | 8,396 | 5434 | 1068 | 6502 |
| Kaduna | 26,902 | 30,628 | 57,530 | 25397 | 28384 | 53781 |
| Kano | 37,448 | 15,302 | 52,750 | 25978 | 10438 | 36416 |
| Katsina | 21,874 | 7,659 | 29,533 | 16589 | 6421 | 23010 |
| Kebbi | 4,502 | 11,694 | 16,196 | 3378 | 8040 | 11418 |
| Kogi | 14,416 | 17,847 | 32,263 | 8038 | 10526 | 18564 |
| Kwara | 7,630 | 12,698 | 20,328 | 6552 | 11788 | 18340 |
| Lagos | 15,306 | 44,910 | 60,216 | 14688 | 42605 | 57293 |
| Nassarawa | 10,708 | 6,709 | 17,417 | 9197 | 5632 | 14829 |
| Niger | 24,063 | 25,924 | 49,987 | 20219 | 23923 | 44142 |
| Ogun | 16,314 | 45,696 | 62,010 | 16228 | 43634 | 59862 |
| Ondo | 4,325 | 3,719 | 8,044 | 4325 | 5150 | 9475 |
| Osun | 5,180 | 13,571 | 18,751 | 5180 | 13571 | 18751 |
| Oyo | 11,208 | 28,755 | 39,963 | 9357 | 25695 | 35052 |
| Plateau | 8,576 | 7,214 | 15,790 | 7783 | 6675 | 14458 |
| River | 7,185 | 16,690 | 23,875 | 4294 | 11552 | 15846 |
| Sokoto | 2,486 | 3,086 | 5,572 | 6891 | 1997 | 8888 |
| Taraba | 20,264 | 11,199 | 31,463 | 14035 | 9106 | 23141 |
| Yobe | 8,534 | 4,778 | 13,312 | 2733 | 1758 | 4491 |
| Zamfara | 8,041 | 2,052 | 10,093 | 5200 | 1655 | 6855 |
| National | 369,734 | 487,148 | 856,882 | 298972 | 423828 | 722800 |

2.5 Facilities

This section presents statistics on facilities available in each of the state's public and private primary schools—classrooms and toilets.

Table 2. 19: Number and Condition of Classrooms in Public and Private Primary Schools by State: 2018/2019

| State | Public | | | Private | | | Total | | |
|-------------|----------------|---------------|--------|----------------|---------------|--------|----------------|---------------|--------|
| | Good Classroom | Bad Classroom | Total | Good Classroom | Bad Classroom | Total | Good Classroom | Bad Classroom | Total |
| Abia | 2673 | 3005 | 5678 | 5193 | 789 | 5982 | 7866 | 3794 | 11660 |
| Adamawa | 6042 | 3150 | 9192 | 3046 | 937 | 3983 | 9088 | 4087 | 13175 |
| Akwa-Ibom | 8848 | 8218 | 17066 | 10964 | 1944 | 12908 | 19812 | 10162 | 29974 |
| Anambra | 3062 | 184 | 3246 | 1111 | 20 | 1131 | 4173 | 204 | 4377 |
| Bauchi | 9683 | 585 | 10268 | 845 | 422 | 1267 | 10528 | 1007 | 11535 |
| Bayelsa | 3076 | 232 | 3308 | 249 | 1068 | 1317 | 3325 | 1300 | 4625 |
| Benue | 7473 | 3612 | 11085 | 3036 | 108 | 3144 | 10509 | 3720 | 14229 |
| Borno | 4178 | 1501 | 5679 | NA | NA | NA | 4178 | 1501 | 5679 |
| Cross River | 10438 | 1988 | 12426 | NA | NA | NA | 10438 | 1988 | 12426 |
| Delta | 5260 | 3228 | 8488 | 10853 | 496 | 11349 | 16113 | 3724 | 19837 |
| Ebonyi | 4276 | 3998 | 8274 | 1128 | 93 | 1221 | 5404 | 4091 | 9495 |
| Edo | 5599 | 3628 | 9227 | 8691 | 801 | 57 | 14290 | 4429 | 18719 |
| Ekiti | 525 | 451 | 976 | 610 | 739 | 1349 | 1135 | 1190 | 2325 |
| Enugu | 2689 | 73 | 2762 | 3500 | 423 | 3923 | 6189 | 496 | 6685 |
| FCT | 3689 | 1701 | 5390 | 2582 | 34 | 2616 | 6271 | 1735 | 8006 |
| Gombe | 5911 | 6751 | 12662 | NA | NA | NA | 5911 | 6751 | 12662 |
| Imo | 6612 | 1560 | 8172 | 2252 | 315 | 2567 | 8864 | 1875 | 10739 |
| Jigawa | 5648 | 3294 | 8942 | 434 | 368 | 802 | 6082 | 3662 | 9744 |
| Kaduna | 21352 | 6989 | 28341 | 3238 | 123 | 3361 | 24590 | 7112 | 31702 |
| Kano | 6204 | 3723 | 9927 | 505 | 151 | 656 | 6709 | 3874 | 10583 |
| Katsina | 15159 | 613 | 15772 | 5688 | 191 | 5879 | 20847 | 804 | 21651 |
| Kebbi | 21 | 10 | 31 | 1450 | 63 | 1513 | 1471 | 73 | 1544 |
| Kogi | 1931 | 489 | 2420 | 1551 | 2480 | 4031 | 3482 | 2969 | 6451 |
| Kwara | 8085 | 460 | 8545 | 7011 | 582 | 7593 | 15096 | 1042 | 16138 |
| Lagos | 2089 | 39 | 2128 | 23600 | 200 | 23800 | 25689 | 239 | 25928 |
| Nassarawa | 4123 | 4120 | 8243 | 7534 | 533 | 8067 | 11657 | 4653 | 16310 |
| Niger | 3562 | 703 | 4265 | 15702 | 2994 | 18696 | 19264 | 3697 | 22961 |
| Ogun | 6908 | 6076 | 12984 | 39625 | 1525 | 41150 | 46533 | 7601 | 54134 |
| Ondo | 10513 | 7758 | 18271 | 11770 | 2297 | 14067 | 22283 | 10055 | 32338 |
| Osun | 6042 | 5005 | 11047 | 10155 | 758 | 10913 | 16197 | 5763 | 21960 |
| Oyo | 4495 | 789 | 5284 | NA | NA | NA | 4495 | 789 | 5284 |
| Plateau | 1734 | 638 | 2372 | 1740 | 600 | 2340 | 3474 | 1238 | 4712 |
| Rivers | 3567 | 3447 | 7014 | 28632 | NA | 28632 | 32199 | 3447 | 35646 |
| Sokoto | 6193 | 9489 | 15682 | 1029 | 35 | 1064 | 7222 | 9524 | 16746 |
| Taraba | 2307 | 577 | 2884 | 747 | 134 | 881 | 3054 | 711 | 3765 |
| Yobe | 3861 | 1295 | 5156 | 1007 | NA | 1007 | 4868 | 1295 | 6163 |
| Zamfara | 32 | 16 | 48 | 17973 | 13946 | 31919 | 18005 | 13962 | 31967 |
| National | 195510 | 112091 | 307601 | 165511 | 28325 | 193836 | 361021 | 140416 | 501437 |

NA: Data Not Available

Table 2. 20: Number of Toilets in Public Primary Schools by States: 2018/2019

| State | Pupils | | | Teachers | | |
|-----------------|---------------|---------------|----------------|---------------|---------------|---------------|
| | Male | Female | Total | Male | Female | Total |
| Abia | 281 | 244 | 525 | 173 | 191 | 364 |
| Adamawa | NA | NA | NA | NA | NA | NA |
| Akwa-Ibom | 959 | 1,005 | 1,964 | 703 | 768 | 1,471 |
| Anambra | 3,659 | 7 | 3,666 | 2 | 21 | 23 |
| Bauchi | NA | NA | NA | 10,922 | 595 | 11,517 |
| Bayelsa | 196 | 200 | 396 | 144 | 155 | 299 |
| Benue | 6,925 | 5,860 | 12,785 | 6,923 | 5,858 | 12,781 |
| Borno | | | NA | | | NA |
| Cross River | 1,900 | 1,891 | 3,791 | 1,736 | 1,880 | 3,616 |
| Delta | NA | NA | NA | NA | NA | NA |
| Ebonyi | 279 | 316 | 595 | 173 | 175 | 348 |
| Edo | 1,117 | 1,117 | 2,234 | 1,117 | 1,119 | 2,236 |
| Ekiti | 82 | 1,429 | 1,511 | 1,061 | 862 | 1,923 |
| Enugu | NA | NA | NA | NA | NA | NA |
| FCT | NA | NA | NA | NA | NA | NA |
| Gombe | 1,437 | 1,126 | 2,563 | 1,280 | 961 | 2,241 |
| Imo | 1,508 | 1,457 | 2,965 | 456 | 462 | 918 |
| Jigawa | 1,695 | 2,570 | 4,265 | 1,711 | NA | 1,711 |
| Kaduna | 15,207 | 14,961 | 30,168 | 7,938 | 6,883 | 14,821 |
| Kano | 1,177 | 1,130 | 2,307 | 734 | 328 | 1,062 |
| Katsina | 5,949 | 6,043 | 11,992 | 3,142 | 1,358 | 4,500 |
| Kebbi | 704 | 739 | 1,443 | 689 | 403 | 1,092 |
| Kogi | 1,300 | 644 | 1,944 | NA | NA | NA |
| Kwara | 533 | 852 | 1,385 | 533 | 799 | 1,332 |
| Lagos | 2,947 | 3,142 | 6,089 | 1,245 | 1,544 | 2,789 |
| Nassarawa | 1,247 | 1,076 | 2,323 | 302 | 312 | 614 |
| Niger | 737 | 658 | 1,395 | 450 | 364 | 814 |
| Ogun | 1,457 | 1,482 | 2,939 | 812 | 1,084 | 1,896 |
| Ondo | 1,286 | 1,286 | 2,572 | 1,286 | 1,286 | 2,572 |
| Osun | NA | NA | NA | NA | NA | NA |
| Oyo | 2,283 | 2,144 | 4,427 | 459 | 487 | 946 |
| Plateau | NA | NA | NA | NA | NA | NA |
| Rivers | 478 | 804 | 1,282 | 962 | 962 | 1,924 |
| Sokoto | 3,102 | 2,516 | 5,618 | 2,418 | 172 | 2,590 |
| Taraba | 6,613 | 3,170 | 9,783 | 355 | 327 | 682 |
| Yobe | 889 | 865 | 1,754 | 1,324 | 538 | 1,862 |
| Zamfara | 3,882 | 2,534 | 6,416 | 3,882 | 2,534 | 6,416 |
| National | 69,829 | 61,268 | 131,097 | 52,932 | 32,428 | 85,360 |

NA: Data Not Available

Table 2. 21: Number of Toilets in Private Primary Schools by State: 2018/2019

| State | Pupils | | | Teachers | | |
|-------------|--------|--------|--------|----------|--------|--------|
| | Male | Female | Total | Male | Female | Total |
| Abia | 1,476 | 1,249 | 2,725 | 368 | 848 | 1,216 |
| Adamawa | NA | NA | NA | NA | NA | NA |
| Akwa-Ibom | 787 | 794 | 1,581 | 491 | 538 | 1,029 |
| Anambra | 795 | 846 | 1,641 | 335 | 481 | 816 |
| Bauchi | NA | NA | NA | 10,922 | 595 | 11,517 |
| Bayelsa | 83 | 83 | 166 | 28 | 29 | 57 |
| Benue | 1,595 | 1,300 | 2,895 | 1,591 | 1,296 | 2,887 |
| Borno | NA | NA | NA | NA | NA | NA |
| Cross river | 1,161 | 1,191 | 2,352 | 1,194 | 1,220 | 2,414 |
| Delta | NA | NA | NA | NA | NA | NA |
| Ebonyi | 374 | 346 | 720 | 165 | 166 | 331 |
| Edo | 1,471 | 1,471 | 2,942 | 1,028 | 1,049 | 2,077 |
| Ekiti | 724 | 1,062 | 1,786 | 268 | 393 | 661 |
| Enugu | NA | NA | NA | NA | NA | NA |
| FCT | NA | NA | NA | NA | NA | NA |
| Gombe | NA | NA | NA | NA | NA | NA |
| Imo | 1,256 | 2,287 | 3,543 | 488 | 989 | 1,477 |
| Jigawa | 210 | 281 | 491 | 213 | NA | 213 |
| kaduna | 16,105 | 16,917 | 33,022 | 6,164 | 6,213 | 12,377 |
| Kano | 86 | 71 | 157 | 54 | 17 | 71 |
| Katsina | 1,272 | 1,197 | 2,469 | 592 | 476 | 1,068 |
| Kebbi | 233 | 249 | 482 | 133 | 101 | 234 |
| Kogi | 61 | 60 | 121 | 40 | 42 | 82 |
| Kwara | NA | NA | NA | NA | NA | NA |
| Lagos | 1,179 | 1,257 | 2,436 | 498 | 618 | 1,116 |
| Nassarawa | 1,500 | 1,578 | 3,078 | 753 | 913 | 1,666 |
| Niger | NA | NA | NA | NA | NA | NA |
| Ogun | 7,449 | 6,771 | 14,220 | 4,062 | 5,151 | 9,213 |
| Ondo | 491 | 494 | 985 | 213 | 225 | 438 |
| Osun | NA | NA | NA | NA | NA | NA |
| Oyo | NA | NA | NA | NA | NA | NA |
| Plateau | NA | NA | NA | NA | NA | NA |
| Rivers | NA | NA | NA | | | NA |
| Sokoto | NA | NA | NA | NA | NA | NA |
| Taraba | 3,119 | 1,382 | 4,501 | 128 | 120 | 248 |
| Yobe | 21 | 22 | 43 | 88 | 8 | 96 |
| Zamfara | 483 | 329 | 812 | 483 | 329 | 812 |
| National | 41,931 | 41,237 | 83,168 | 30,299 | 21,817 | 52,116 |

NA: Data Not Available

Table 2. 22: Number of Toilets in Public and Private Primary Schools by State: 2018/2019

| State | Pupils | | | Teachers | | |
|-----------------|----------------|----------------|----------------|---------------|---------------|----------------|
| | Male | Female | Total | Male | Female | Total |
| Abia | 1,757 | 1,493 | 3,250 | 541 | 1,039 | 1,580 |
| Adamawa | NA | NA | NA | NA | NA | NA |
| Akwai Ibom | 1,746 | 1,799 | 3,545 | 1,194 | 1,306 | 2,500 |
| Anambra | 4,454 | 853 | 5,307 | 337 | 502 | 839 |
| Bauchi | NA | NA | NA | 21,844 | 1,190 | 23,034 |
| Bayelsa | 279 | 283 | 562 | 172 | 184 | 356 |
| Benue | 8,520 | 7,160 | 15,680 | 8,514 | 7,154 | 15,668 |
| Borno | NA | NA | NA | NA | NA | NA |
| Cross River | 3,061 | 3,082 | 6,143 | 2,930 | 3,100 | 6,030 |
| Delta | NA | NA | NA | NA | NA | NA |
| Ebonyi | 653 | 662 | 1,315 | 338 | 341 | 679 |
| Edo | 2,588 | 2,588 | 5,176 | 2,145 | 2,168 | 4,313 |
| Ekiti | 806 | 2,491 | 3,297 | 1,329 | 1,255 | 2,584 |
| Enugu | NA | NA | NA | NA | NA | NA |
| FCT | NA | NA | NA | NA | NA | NA |
| Gombe | 1,437 | 1,126 | 2,563 | 1,280 | 961 | 2,241 |
| Imo | 2,764 | 3,744 | 6,508 | 944 | 1,451 | 2,395 |
| Jigawa | 1,905 | 2,851 | 4,756 | 1,924 | NA | 1,924 |
| Kaduna | 31,312 | 31,878 | 63,190 | 14,102 | 13,096 | 27,198 |
| Kano | 1,263 | 1,201 | 2,464 | 788 | 345 | 1,133 |
| Katsina | 7,221 | 7,240 | 14,461 | 3,734 | 1,834 | 5,568 |
| Kebbi | 937 | 988 | 1,925 | 822 | 504 | 1,326 |
| Kogi | 1,361 | 704 | 2,065 | 40 | 42 | 82 |
| Kwara | 533 | 852 | 1,385 | 533 | 799 | 1,332 |
| Lagos | 4,126 | 4,399 | 8,525 | 1,743 | 2,162 | 3,905 |
| Nassarawa | 2,747 | 2,654 | 5,401 | 1,055 | 1,225 | 2,280 |
| Niger | 737 | 658 | 1,395 | 450 | 364 | 814 |
| Ogun | 8,906 | 8,253 | 17,159 | 4,874 | 6,235 | 11,109 |
| Ondo | 1,777 | 1,780 | 3,557 | 1,499 | 1,511 | 3,010 |
| Osun | NA | NA | NA | NA | NA | NA |
| Oyo | 2,283 | 2,144 | 4,427 | 459 | 487 | 946 |
| Plateau | NA | NA | NA | NA | NA | NA |
| Rivers | 478 | 804 | 1,282 | 962 | 962 | 1,924 |
| Sokoto | 3,102 | 2,516 | 5,618 | 2,418 | 172 | 2,590 |
| Taraba | 9,732 | 4,552 | 14,284 | 483 | 447 | 930 |
| Yobe | 910 | 887 | 1,797 | 1,412 | 546 | 1,958 |
| Zamfara | 4,365 | 2,863 | 7,228 | 4,365 | 2,863 | 7,228 |
| National | 111,760 | 102,505 | 214,265 | 83,231 | 54,245 | 137,476 |

CHAPTER THREE

JUNIOR SECONDARY SCHOOL

3.0 Introduction:

The last three years of the nine-year basic education program is the junior secondary school component, comprising JSS1, JSS2 and JSS 3. Official age of enrolment into JSS1 is 12 with a completion age of 14. Students who complete junior secondary Education either proceed to senior secondary or enroll in vocational training programs. This chapter presents 2018/2019 data as collected by the thirty-six States and FCT and collated by FME.

3.1 Number of Junior Secondary Schools

Table 3. 1: Number of Public and Private JSS: 2014/2015 – 2018/2019

| Year | Public | Private | Total |
|-----------|--------|---------|-------|
| 2014/2015 | 11403 | 13026 | 24429 |
| 2015/2016 | 12520 | 20313 | 32833 |
| 2016/2017 | 13157 | 19256 | 32413 |
| 2017/2018 | 13029 | 17988 | 31017 |
| 2018/2019 | 14091 | 20607 | 34698 |

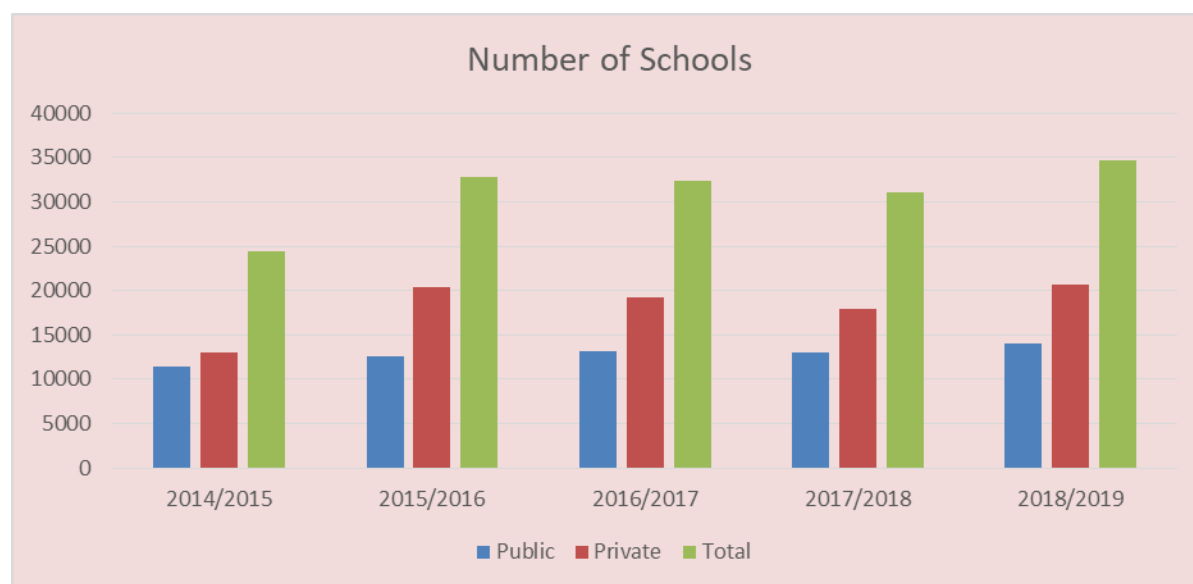


Figure 3. 1: Public and Private JSS: 2014/2015 – 2018/2019

3.1.2 Number of Public and Private Junior Secondary Schools by State: 2018/2019

Table 3. 2: Number of Public and Private Junior Secondary Schools by State: 2018/2019

| STATE | Public | | | Private | | | Total | | |
|-----------------|-------------|-------------|--------------|-------------|--------------|--------------|--------------|--------------|--------------|
| | Rural | Urban | Total | Rural | Urban | Total | Rural | Urban | Total |
| Abia | 210 | 47 | 257 | 344 | 193 | 537 | 554 | 240 | 794 |
| Adamawa | 376 | 123 | 499 | 69 | 179 | 248 | 445 | 302 | 747 |
| Akwabom | 177 | 69 | 246 | 211 | 157 | 368 | 388 | 226 | 614 |
| Anambra | 200 | 62 | 262 | 99 | 63 | 162 | 299 | 125 | 424 |
| Bauchi | 271 | 465 | 736 | 74 | 204 | 278 | 345 | 669 | 1014 |
| Bayelsa | 143 | 31 | 174 | 38 | 108 | 146 | 181 | 139 | 320 |
| Benue | 415 | 121 | 536 | 419 | 288 | 707 | 834 | 409 | 1243 |
| Borno | 522 | 457 | 979 | 108 | 324 | 432 | 630 | 781 | 1411 |
| Cross River | 241 | 63 | 304 | 287 | 169 | 456 | 528 | 232 | 760 |
| Delta | 320 | 107 | 427 | 252 | 490 | 742 | 572 | 597 | 1169 |
| Ebonyi | 233 | 34 | 267 | 257 | 77 | 334 | 490 | 111 | 601 |
| Edo | 244 | 66 | 310 | 363 | 442 | 805 | 607 | 508 | 1115 |
| Ekiti | 90 | 113 | 203 | 88 | 342 | 430 | 178 | 455 | 633 |
| Enugu | 293 | 39 | 332 | 374 | 171 | 545 | 667 | 210 | 877 |
| FCT | 82 | 87 | 169 | 149 | 215 | 364 | 231 | 302 | 533 |
| Gombe | 278 | 43 | 321 | 23 | 219 | 242 | 301 | 262 | 563 |
| Imo | 249 | 51 | 300 | 332 | 76 | 408 | 581 | 127 | 708 |
| Jigawa | 389 | 154 | 543 | 26 | 36 | 62 | 415 | 190 | 605 |
| Kaduna | 226 | 47 | 273 | 321 | 654 | 975 | 547 | 701 | 1248 |
| Kano | 737 | 424 | 1161 | 48 | 475 | 523 | 785 | 899 | 1684 |
| Katsina | 184 | 76 | 260 | 100 | 212 | 312 | 284 | 288 | 572 |
| Kebbi | 189 | 91 | 280 | 10 | 80 | 90 | 199 | 171 | 370 |
| Kogi | 452 | 111 | 563 | 155 | 130 | 285 | 607 | 241 | 848 |
| Kwara | 209 | 258 | 467 | 91 | 263 | 354 | 300 | 521 | 821 |
| Lagos | 66 | 285 | 351 | 300 | 333 | 633 | 366 | 618 | 984 |
| Nassarawa | 188 | 74 | 262 | 233 | 401 | 634 | 421 | 475 | 896 |
| Niger | 345 | 114 | 459 | 158 | 319 | 477 | 503 | 433 | 936 |
| Ogun | 166 | 171 | 337 | 489 | 893 | 1382 | 655 | 1064 | 1719 |
| Ondo | 186 | 135 | 321 | 241 | 226 | 467 | 427 | 361 | 788 |
| Osun | 164 | 278 | 442 | 199 | 418 | 617 | 363 | 696 | 1059 |
| Oyo | 220 | 353 | 573 | 829 | 3189 | 4018 | 1049 | 3542 | 4591 |
| Plateau | 226 | 49 | 275 | 475 | 319 | 794 | 701 | 368 | 1069 |
| Rivers | 220 | 89 | 309 | 222 | 859 | 1081 | 442 | 948 | 1390 |
| Sokoto | 173 | 104 | 277 | 0 | 92 | 92 | 173 | 196 | 369 |
| Taraba | 223 | 68 | 291 | 184 | 221 | 405 | 407 | 289 | 696 |
| Yobe | 98 | 36 | 134 | 6 | 60 | 66 | 104 | 96 | 200 |
| Zamfara | 121 | 70 | 191 | 14 | 122 | 136 | 135 | 192 | 327 |
| National | 9126 | 4965 | 14091 | 7588 | 13019 | 20607 | 16714 | 17984 | 34698 |

3.2 Enrolment in Public and Private JSS by Gender

3.2.1 National Summary of Public and Private Junior Secondary Schools Enrolment

Table 3. 3: Summary of Enrolment in Public and Private Junior Secondary Schools by Gender: 2014/2015-2018/2019

| Year | Public | | | Private | | | Total | | |
|-----------|---------|---------|---------|---------|--------|---------|---------|---------|---------|
| | Male | Female | Total | Male | Female | Total | Male | Female | Total |
| 2014/2015 | 2565777 | 2239375 | 4805152 | 694332 | 680807 | 1375139 | 3260109 | 2920182 | 6180291 |
| 2015/2016 | 2567056 | 2220261 | 4787317 | 526490 | 525180 | 1051670 | 3093546 | 2745441 | 5838987 |
| 2016/2017 | 2701572 | 2352307 | 5053879 | 660772 | 679679 | 1340451 | 3362344 | 3031986 | 6394330 |
| 2017/2018 | 2713663 | 2475430 | 5189093 | 822972 | 829888 | 1652860 | 3536635 | 3305318 | 6841953 |
| 2018/2019 | 2826836 | 2696946 | 5523782 | 903277 | 917603 | 1820880 | 3730113 | 3614549 | 7344662 |

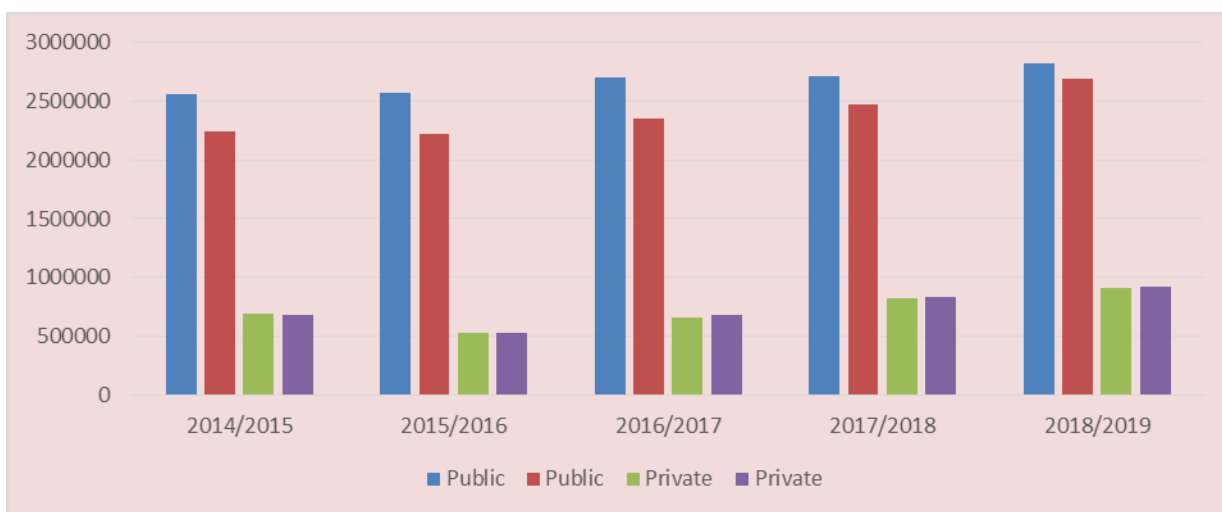


Figure 3. 2: Enrolment Trend in Public and Private Junior Secondary Schools by Gender: 2014/2015 - 2018/2019

3.1.2 Enrolment in Public and Private Junior Secondary Schools by Location (Rural/Urban) and Gender: 2018/2019

Table 3. 4: Enrolment in Public and Private Junior Secondary Schools by Location (Rural/Urban) and Gender: 2018/2019

| Second | URBAN | | | RURAL | | |
|---------|---------|---------|---------|---------|---------|---------|
| | Male | Female | Total | Male | Female | Total |
| Public | 1484069 | 1498025 | 2982094 | 1342767 | 1198921 | 2541688 |
| Private | 494646 | 504451 | 999097 | 408631 | 413152 | 821783 |
| Total | 1978715 | 2002476 | 3981191 | 1751398 | 1612073 | 3363471 |

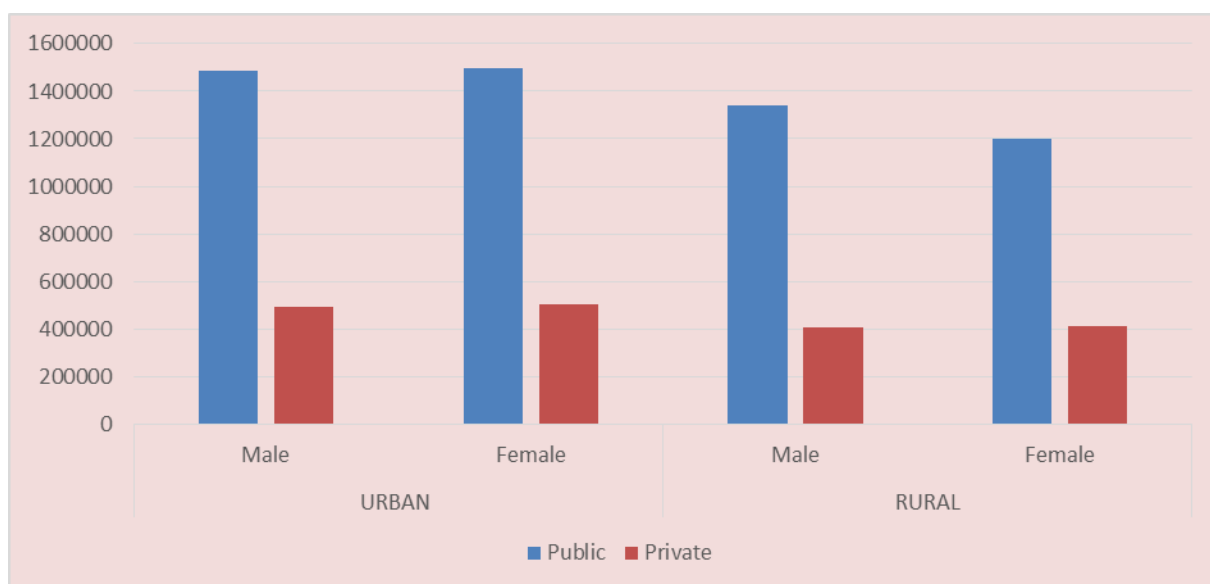


Figure 3. 3: JSS Enrolment in Public and Private Schools by Location (Rural/Urban) and Gender: 2018/2019

3.2.3 Enrolment in Junior Secondary Schools by State, Location (Rural/Urban) and Gender, 2018/2019.

Table 3. 5: Enrolment in Public Junior Secondary Schools by State, Location (Rural/Urban) and Gender: 2018/2019

| State | URBAN | | | RURAL | | | TOTAL | | |
|-----------------|----------------|----------------|----------------|----------------|----------------|----------------|----------------|----------------|----------------|
| | Male | Female | Total | Male | Female | Total | Male | Female | Total |
| Abia | 4585 | 8855 | 13440 | 10344 | 10993 | 21337 | 14929 | 19848 | 34777 |
| Adamawa | 45191 | 38200 | 83391 | 24478 | 24255 | 48733 | 69669 | 62455 | 132124 |
| Akwalbom | 48061 | 59865 | 107926 | 61676 | 66992 | 128668 | 109737 | 126857 | 236594 |
| Anambra | 19158 | 21330 | 40488 | 26998 | 31474 | 58472 | 46156 | 52804 | 98960 |
| Bauchi | 66163 | 61862 | 128025 | 42674 | 21338 | 64012 | 108837 | 83200 | 192037 |
| Bayelsa | 6987 | 7395 | 14382 | 11868 | 10506 | 22374 | 18855 | 17901 | 36756 |
| Benue | 26364 | 21854 | 48218 | 13464 | 13411 | 26875 | 39828 | 35265 | 75093 |
| Borno | 44726 | 39756 | 84482 | 23250 | 21122 | 44372 | 67976 | 60878 | 128854 |
| Cross River | 20885 | 21779 | 42664 | 17819 | 16317 | 34136 | 38704 | 38096 | 76800 |
| Delta | 37552 | 38574 | 76126 | 40632 | 40809 | 81441 | 78184 | 79383 | 157567 |
| Ebonyi | 29957 | 32210 | 62167 | 12942 | 15906 | 28848 | 42899 | 48116 | 91015 |
| Edo | 26213 | 27257 | 53470 | 33460 | 32630 | 66090 | 59673 | 59887 | 119560 |
| Ekiti | 15390 | 15562 | 30952 | 5618 | 5163 | 10781 | 21008 | 20725 | 41733 |
| Enugu | 14162 | 18271 | 32433 | 33339 | 38135 | 71474 | 47501 | 56406 | 103907 |
| FCT | 47303 | 52688 | 99991 | 22663 | 21141 | 43804 | 69966 | 73829 | 143795 |
| Gombe | 29136 | 24656 | 53792 | 55262 | 41289 | 96551 | 84398 | 65945 | 150343 |
| Imo | 33661 | 36769 | 70430 | 159734 | 166171 | 325905 | 193395 | 202940 | 396335 |
| Jigawa | 53445 | 37590 | 91035 | 46842 | 39639 | 86481 | 100287 | 77229 | 177516 |
| Kaduna | 61976 | 76890 | 138866 | 93142 | 65131 | 158273 | 155118 | 142021 | 297139 |
| Kano | 62395 | 57353 | 119748 | 12077 | 17059 | 29136 | 74472 | 74412 | 148884 |
| Katsina | 78171 | 61635 | 139806 | 91074 | 73344 | 164418 | 169245 | 134979 | 304224 |
| Kebbi | 54666 | 33273 | 87939 | 27858 | 15827 | 43685 | 82524 | 49100 | 131624 |
| Kogi | 8713 | 6980 | 15693 | 19134 | 17394 | 36528 | 27847 | 24374 | 52221 |
| Kwara | 13930 | 13352 | 27282 | 41791 | 40056 | 81847 | 55721 | 53408 | 109129 |
| Lagos | 148754 | 158781 | 307535 | 33323 | 32025 | 65348 | 182077 | 190806 | 372883 |
| Nassarawa | 21720 | 17075 | 38795 | 14914 | 13452 | 28366 | 36634 | 30527 | 67161 |
| Niger | 52476 | 48681 | 101157 | 65074 | 38548 | 103622 | 117550 | 87229 | 204779 |
| Ogun | 84039 | 157920 | 241959 | 41534 | 43380 | 84914 | 125573 | 201300 | 326873 |
| Ondo | 26493 | 26465 | 52958 | 31743 | 31825 | 63568 | 58236 | 58290 | 116526 |
| Osun | 45271 | 44754 | 90025 | 16027 | 15169 | 31196 | 61298 | 59923 | 121221 |
| Oyo | 70537 | 73794 | 144331 | 23531 | 22947 | 46478 | 94068 | 96741 | 190809 |
| Plateau | 16016 | 15024 | 31040 | 12108 | 19790 | 31898 | 28124 | 34814 | 62938 |
| Rivers | 64131 | 75188 | 139319 | 73828 | 71502 | 145330 | 137959 | 146690 | 284649 |
| Sokoto | 39292 | 28814 | 68106 | 36382 | 14971 | 51353 | 75674 | 43785 | 119459 |
| Taraba | 11987 | 10322 | 22309 | 20729 | 15123 | 35852 | 32716 | 25445 | 58161 |
| Yobe | 18024 | 16848 | 34872 | 31866 | 22634 | 54500 | 49890 | 39482 | 89372 |
| Zamfara | 36539 | 10403 | 46942 | 13569 | 11453 | 25022 | 50108 | 21856 | 71964 |
| National | 1484069 | 1498025 | 2982094 | 1342767 | 1198921 | 2541688 | 2826836 | 2696946 | 5523782 |

Table 3. 6: Enrolment in Private Junior Secondary Schools by State, Location (Rural/Urban) and Gender: 2018/2019

| State | URBAN | | | RURAL | | | TOTAL | | |
|-----------------|---------------|---------------|---------------|---------------|---------------|---------------|---------------|---------------|----------------|
| | Male | Female | Total | Male | Female | Total | Male | Female | Total |
| Abia | 9228 | 10103 | 19331 | 15630 | 16664 | 32294 | 24858 | 26767 | 51625 |
| Adamawa | 9454 | 9382 | 18836 | 4650 | 4366 | 9016 | 14104 | 13748 | 27852 |
| Akwalbom | 12348 | 11851 | 24199 | 30322 | 32432 | 62754 | 42670 | 44283 | 86953 |
| Anambra | 4601 | 4871 | 9472 | 4831 | 5172 | 10003 | 9432 | 10043 | 19475 |
| Bauchi | 13018 | 10184 | 23202 | 3868 | 7734 | 11602 | 16886 | 17918 | 34804 |
| Bayelsa | 2888 | 3335 | 6223 | 743 | 823 | 1566 | 3631 | 4158 | 7789 |
| Benue | 31253 | 29814 | 61067 | 16204 | 15344 | 31548 | 47457 | 45158 | 92615 |
| Borno | 6596 | 6512 | 13108 | 4133 | 4138 | 8271 | 10729 | 10650 | 21379 |
| Cross River | 22753 | 22057 | 44810 | 11498 | 10452 | 21950 | 34251 | 32509 | 66760 |
| Delta | 18553 | 20374 | 38927 | 9858 | 9797 | 19655 | 28411 | 30171 | 58582 |
| Ebonyi | 11071 | 12110 | 23181 | 5445 | 5828 | 11273 | 16516 | 17938 | 34454 |
| Edo | 28420 | 28320 | 56740 | 22352 | 22985 | 45337 | 50772 | 51305 | 102077 |
| Ekiti | 3259 | 3091 | 6350 | 1014 | 978 | 1992 | 4273 | 4069 | 8342 |
| Enugu | 12445 | 16323 | 28768 | 32651 | 36839 | 69490 | 45096 | 53162 | 98258 |
| FCT | 6817 | 7487 | 14304 | 3502 | 4128 | 7630 | 10319 | 11615 | 21934 |
| Gombe | 9882 | 9480 | 19362 | 677 | 647 | 1324 | 10559 | 10127 | 20686 |
| Imo | 4672 | 5911 | 10583 | 26847 | 27430 | 54277 | 31519 | 33341 | 64860 |
| Jigawa | 1452 | 1437 | 2889 | 726 | 717 | 1443 | 2178 | 2154 | 4332 |
| Kaduna | 15704 | 15666 | 31370 | 7271 | 6503 | 13774 | 22975 | 22169 | 45144 |
| Kano | 8213 | 5787 | 14000 | 2516 | 3015 | 5531 | 10729 | 8802 | 19531 |
| Katsina | 18518 | 19688 | 38206 | 15755 | 13590 | 29345 | 34273 | 33278 | 67551 |
| Kebbi | 1712 | 1509 | 3221 | 3232 | 3097 | 6329 | 4944 | 4606 | 9550 |
| Kogi | 5773 | 6167 | 11940 | 7324 | 7691 | 15015 | 13097 | 13858 | 26955 |
| Kwara | 2950 | 2851 | 5801 | 8867 | 8537 | 17404 | 11817 | 11388 | 23205 |
| Lagos | 42524 | 44861 | 87385 | 40498 | 42476 | 82974 | 83022 | 87337 | 170359 |
| Nassarawa | 16179 | 16166 | 32345 | 8421 | 8072 | 16493 | 24600 | 24238 | 48838 |
| Niger | 11259 | 10785 | 22044 | 5649 | 4720 | 10369 | 16908 | 15505 | 32413 |
| Ogun | 45874 | 48744 | 94618 | 21546 | 22409 | 43955 | 67420 | 71153 | 138573 |
| Ondo | 3350 | 3362 | 6712 | 4094 | 4109 | 8203 | 7444 | 7471 | 14915 |
| Osun | 18737 | 17782 | 36519 | 8414 | 8236 | 16650 | 27151 | 26018 | 53169 |
| Oyo | 33000 | 33960 | 66960 | 9111 | 9627 | 18738 | 42111 | 43587 | 85698 |
| Plateau | 16216 | 17077 | 33293 | 53118 | 48469 | 101587 | 69334 | 65546 | 134880 |
| Rivers | 23306 | 24523 | 47829 | 5820 | 5948 | 11768 | 29126 | 30471 | 59597 |
| Sokoto | 3806 | 3675 | 7481 | 581 | 502 | 1083 | 4387 | 4177 | 8564 |
| Taraba | 10867 | 11095 | 21962 | 9401 | 7640 | 17041 | 20268 | 18735 | 39003 |
| Yobe | 4140 | 4804 | 8944 | 148 | 141 | 289 | 4288 | 4945 | 9233 |
| Zamfara | 3808 | 3307 | 7115 | 1914 | 1896 | 3810 | 5722 | 5203 | 10925 |
| National | 494646 | 504451 | 999097 | 408631 | 413152 | 821783 | 903277 | 917603 | 1820880 |

Table 3. 7: Enrolment in Public and Private Junior Secondary Schools by State, Location (Rural/Urban) and Gender: 2018/2019

| State | URBAN | | | RURAL | | | TOTAL | | |
|-----------------|----------------|----------------|----------------|----------------|----------------|----------------|----------------|----------------|----------------|
| | Male | Female | Total | Male | Female | Total | Male | Female | Total |
| Abia | 13813 | 18958 | 32771 | 25974 | 27657 | 53631 | 39787 | 46615 | 86402 |
| Adamawa | 54645 | 47582 | 102227 | 29128 | 28621 | 57749 | 83773 | 76203 | 159976 |
| Akwalbom | 60409 | 71716 | 132125 | 91998 | 99424 | 191422 | 152407 | 171140 | 323547 |
| Anambra | 23759 | 26201 | 49960 | 31829 | 36646 | 68475 | 55588 | 62847 | 118435 |
| Bauchi | 79181 | 72046 | 151227 | 46542 | 29072 | 75614 | 125723 | 101118 | 226841 |
| Bayelsa | 9875 | 10730 | 20605 | 12611 | 11329 | 23940 | 22486 | 22059 | 44545 |
| Benue | 57617 | 51668 | 109285 | 29668 | 28755 | 58423 | 87285 | 80423 | 167708 |
| Borno | 51322 | 46268 | 97590 | 27383 | 25260 | 52643 | 78705 | 71528 | 150233 |
| Cross River | 43638 | 43836 | 87474 | 29317 | 26769 | 56086 | 72955 | 70605 | 143560 |
| Delta | 56105 | 58948 | 115053 | 50490 | 50606 | 101096 | 106595 | 109554 | 216149 |
| Ebonyi | 41028 | 44320 | 85348 | 18387 | 21734 | 40121 | 59415 | 66054 | 125469 |
| Edo | 54633 | 55577 | 110210 | 55812 | 55615 | 111427 | 110445 | 111192 | 221637 |
| Ekiti | 18649 | 18653 | 37302 | 6632 | 6141 | 12773 | 25281 | 24794 | 50075 |
| Enugu | 26607 | 34594 | 61201 | 65990 | 74974 | 140964 | 92597 | 109568 | 202165 |
| FCT | 54120 | 60175 | 114295 | 26165 | 25269 | 51434 | 80285 | 85444 | 165729 |
| Gombe | 39018 | 34136 | 73154 | 55939 | 41936 | 97875 | 94957 | 76072 | 171029 |
| Imo | 38333 | 42680 | 81013 | 186581 | 193601 | 380182 | 224914 | 236281 | 461195 |
| Jigawa | 54897 | 39027 | 93924 | 47568 | 40356 | 87924 | 102465 | 79383 | 181848 |
| Kaduna | 77680 | 92556 | 170236 | 100413 | 71634 | 172047 | 178093 | 164190 | 342283 |
| Kano | 70608 | 63140 | 133748 | 14593 | 20074 | 34667 | 85201 | 83214 | 168415 |
| Katsina | 96689 | 81323 | 178012 | 106829 | 86934 | 193763 | 203518 | 168257 | 371775 |
| Kebbi | 56378 | 34782 | 91160 | 31090 | 18924 | 50014 | 87468 | 53706 | 141174 |
| Kogi | 14486 | 13147 | 27633 | 26458 | 25085 | 51543 | 40944 | 38232 | 79176 |
| Kwara | 16880 | 16203 | 33083 | 50658 | 48593 | 99251 | 67538 | 64796 | 132334 |
| Lagos | 191278 | 203642 | 394920 | 73821 | 74501 | 148322 | 265099 | 278143 | 543242 |
| Nassarawa | 37899 | 33241 | 71140 | 23335 | 21524 | 44859 | 61234 | 54765 | 115999 |
| Niger | 63735 | 59466 | 123201 | 70723 | 43268 | 113991 | 134458 | 102734 | 237192 |
| Ogun | 129913 | 206664 | 336577 | 63080 | 65789 | 128869 | 192993 | 272453 | 465446 |
| Ondo | 29843 | 29827 | 59670 | 35837 | 35934 | 71771 | 65680 | 65761 | 131441 |
| Osun | 64008 | 62536 | 126544 | 24441 | 23405 | 47846 | 88449 | 85941 | 174390 |
| Oyo | 103537 | 107754 | 211291 | 32642 | 32574 | 65216 | 136179 | 140328 | 276507 |
| Plateau | 32232 | 32101 | 64333 | 65226 | 68259 | 133485 | 97458 | 100360 | 197818 |
| Rivers | 87437 | 99711 | 187148 | 79648 | 77450 | 157098 | 167085 | 177161 | 344246 |
| Sokoto | 43098 | 32489 | 75587 | 36963 | 15473 | 52436 | 80061 | 47962 | 128023 |
| Taraba | 22854 | 21417 | 44271 | 30130 | 22763 | 52893 | 52984 | 44180 | 97164 |
| Yobe | 22164 | 21652 | 43816 | 32014 | 22775 | 54789 | 54178 | 44427 | 98605 |
| Zamfara | 40347 | 13710 | 54057 | 15483 | 13349 | 28832 | 55830 | 27059 | 82889 |
| National | 1978715 | 2002476 | 3981191 | 1751398 | 1612073 | 3363471 | 3730113 | 3614549 | 7344662 |

3.2.4 Enrolment in Junior Secondary Schools by State, Age and Gender: 2018/2019

Table 3. 8: Enrolment in Public Junior Secondary Schools by State, Age and Gender: 2018/2019

| STATE | Below 12 years | | 12 Years | | 13 Years | | 14 Years | | Above 14 years | | TOTAL | | |
|-----------------|----------------|---------------|---------------|---------------|---------------|---------------|---------------|---------------|----------------|---------------|----------------|----------------|----------------|
| | Male | Female | Male | Female | Male | Female | Male | Female | Male | Female | Male | Female | Total |
| Abia | 490 | 634 | 6495 | 8524 | 3703 | 5271 | 2212 | 2892 | 2029 | 2527 | 14929 | 19848 | 34777 |
| Adamawa | 3519 | 3246 | 3554 | 3221 | 7873 | 7543 | 9043 | 7534 | 45680 | 40911 | 69669 | 62455 | 132124 |
| Akwa Ibom | 24103 | 27805 | 27630 | 31481 | 27932 | 32624 | 19362 | 22792 | 10710 | 12155 | 109737 | 126857 | 236594 |
| Anambra | 3389 | 3903 | 13563 | 15580 | 2955 | 3408 | 14708 | 16914 | 11541 | 12999 | 46156 | 52804 | 98960 |
| Bauchi | 7376 | 2933 | 21741 | 18288 | 32742 | 26097 | 29035 | 22878 | 17943 | 13004 | 108837 | 83200 | 192037 |
| Bayelsa | 2512 | 2586 | 4376 | 4193 | 5033 | 4843 | 4037 | 3906 | 2897 | 2373 | 18855 | 17901 | 36756 |
| Benue | 5640 | 4078 | 8220 | 6894 | 6756 | 7254 | 10441 | 9360 | 8771 | 7679 | 39828 | 35265 | 75093 |
| Borno | 3169 | 3082 | 11725 | 10795 | 20272 | 18405 | 18630 | 17198 | 14180 | 11398 | 67976 | 60878 | 128854 |
| Cross River | 8615 | 5462 | 8955 | 10607 | 3038 | 7764 | 9252 | 10251 | 8844 | 4012 | 38704 | 38096 | 76800 |
| Delta | 9369 | 10851 | 17698 | 19035 | 22280 | 21457 | 17343 | 16042 | 11494 | 11998 | 78184 | 79383 | 157567 |
| Ebonyi | 13782 | 15101 | 10720 | 11925 | 9216 | 10005 | 6316 | 7499 | 2865 | 3586 | 42899 | 48116 | 91015 |
| Edo | NA | NA | 20669 | 20873 | 20015 | 19737 | 18989 | 19277 | NA | NA | 59673 | 59887 | 119560 |
| Ekiti | 8994 | 8055 | 9798 | 10253 | 2153 | 2407 | 63 | 10 | NA | NA | 21008 | 20725 | 41733 |
| Enugu | 2441 | 4756 | 13454 | 16239 | 14803 | 17788 | 12333 | 12795 | 4470 | 4828 | 47501 | 56406 | 103907 |
| FCT | 11991 | 11717 | 14714 | 16826 | 16149 | 17485 | 15791 | 15541 | 11321 | 12260 | 69966 | 73829 | 143795 |
| Gombe | 31442 | 24683 | 10702 | 8513 | 16523 | 13503 | 15813 | 12328 | 9918 | 6918 | 84398 | 65945 | 150343 |
| Imo | 1385 | 1238 | 62373 | 65659 | 65009 | 68032 | 62683 | 65446 | 1945 | 2565 | 193395 | 202940 | 396335 |
| Jigawa | 20663 | 17761 | 30662 | 23776 | 28454 | 22656 | 11748 | 10327 | 8760 | 2709 | 100287 | 77229 | 177516 |
| Kaduna | 26856 | 21188 | 23021 | 29148 | 29519 | 38757 | 48650 | 35673 | 27072 | 17255 | 155118 | 142021 | 297139 |
| Kano | 12554 | 17260 | 4758 | 1886 | 14058 | 5156 | 5022 | 16860 | 38080 | 33250 | 74472 | 74412 | 148884 |
| Katsina | 9852 | 7469 | 34898 | 35101 | 54394 | 43111 | 44037 | 33727 | 26064 | 15571 | 169245 | 134979 | 304224 |
| Kebbi | 4049 | 3719 | 15610 | 9966 | 23937 | 14116 | 21403 | 12233 | 17525 | 9066 | 82524 | 49100 | 131624 |
| Kogi | 5259 | 3488 | 6925 | 6072 | 6942 | 6508 | 5684 | 5187 | 3037 | 3119 | 27847 | 24374 | 52221 |
| Kwara | 7997 | 8416 | 12533 | 13528 | 15323 | 13974 | 11817 | 10622 | 8051 | 6868 | 55721 | 53408 | 109129 |
| Lagos | 29997 | 30554 | 38259 | 47258 | 44119 | 46097 | 37537 | 37272 | 32165 | 29625 | 182077 | 190806 | 372883 |
| Nasarawa | 3863 | 3151 | 8640 | 7606 | 12055 | 9996 | 9843 | 7877 | 2233 | 1897 | 36634 | 30527 | 67161 |
| Niger | 33712 | 21491 | 19293 | 16851 | 25476 | 21719 | 23130 | 16837 | 15939 | 10331 | 117550 | 87229 | 204779 |
| Ogun | 24653 | 45653 | 33578 | 23434 | 23876 | 48675 | 35987 | 34567 | 7479 | 48971 | 125573 | 201300 | 326873 |
| Ondo | NA | NA | 16789 | 15558 | 21585 | 21701 | 19862 | 21031 | NA | NA | 58236 | 58290 | 116526 |
| Osun | 8915 | 10168 | 19656 | 19229 | 15396 | 15274 | 12152 | 10532 | 5179 | 4720 | 61298 | 59923 | 121221 |
| Oyo | 13008 | 15041 | 20571 | 21748 | 25421 | 25880 | 20838 | 20446 | 14230 | 13626 | 94068 | 96741 | 190809 |
| Plateau | 2175 | 12051 | 5170 | 5310 | 8232 | 7600 | 7284 | 6244 | 5263 | 3609 | 28124 | 34814 | 62938 |
| Rivers | 22562 | 22860 | 32846 | 34326 | 34902 | 40008 | 26456 | 30736 | 21193 | 18760 | 137959 | 146690 | 284649 |
| Sokoto | 5325 | 3587 | 15669 | 10548 | 17846 | 9117 | 21803 | 12914 | 15031 | 7619 | 75674 | 43785 | 119459 |
| Taraba | 6938 | 5035 | 6029 | 4960 | 8496 | 6829 | 7154 | 5637 | 4099 | 2984 | 32716 | 25445 | 58161 |
| Yobe | 4181 | 2692 | 3151 | 7638 | 15693 | 12356 | 18611 | 10966 | 8254 | 5830 | 49890 | 39482 | 89372 |
| Zamfara | 5553 | 1185 | 1012 | 6006 | 16963 | 4768 | 16716 | 4718 | 9864 | 5179 | 50108 | 21856 | 71964 |
| National | 386329 | 382899 | 615457 | 618855 | 719139 | 697921 | 671785 | 607069 | 434126 | 390202 | 2826836 | 2696946 | 5523782 |

Table 3. 9: Enrolment in Private Junior Secondary Schools by State, Age and Gender: 2018/2019

| STATE | Below 12 years | | 12 Years | | 13 Years | | 14 Years | | Above 14 years | | TOTAL | | |
|-----------------|----------------|---------------|---------------|---------------|---------------|---------------|---------------|---------------|----------------|--------------|---------------|---------------|----------------|
| | Male | Female | Male | Female | Male | Female | Male | Female | Male | Female | Male | Female | Total |
| Abia | 4727 | 5164 | 6537 | 6860 | 6738 | 7261 | 4495 | 4856 | 2361 | 2626 | 24858 | 26767 | 51625 |
| Adamawa | 309 | 302 | 772 | 800 | 1362 | 1405 | 7120 | 7843 | 4541 | 3398 | 14104 | 13748 | 27852 |
| Akwa Ibom | 9362 | 9748 | 9956 | 11269 | 11980 | 12013 | 7497 | 7510 | 3875 | 3743 | 42670 | 44283 | 86953 |
| Anambra | 682 | 678 | 2741 | 2715 | 590 | 658 | 2985 | 3295 | 2434 | 2697 | 9432 | 10043 | 19475 |
| Bauchi | 2369 | 2198 | 3174 | 3340 | 3906 | 4330 | 4081 | 4123 | 3356 | 3927 | 16886 | 17918 | 34804 |
| Bayelsa | 765 | 947 | 979 | 1150 | 935 | 1081 | 631 | 623 | 321 | 357 | 3631 | 4158 | 7789 |
| Benue | 9521 | 9789 | 8843 | 7873 | 9672 | 8880 | 10795 | 9116 | 8626 | 9500 | 47457 | 45158 | 92615 |
| Borno | 1079 | 1187 | 2661 | 2768 | 3001 | 2838 | 2742 | 2475 | 1246 | 1382 | 10729 | 10650 | 21379 |
| Cross River | 4227 | 4586 | 2014 | 2343 | 11563 | 13234 | 5151 | 10273 | 11296 | 2073 | 34251 | 32509 | 66760 |
| Delta | 6410 | 6807 | 7893 | 8816 | 7623 | 8192 | 4362 | 4407 | 2123 | 1949 | 28411 | 30171 | 58582 |
| Ebonyi | 2066 | 2211 | 4058 | 4408 | 5056 | 5564 | 3751 | 4038 | 1585 | 1717 | 16516 | 17938 | 34454 |
| Edo | NA | NA | 16411 | 16010 | 17425 | 18791 | 16936 | 16504 | NA | NA | 50772 | 51305 | 102077 |
| Ekiti | 822 | 1186 | 2329 | 1871 | 782 | 586 | 340 | 426 | NA | NA | 4273 | 4069 | 8342 |
| Enugu | 1850 | 2290 | 16889 | 19946 | 13758 | 15322 | 11282 | 13863 | 1317 | 1741 | 45096 | 53162 | 98258 |
| FCT | 2070 | 2611 | 1660 | 1869 | 1156 | 1365 | 492 | 466 | 4941 | 5304 | 10319 | 11615 | 21934 |
| Gombe | 1031 | 1145 | 1237 | 1060 | 3688 | 3497 | 3089 | 2996 | 1514 | 1429 | 10559 | 10127 | 20686 |
| Imo | 3045 | 3689 | 7273 | 7148 | 11018 | 11455 | 8256 | 8698 | 1927 | 2351 | 31519 | 33341 | 64860 |
| Jigawa | 140 | 232 | 588 | 514 | 674 | 577 | 541 | 594 | 235 | 237 | 2178 | 2154 | 4332 |
| Kaduna | 4878 | 4348 | 7361 | 7116 | 3736 | 3705 | 4500 | 5101 | 2500 | 1899 | 22975 | 22169 | 45144 |
| Kano | 2141 | 2240 | 2726 | 2210 | 1206 | 1338 | 1507 | 1293 | 3149 | 1721 | 10729 | 8802 | 19531 |
| Katsina | 2349 | 2803 | 6906 | 6579 | 11344 | 11132 | 9028 | 8810 | 4646 | 3954 | 34273 | 33278 | 67551 |
| Kebbi | 673 | 663 | 346 | 365 | 1794 | 1692 | 1430 | 1214 | 701 | 672 | 4944 | 4606 | 9550 |
| Kogi | 2587 | 2220 | 3047 | 3288 | 3107 | 3217 | 2253 | 2178 | 2103 | 2955 | 13097 | 13858 | 26955 |
| Kwara | 3591 | 3739 | 3127 | 3047 | 2783 | 2541 | 1526 | 1318 | 790 | 743 | 11817 | 11388 | 23205 |
| Lagos | 24189 | 20517 | 17548 | 20158 | 19255 | 20156 | 11523 | 15241 | 10507 | 11265 | 83022 | 87337 | 170359 |
| Nasarawa | 5907 | 5997 | 6701 | 6514 | 4306 | 4085 | 2118 | 2155 | 5568 | 5487 | 24600 | 24238 | 48838 |
| Niger | 2228 | 2335 | 4790 | 4722 | 4222 | 3401 | 3682 | 3295 | 1986 | 1752 | 16908 | 15505 | 32413 |
| Ogun | 26797 | 23598 | 22659 | 13240 | 12349 | 15839 | 2458 | 13827 | 3157 | 4649 | 67420 | 71153 | 138573 |
| Ondo | 1694 | 1881 | 2844 | 2846 | 2906 | 2744 | NA | NA | NA | NA | 7444 | 7471 | 14915 |
| Osun | 5518 | 7336 | 8598 | 8691 | 5879 | 6143 | 3137 | 2955 | 4019 | 893 | 27151 | 26018 | 53169 |
| Oyo | 13445 | 14120 | 11294 | 11767 | 10144 | 10486 | 5213 | 5130 | 2015 | 2084 | 42111 | 43587 | 85698 |
| Plateau | 7183 | 7948 | 15310 | 14943 | 20101 | 18906 | 16387 | 14616 | 10353 | 9133 | 69334 | 65546 | 134880 |
| Rivers | 9633 | 10960 | 8934 | 8888 | 6686 | 6672 | 2786 | 2711 | 1087 | 1240 | 29126 | 30471 | 59597 |
| Sokoto | 479 | 446 | 1250 | 1168 | 879 | 915 | 1229 | 1161 | 550 | 487 | 4387 | 4177 | 8564 |
| Taraba | 3346 | 3274 | 6114 | 5598 | 2251 | 1553 | 5801 | 5613 | 2756 | 2697 | 20268 | 18735 | 39003 |
| Yobe | 505 | 542 | 919 | 929 | 1186 | 1528 | 1172 | 1260 | 506 | 686 | 4288 | 4945 | 9233 |
| Zamfara | 768 | 846 | 928 | 173 | 1408 | 1366 | 1257 | 1367 | 1361 | 1451 | 5722 | 5203 | 10925 |
| National | 168387 | 170585 | 227416 | 223000 | 226469 | 234468 | 171550 | 191350 | 109455 | 98200 | 903277 | 917603 | 1820880 |

Table 3. 10: Enrolment in Public and Private Junior Secondary Schools by State, Age and Gender: 2018/2019

| STATE | Below 12 years | | 12 Years | | 13 Years | | 14 Years | | Above 14 years | | TOTAL | | |
|-----------------|----------------|---------------|---------------|---------------|---------------|---------------|---------------|---------------|----------------|---------------|----------------|----------------|----------------|
| | Male | Female | Male | Female | Male | Female | Male | Female | Male | Female | Male | Female | Total |
| Abia | 5217 | 5798 | 13032 | 15384 | 10441 | 12532 | 6707 | 7748 | 4390 | 5153 | 39787 | 46615 | 86402 |
| Adamawa | 3828 | 3548 | 4326 | 4021 | 9235 | 8948 | 16163 | 15377 | 50221 | 44309 | 83773 | 76203 | 159976 |
| Akwa Ibom | 33465 | 37553 | 37586 | 42750 | 39912 | 44637 | 26859 | 30302 | 14585 | 15898 | 152407 | 171140 | 323547 |
| Anambra | 4071 | 4581 | 16304 | 18295 | 3545 | 4066 | 17693 | 20209 | 13975 | 15696 | 55588 | 62847 | 118435 |
| Bauchi | 9745 | 5131 | 24915 | 21628 | 36648 | 30427 | 33116 | 27001 | 21299 | 16931 | 125723 | 101118 | 226841 |
| Bayelsa | 3277 | 3533 | 5355 | 5343 | 5968 | 5924 | 4668 | 4529 | 3218 | 2730 | 22486 | 22059 | 44545 |
| Benue | 15161 | 13867 | 17063 | 14767 | 16428 | 16134 | 21236 | 18476 | 17397 | 17179 | 87285 | 80423 | 167708 |
| Borno | 4248 | 4269 | 14386 | 13563 | 23273 | 21243 | 21372 | 19673 | 15426 | 12780 | 78705 | 71528 | 150233 |
| Cross River | 12842 | 10048 | 10969 | 12950 | 14601 | 20998 | 14403 | 20524 | 20140 | 6085 | 72955 | 70605 | 143560 |
| Delta | 15779 | 17658 | 25591 | 27851 | 29903 | 29649 | 21705 | 20449 | 13617 | 13947 | 106595 | 109554 | 216149 |
| Ebonyi | 15848 | 17312 | 14778 | 16333 | 14272 | 15569 | 10067 | 11537 | 4450 | 5303 | 59415 | 66054 | 125469 |
| Edo | NA | NA | 37080 | 36883 | 37440 | 38528 | 35925 | 35781 | NA | NA | 110445 | 111192 | 221637 |
| Ekiti | 9816 | 9241 | 12127 | 12124 | 2935 | 2993 | 403 | 436 | NA | NA | 25281 | 24794 | 50075 |
| Enugu | 4291 | 7046 | 30343 | 36185 | 28561 | 33110 | 23615 | 26658 | 5787 | 6569 | 92597 | 109568 | 202165 |
| FCT | 14061 | 14328 | 16374 | 18695 | 17305 | 18850 | 16283 | 16007 | 16262 | 17564 | 80285 | 85444 | 165729 |
| Gombe | 32473 | 25828 | 11939 | 9573 | 20211 | 17000 | 18902 | 15324 | 11432 | 8347 | 94957 | 76072 | 171029 |
| Imo | 4430 | 4927 | 69646 | 72807 | 76027 | 79487 | 70939 | 74144 | 3872 | 4916 | 224914 | 236281 | 461195 |
| Jigawa | 20803 | 17993 | 31250 | 24290 | 29128 | 23233 | 12289 | 10921 | 8995 | 2946 | 102465 | 79383 | 181848 |
| Kaduna | 31734 | 25536 | 30382 | 36264 | 33255 | 42462 | 53150 | 40774 | 29572 | 19154 | 178093 | 164190 | 342283 |
| Kano | 14695 | 19500 | 7484 | 4096 | 15264 | 6494 | 6529 | 18153 | 41229 | 34971 | 85201 | 83214 | 168415 |
| Katsina | 12201 | 10272 | 41804 | 41680 | 65738 | 54243 | 53065 | 42537 | 30710 | 19525 | 203518 | 168257 | 371775 |
| Kebbi | 4722 | 4382 | 15956 | 10331 | 25731 | 15808 | 22833 | 13447 | 18226 | 9738 | 87468 | 53706 | 141174 |
| Kogi | 7846 | 5708 | 9972 | 9360 | 10049 | 9725 | 7937 | 7365 | 5140 | 6074 | 40944 | 38232 | 79176 |
| Kwara | 11588 | 12155 | 15660 | 16575 | 18106 | 16515 | 13343 | 11940 | 8841 | 7611 | 67538 | 64796 | 132334 |
| Lagos | 54186 | 51071 | 55807 | 67416 | 63374 | 66253 | 49060 | 52513 | 42672 | 40890 | 265099 | 278143 | 543242 |
| Nasarawa | 9770 | 9148 | 15341 | 14120 | 16361 | 14081 | 11961 | 10032 | 7801 | 7384 | 61234 | 54765 | 115999 |
| Niger | 35940 | 23826 | 24083 | 21573 | 29698 | 25120 | 26812 | 20132 | 17925 | 12083 | 134458 | 102734 | 237192 |
| Ogun | 51450 | 69251 | 56237 | 36674 | 36225 | 64514 | 38445 | 48394 | 10636 | 53620 | 192993 | 272453 | 465446 |
| Ondo | 1694 | 1881 | 19633 | 18404 | 24491 | 24445 | 19862 | 21031 | NA | NA | 65680 | 65761 | 131441 |
| Osun | 14433 | 17504 | 28254 | 27920 | 21275 | 21417 | 15289 | 13487 | 9198 | 5613 | 88449 | 85941 | 174390 |
| Oyo | 26453 | 29161 | 31865 | 33515 | 35565 | 36366 | 26051 | 25576 | 16245 | 15710 | 136179 | 140328 | 276507 |
| Plateau | 9358 | 19999 | 20480 | 20253 | 28333 | 26506 | 23671 | 20860 | 15616 | 12742 | 97458 | 100360 | 197818 |
| Rivers | 32195 | 33820 | 41780 | 43214 | 41588 | 46680 | 29242 | 33447 | 22280 | 20000 | 167085 | 177161 | 344246 |
| Sokoto | 5804 | 4033 | 16919 | 11716 | 18725 | 10032 | 23032 | 14075 | 15581 | 8106 | 80061 | 47962 | 128023 |
| Taraba | 10284 | 8309 | 12143 | 10558 | 10747 | 8382 | 12955 | 11250 | 6855 | 5681 | 52984 | 44180 | 97164 |
| Yobe | 4686 | 3234 | 4070 | 8567 | 16879 | 13884 | 19783 | 12226 | 8760 | 6516 | 54178 | 44427 | 98605 |
| Zamfara | 6321 | 2031 | 1940 | 6179 | 18371 | 6134 | 17973 | 6085 | 11225 | 6630 | 55830 | 27059 | 82889 |
| National | 554716 | 553484 | 842873 | 841855 | 945608 | 932389 | 843335 | 798419 | 543581 | 488402 | 3730113 | 3614549 | 7344662 |

3.2.5 Enrolment in Junior Secondary Schools by State, Class and Gender

Table 3. 11: Enrolment in Public Junior Secondary Schools by State, Class and Gender: 2018/2019

| STATE | JSS 1 | | | JSS 2 | | | JSS 3 | | | TOTAL | | |
|-----------------|---------------|---------------|----------------|---------------|---------------|----------------|---------------|---------------|----------------|----------------|----------------|----------------|
| | Male | Female | Total | Male | Female | Total | Male | Female | Total | Male | Female | Total |
| Abia | 4870 | 6743 | 11613 | 5070 | 6313 | 11383 | 4989 | 6792 | 11781 | 14929 | 19848 | 34777 |
| Adamawa | 25,027 | 22,432 | 47459 | 22,849 | 21,176 | 44025 | 21,793 | 18,847 | 40640 | 69669 | 62455 | 132124 |
| Akwa Ibom | 37978 | 43631 | 81609 | 37092 | 42621 | 79713 | 34667 | 40605 | 75272 | 109737 | 126857 | 236594 |
| Anambra | 16952 | 19483 | 36435 | 14780 | 17078 | 31858 | 14424 | 16243 | 30667 | 46156 | 52804 | 98960 |
| Bauchi | 38,090 | 29,337 | 67427 | 37,525 | 28,395 | 65920 | 33,222 | 25,468 | 58690 | 108837 | 83200 | 192037 |
| Bayelsa | 6038 | 5635 | 11673 | 6447 | 6164 | 12611 | 6370 | 6102 | 12472 | 18855 | 17901 | 36756 |
| Benue | 13,150 | 11,870 | 25020 | 14,270 | 12,653 | 26923 | 12,408 | 10,742 | 23150 | 39828 | 35265 | 75093 |
| Borno | 24,247 | 21,668 | 45915 | 23,020 | 20,861 | 43881 | 20,709 | 18,349 | 39058 | 67976 | 60878 | 128854 |
| Cross River | 12,520 | 12,805 | 25325 | 12,743 | 12,479 | 25222 | 13,441 | 12,812 | 26253 | 38704 | 38096 | 76800 |
| Delta | 25221 | 26481 | 51702 | 28047 | 27674 | 55721 | 24916 | 25228 | 50144 | 78184 | 79383 | 157567 |
| Ebonyi | 16,630 | 17,190 | 33820 | 13,475 | 15,807 | 29282 | 12,794 | 15,119 | 27913 | 42899 | 48116 | 91015 |
| Edo | 20669 | 20873 | 41542 | 20015 | 19737 | 39752 | 18989 | 19277 | 38266 | 59673 | 59887 | 119560 |
| Ekiti | 7158 | 7112 | 14270 | 7341 | 7041 | 14382 | 6509 | 6572 | 13081 | 21008 | 20725 | 41733 |
| Enugu | 12259 | 14434 | 26693 | 17340 | 20743 | 38083 | 17902 | 21229 | 39131 | 47501 | 56406 | 103907 |
| FCT | 23309 | 25020 | 48329 | 23598 | 24801 | 48399 | 23059 | 24008 | 47067 | 69966 | 73829 | 143795 |
| Gombe | 29165 | 23084 | 52249 | 28775 | 22597 | 51372 | 26458 | 20264 | 46722 | 84398 | 65945 | 150343 |
| Imo | 63758 | 66897 | 130655 | 65009 | 68032 | 133041 | 64628 | 68011 | 132639 | 193395 | 202940 | 396335 |
| Jigawa | 33,154 | 26,557 | 59711 | 34,631 | 26,512 | 61143 | 32,502 | 24,160 | 56662 | 100287 | 77229 | 177516 |
| Kaduna | 51668 | 47958 | 99626 | 51966 | 47162 | 99128 | 51484 | 46901 | 98385 | 155118 | 142021 | 297139 |
| Kano | 28,546 | 29,517 | 58063 | 24,481 | 25,043 | 49524 | 21,445 | 19,852 | 41297 | 74472 | 74412 | 148884 |
| Katsina | 63491 | 51511 | 115002 | 53825 | 43393 | 97218 | 51929 | 40075 | 92004 | 169245 | 134979 | 304224 |
| Kebbi | 29361 | 17999 | 47360 | 27858 | 15827 | 43685 | 25305 | 15274 | 40579 | 82524 | 49100 | 131624 |
| Kogi | 9192 | 8026 | 17218 | 9197 | 8220 | 17417 | 9458 | 8128 | 17586 | 27847 | 24374 | 52221 |
| Kwara | 18064 | 17626 | 35690 | 18913 | 18352 | 37265 | 18744 | 17430 | 36174 | 55721 | 53408 | 109129 |
| Lagos | 70183 | 71717 | 141900 | 62974 | 66209 | 129183 | 48920 | 52880 | 101800 | 182077 | 190806 | 372883 |
| Nasarawa | 11,501 | 8,968 | 20469 | 11,896 | 10,142 | 22038 | 13,237 | 11,417 | 24654 | 36634 | 30527 | 67161 |
| Niger | 40684 | 29276 | 69960 | 40114 | 29638 | 69752 | 36752 | 28315 | 65067 | 117550 | 87229 | 204779 |
| Ogun | 42797 | 41611 | 84408 | 41534 | 43380 | 84914 | 41242 | 116309 | 157551 | 125573 | 201300 | 326873 |
| Ondo | 20517 | 19866 | 40383 | 19490 | 19513 | 39003 | 18229 | 18911 | 37140 | 58236 | 58290 | 116526 |
| Osun | 21088 | 20709 | 41797 | 21300 | 20623 | 41923 | 18910 | 18591 | 37501 | 61298 | 59923 | 121221 |
| Oyo | 30918 | 31802 | 62720 | 31525 | 32434 | 63959 | 31625 | 32505 | 64130 | 94068 | 96741 | 190809 |
| Plateau | 9365 | 8423 | 17788 | 9295 | 17982 | 27277 | 9464 | 8409 | 17873 | 28124 | 34814 | 62938 |
| Rivers | 45213 | 48597 | 93810 | 49363 | 50417 | 99780 | 43383 | 47676 | 91059 | 137959 | 146690 | 284649 |
| Sokoto | 26690 | 15613 | 42303 | 25979 | 14932 | 40911 | 23005 | 13240 | 36245 | 75674 | 43785 | 119459 |
| Taraba | 11453 | 8940 | 20393 | 11338 | 8544 | 19882 | 9925 | 7961 | 17886 | 32716 | 25445 | 58161 |
| Yobe | 17471 | 13783 | 31254 | 17341 | 13671 | 31012 | 15078 | 12028 | 27106 | 49890 | 39482 | 89372 |
| Zamfara | 16,678 | 7,112 | 23790 | 16,871 | 7,167 | 24038 | 16,559 | 7,577 | 24136 | 50108 | 21856 | 71964 |
| National | 975075 | 900306 | 1875381 | 957287 | 893333 | 1850620 | 894474 | 903307 | 1797781 | 2826836 | 2696946 | 5523782 |

*** = Public & Private data from 2017/2018

Table 3. 12: Enrolment in Private Junior Secondary Schools by State, Class and Gender, 2018/2019

| STATE | JSS 1 | | | JSS 2 | | | JSS 3 | | | TOTAL | | |
|-----------------|---------------|---------------|---------------|---------------|---------------|---------------|---------------|---------------|---------------|---------------|---------------|----------------|
| | Male | Female | Total | Male | Female | Total | Male | Female | Total | Male | Female | Total |
| Abia | 9023 | 9359 | 18382 | 8321 | 9016 | 17337 | 7514 | 8392 | 15906 | 24858 | 26767 | 51625 |
| Adamawa | 6,011 | 5,918 | 11929 | 4,650 | 4,366 | 9016 | 3,443 | 3,464 | 6907 | 14104 | 13748 | 27852 |
| Akwa Ibom | 13960 | 14274 | 28234 | 13737 | 15011 | 28748 | 14973 | 14998 | 29971 | 42670 | 44283 | 86953 |
| Anambra | 3423 | 3393 | 6816 | 2967 | 3283 | 6250 | 3042 | 3367 | 6409 | 9432 | 10043 | 19475 |
| Bauchi | 6,372 | 6,815 | 13187 | 5,641 | 5,971 | 11612 | 4,873 | 5,132 | 10005 | 16886 | 17918 | 34804 |
| Bayelsa | 1349 | 1487 | 2836 | 1228 | 1432 | 2660 | 1054 | 1239 | 2293 | 3631 | 4158 | 7789 |
| Benue | 17022 | 16438 | 33460 | 16204 | 15344 | 31548 | 14231 | 13376 | 27607 | 47457 | 45158 | 92615 |
| Borno | 4186 | 4181 | 8367 | 3510 | 3543 | 7053 | 3033 | 2926 | 5959 | 10729 | 10650 | 21379 |
| Cross River | 10897 | 10654 | 21551 | 11498 | 10452 | 21950 | 11856 | 11403 | 23259 | 34251 | 32509 | 66760 |
| Delta | 10453 | 10871 | 21324 | 9340 | 9936 | 19276 | 8618 | 9364 | 17982 | 28411 | 30171 | 58582 |
| Ebonyi | 5903 | 6466 | 12369 | 5445 | 5828 | 11273 | 5168 | 5644 | 10812 | 16516 | 17938 | 34454 |
| Edo | 16411 | 16010 | 32421 | 17425 | 18791 | 36216 | 16936 | 16504 | 33440 | 50772 | 51305 | 102077 |
| Ekiti | 1648 | 1509 | 3157 | 1404 | 1382 | 2786 | 1221 | 1178 | 2399 | 4273 | 4069 | 8342 |
| Enugu | 15140 | 17363 | 32503 | 15261 | 17807 | 33068 | 14695 | 17992 | 32687 | 45096 | 53162 | 98258 |
| FCT | 3870 | 4258 | 8128 | 3393 | 3896 | 7289 | 3056 | 3461 | 6517 | 10319 | 11615 | 21934 |
| Gombe | 4060 | 3963 | 8023 | 3503 | 3328 | 6831 | 2996 | 2836 | 5832 | 10559 | 10127 | 20686 |
| Imo | 10318 | 10837 | 21155 | 11018 | 11455 | 22473 | 10183 | 11049 | 21232 | 31519 | 33341 | 64860 |
| Jigawa | 851 | 879 | 1730 | 726 | 717 | 1443 | 601 | 558 | 1159 | 2178 | 2154 | 4332 |
| Kaduna | 8545 | 8202 | 16747 | 7576 | 7352 | 14928 | 6854 | 6615 | 13469 | 22975 | 22169 | 45144 |
| Kano | 6089 | 3560 | 9649 | 2516 | 3015 | 5531 | 2124 | 2227 | 4351 | 10729 | 8802 | 19531 |
| Katsina | 14096 | 13802 | 27898 | 12285 | 11987 | 24272 | 7892 | 7489 | 15381 | 34273 | 33278 | 67551 |
| Kebbi | 1951 | 1882 | 3833 | 1679 | 1490 | 3169 | 1314 | 1234 | 2548 | 4944 | 4606 | 9550 |
| Kogi | 4137 | 4413 | 8550 | 4574 | 5020 | 9594 | 4386 | 4425 | 8811 | 13097 | 13858 | 26955 |
| Kwara | 4449 | 4298 | 8747 | 3972 | 3785 | 7757 | 3396 | 3305 | 6701 | 11817 | 11388 | 23205 |
| Lagos | 27891 | 29012 | 56903 | 27733 | 29165 | 56898 | 27398 | 29160 | 56558 | 83022 | 87337 | 170359 |
| Nasarawa | 8950 | 9018 | 17968 | 8421 | 8072 | 16493 | 7229 | 7148 | 14377 | 24600 | 24238 | 48838 |
| Niger | 6624 | 6167 | 12791 | 5607 | 5115 | 10722 | 4677 | 4223 | 8900 | 16908 | 15505 | 32413 |
| Ogun | 20597 | 21393 | 41990 | 21546 | 22409 | 43955 | 25277 | 27351 | 52628 | 67420 | 71153 | 138573 |
| Ondo | 2516 | 2627 | 5143 | 2509 | 2511 | 5020 | 2419 | 2333 | 4752 | 7444 | 7471 | 14915 |
| Osun | 9430 | 8924 | 18354 | 9377 | 8910 | 18287 | 8344 | 8184 | 16528 | 27151 | 26018 | 53169 |
| Oyo | 14390 | 14482 | 28872 | 13766 | 14441 | 28207 | 13955 | 14664 | 28619 | 42111 | 43587 | 85698 |
| Plateau | 24355 | 22930 | 47285 | 22752 | 21956 | 44708 | 22227 | 20660 | 42887 | 69334 | 65546 | 134880 |
| Rivers | 10766 | 11335 | 22101 | 9535 | 9835 | 19370 | 8825 | 9301 | 18126 | 29126 | 30471 | 59597 |
| Sokoto | 1711 | 1515 | 3226 | 1467 | 1481 | 2948 | 1209 | 1181 | 2390 | 4387 | 4177 | 8564 |
| Taraba | 7613 | 7162 | 14775 | 6860 | 6344 | 13204 | 5795 | 5229 | 11024 | 20268 | 18735 | 39003 |
| Yobe | 1677 | 1858 | 3535 | 1424 | 1584 | 3008 | 1187 | 1503 | 2690 | 4288 | 4945 | 9233 |
| Zamfara | 2159 | 1774 | 3933 | 1914 | 1896 | 3810 | 1649 | 1533 | 3182 | 5722 | 5203 | 10925 |
| National | 318843 | 319029 | 637872 | 300784 | 307926 | 608710 | 283650 | 290648 | 574298 | 903277 | 917603 | 1820880 |

*** = Public & Private data from 2017/2018

Table 3. 13: Enrolment in Public and Private Junior Secondary Schools by State, Class and Gender: 2018/2019

| STATE | JSS 1 | | | JSS 2 | | | JSS 3 | | | TOTAL | | |
|-----------------|----------------|----------------|----------------|----------------|----------------|----------------|----------------|----------------|----------------|----------------|----------------|----------------|
| | Male | Female | Total | Male | Female | Total | Male | Female | Total | Male | Female | Total |
| Abia | 13893 | 16102 | 29995 | 13391 | 15329 | 28720 | 12503 | 15184 | 27687 | 39787 | 46615 | 86402 |
| Adamawa | 31038 | 28350 | 59388 | 27499 | 25542 | 53041 | 25236 | 22311 | 47547 | 83773 | 76203 | 159976 |
| Akwa Ibom | 51938 | 57905 | 109843 | 50829 | 57632 | 108461 | 49640 | 55603 | 105243 | 152407 | 171140 | 323547 |
| Anambra | 20375 | 22876 | 43251 | 17747 | 20361 | 38108 | 17466 | 19610 | 37076 | 55588 | 62847 | 118435 |
| Bauchi | 44462 | 36152 | 80614 | 43166 | 34366 | 77532 | 38095 | 30600 | 68695 | 125723 | 101118 | 226841 |
| Bayelsa | 7387 | 7122 | 14509 | 7675 | 7596 | 15271 | 7424 | 7341 | 14765 | 22486 | 22059 | 44545 |
| Benue | 30172 | 28308 | 58480 | 30474 | 27997 | 58471 | 26639 | 24118 | 50757 | 87285 | 80423 | 167708 |
| Borno | 28433 | 25849 | 54282 | 26530 | 24404 | 50934 | 23742 | 21275 | 45017 | 78705 | 71528 | 150233 |
| Cross River | 23417 | 23459 | 46876 | 24241 | 22931 | 47172 | 25297 | 24215 | 49512 | 72955 | 70605 | 143560 |
| Delta | 35674 | 37352 | 73026 | 37387 | 37610 | 74997 | 33534 | 34592 | 68126 | 106595 | 109554 | 216149 |
| Ebonyi | 22533 | 23656 | 46189 | 18920 | 21635 | 40555 | 17962 | 20763 | 38725 | 59415 | 66054 | 125469 |
| Edo | 37080 | 36883 | 73963 | 37440 | 38528 | 75968 | 35925 | 35781 | 71706 | 110445 | 111192 | 221637 |
| Ekiti | 8806 | 8621 | 17427 | 8745 | 8423 | 17168 | 7730 | 7750 | 15480 | 25281 | 24794 | 50075 |
| Enugu | 27399 | 31797 | 59196 | 32601 | 38550 | 71151 | 32597 | 39221 | 71818 | 92597 | 109568 | 202165 |
| FCT | 27179 | 29278 | 56457 | 26991 | 28697 | 55688 | 26115 | 27469 | 53584 | 80285 | 85444 | 165729 |
| Gombe | 33225 | 27047 | 60272 | 32278 | 25925 | 58203 | 29454 | 23100 | 52554 | 94957 | 76072 | 171029 |
| Imo | 74076 | 77734 | 151810 | 76027 | 79487 | 155514 | 74811 | 79060 | 153871 | 224914 | 236281 | 461195 |
| Jigawa | 34005 | 27436 | 61441 | 35357 | 27229 | 62586 | 33103 | 24718 | 57821 | 102465 | 79383 | 181848 |
| Kaduna | 60213 | 56160 | 116373 | 59542 | 54514 | 114056 | 58338 | 53516 | 111854 | 178093 | 164190 | 342283 |
| Kano | 34635 | 33077 | 67712 | 26997 | 28058 | 55055 | 23569 | 22079 | 45648 | 85201 | 83214 | 168415 |
| Katsina | 77587 | 65313 | 142900 | 66110 | 55380 | 121490 | 59821 | 47564 | 107385 | 203518 | 168257 | 371775 |
| Kebbi | 31312 | 19881 | 51193 | 29537 | 17317 | 46854 | 26619 | 16508 | 43127 | 87468 | 53706 | 141174 |
| Kogi | 13329 | 12439 | 25768 | 13771 | 13240 | 27011 | 13844 | 12553 | 26397 | 40944 | 38232 | 79176 |
| Kwara | 22513 | 21924 | 44437 | 22885 | 22137 | 45022 | 22140 | 20735 | 42875 | 67538 | 64796 | 132334 |
| Lagos | 98074 | 100729 | 198803 | 90707 | 95374 | 186081 | 76318 | 82040 | 158358 | 265099 | 278143 | 543242 |
| Nasarawa | 20451 | 17986 | 38437 | 20317 | 18214 | 38531 | 20466 | 18565 | 39031 | 61234 | 54765 | 115999 |
| Niger | 47308 | 35443 | 82751 | 45721 | 34753 | 80474 | 41429 | 32538 | 73967 | 134458 | 102734 | 237192 |
| Ogun | 63394 | 63004 | 126398 | 63080 | 65789 | 128869 | 66519 | 143660 | 210179 | 192993 | 272453 | 465446 |
| Ondo | 23033 | 22493 | 45526 | 21999 | 22024 | 44023 | 20648 | 21244 | 41892 | 65680 | 65761 | 131441 |
| Osun | 30518 | 29633 | 60151 | 30677 | 29533 | 60210 | 27254 | 26775 | 54029 | 88449 | 85941 | 174390 |
| Oyo | 45308 | 46284 | 91592 | 45291 | 46875 | 92166 | 45580 | 47169 | 92749 | 136179 | 140328 | 276507 |
| Plateau | 33720 | 31353 | 65073 | 32047 | 39938 | 71985 | 31691 | 29069 | 60760 | 97458 | 100360 | 197818 |
| Rivers | 55979 | 59932 | 115911 | 58898 | 60252 | 119150 | 52208 | 56977 | 109185 | 167085 | 177161 | 344246 |
| Sokoto | 28401 | 17128 | 45529 | 27446 | 16413 | 43859 | 24214 | 14421 | 38635 | 80061 | 47962 | 128023 |
| Taraba | 19066 | 16102 | 35168 | 18198 | 14888 | 33086 | 15720 | 13190 | 28910 | 52984 | 44180 | 97164 |
| Yobe | 19148 | 15641 | 34789 | 18765 | 15255 | 34020 | 16265 | 13531 | 29796 | 54178 | 44427 | 98605 |
| Zamfara | 18837 | 8886 | 27723 | 18785 | 9063 | 27848 | 18208 | 9110 | 27318 | 55830 | 27059 | 82889 |
| National | 1293918 | 1219335 | 2513253 | 1258071 | 1201259 | 2459330 | 1178124 | 1193955 | 2372079 | 3730113 | 3614549 | 7344662 |

3.3 Teachers in Junior Secondary Schools

3.3.1 Number of Teachers

Table 3. 14: National Summary of Public and Private JSS Teachers by Gender: 2014/2015 - 2018/2019

| Year | Public | | Private | | Total | | |
|-----------|--------|--------|---------|--------|--------|--------|---------|
| | Male | Female | Male | Female | Male | Female | Total |
| 2014/2015 | 71519 | 73889 | 145408 | 55812 | 71921 | 127733 | 127331 |
| 2015/2016 | 83442 | 66197 | 149639 | 69181 | 73260 | 142441 | 152,623 |
| 2016/2017 | 109410 | 90362 | 199772 | 92317 | 83583 | 175900 | 201727 |
| 2017/2018 | 123832 | 104655 | 228487 | 91164 | 62695 | 153859 | 214996 |
| 2018/2019 | 162578 | 160332 | 360976 | 124804 | 132698 | 257502 | 287382 |

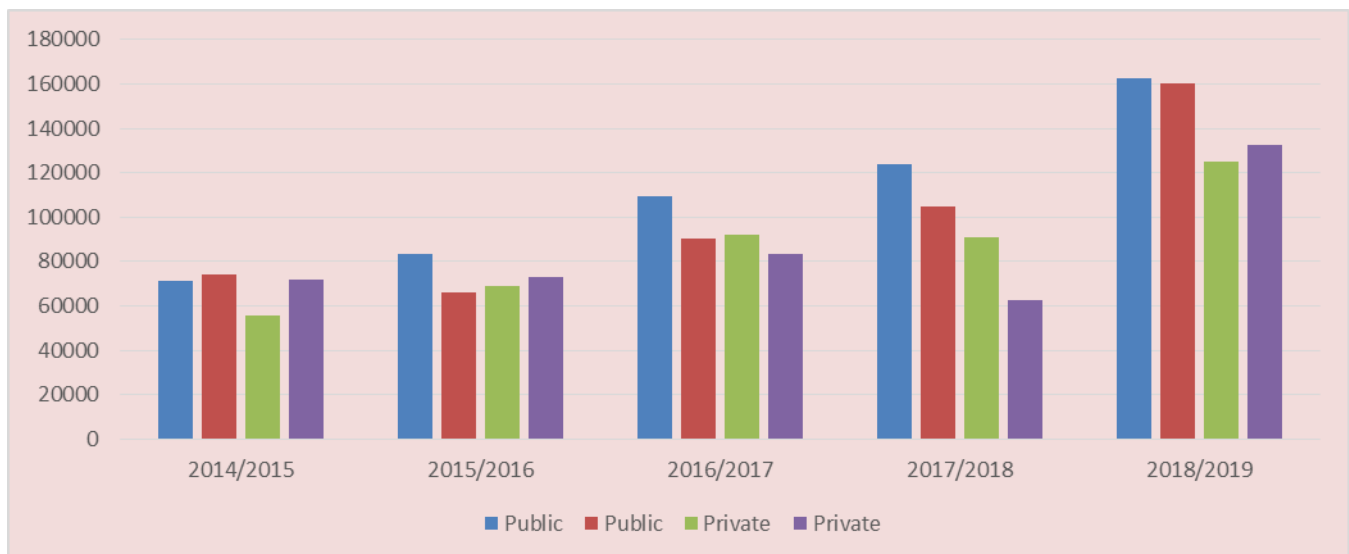


Figure 3. 4: Number of Teachers in Public and Private Junior Secondary Schools by Gender: 2014/2015 - 2018/2019

Table 3. 15: Teachers in Public and Private Junior Secondary Schools by State and Gender: 2018/2019

| STATE | Public Teacher | | | Private Teachers | | | Total | | |
|-----------------|----------------|---------------|---------------|------------------|---------------|---------------|---------------|---------------|---------------|
| | M | F | T | M | F | T | M | F | T |
| Abia | 796 | 2033 | 2829 | 2189 | 2626 | 4815 | 2985 | 4659 | 7644 |
| Adamawa | 4658 | 2632 | 7290 | 6879 | 5003 | 11882 | 11537 | 7635 | 19172 |
| Akwa Ibom | 1501 | 2796 | 4297 | 2380 | 3638 | 6018 | 3881 | 6434 | 10315 |
| Anambra | 624 | 3605 | 42295 | 660 | 1119 | 1779 | 1284 | 4724 | 44074 |
| Bauchi | 7336 | 2087 | 9423 | 1702 | 3404 | 5106 | 9038 | 5491 | 14529 |
| Bayelsa | 807 | 1129 | 1936 | 113 | 169 | 282 | 920 | 1298 | 2218 |
| Benue | 1528 | 824 | 2352 | 685 | 353 | 1038 | 2213 | 1177 | 3390 |
| Borno | 2926 | 1571 | 4497 | 1136 | 321 | 1457 | 4062 | 1892 | 5954 |
| Cross River | 6842 | 6766 | 13608 | 6262 | 6403 | 12665 | 13104 | 13169 | 26273 |
| Delta | 2596 | 5692 | 8288 | 2999 | 3201 | 6200 | 5595 | 8893 | 14488 |
| Ebonyi | 3421 | 1084 | 4505 | 2496 | 715 | 3211 | 5917 | 1799 | 7716 |
| Edo | 802 | 1357 | 2159 | 2453 | 2764 | 5217 | 3255 | 4121 | 7376 |
| Ekiti | 3926 | 6450 | 10376 | 1216 | 1662 | 2878 | 5142 | 8112 | 13254 |
| Enugu | 1761 | 5001 | 6762 | 2444 | 4646 | 7090 | 4205 | 9647 | 13852 |
| FCT | 2372 | 3224 | 5596 | 968 | 817 | 1785 | 3340 | 4041 | 7381 |
| Gombe | 4631 | 2253 | 6884 | 1127 | 548 | 1675 | 5758 | 2801 | 8559 |
| Imo | 2743 | 5692 | 8435 | 2242 | 2298 | 4540 | 4985 | 7990 | 12975 |
| Jigawa | 4723 | 1904 | 6627 | 231 | 172 | 403 | 4954 | 2076 | 7030 |
| Kaduna | 2977 | 2135 | 5112 | 8720 | 10853 | 19573 | 11697 | 12988 | 24685 |
| Kano | 1402 | 241 | 1643 | 277 | 139 | 416 | 1679 | 380 | 2059 |
| Katsina | 3325 | 872 | 4197 | 1750 | 681 | 2431 | 5075 | 1553 | 6628 |
| Kebbi | 3135 | 1091 | 4226 | 769 | 276 | 1045 | 3904 | 1367 | 5271 |
| Kogi | 3390 | 2242 | 5632 | 2008 | 1279 | 3287 | 5398 | 3521 | 8919 |
| Kwara | 4167 | 5360 | 9527 | 2410 | 2036 | 4446 | 6577 | 7396 | 13973 |
| Lagos | 2657 | 6502 | 9159 | 14568 | 28175 | 42743 | 17225 | 34677 | 51902 |
| Nasarawa | 2033 | 812 | 2845 | 3561 | 1470 | 5031 | 5594 | 2282 | 7876 |
| Niger | 3065 | 1707 | 4772 | 4910 | 4968 | 9878 | 7975 | 6675 | 14650 |
| Ogun | 55588 | 59842 | 115430 | 18774 | 19101 | 37875 | 74362 | 78943 | 153305 |
| Ondo | 3806 | 3264 | 7070 | 519 | 455 | 974 | 4325 | 3719 | 8044 |
| Osun | 2990 | 4073 | 7063 | 2421 | 1853 | 4274 | 5411 | 5926 | 11337 |
| Oyo | 3947 | 6509 | 10456 | 5210 | 5224 | 10434 | 9157 | 11733 | 20890 |
| Plateau | 2298 | 998 | 3296 | 4401 | 4153 | 8554 | 6699 | 5151 | 11850 |
| Rivers | 3683 | 4726 | 8409 | 6852 | 6136 | 12988 | 10535 | 10862 | 21397 |
| Sokoto | 3204 | 1060 | 4264 | 2220 | 2237 | 4457 | 5424 | 3297 | 8721 |
| Taraba | 1687 | 608 | 2295 | 3201 | 1602 | 4803 | 4888 | 2210 | 7098 |
| Yobe | 1482 | 378 | 1860 | 1804 | 994 | 2798 | 3286 | 1372 | 4658 |
| Zamfara | 3749 | 1812 | 5561 | 2247 | 1207 | 3454 | 5996 | 3019 | 9015 |
| National | 162578 | 160332 | 360976 | 124804 | 132698 | 257502 | 287382 | 293030 | 618478 |

3.3.2 Teachers by Qualification

The minimum teaching qualification for teachers in junior secondary school is the National Certificate in Education (NCE). Therefore, teachers who possess a first or higher degree certificate without any teaching qualification such as a diploma or certificate in education are designated as unqualified.

3.3.3 Qualified teachers

Table 3. 16: Number and Proportion of Qualified Teachers in Public Junior Secondary Schools by State and Gender: 2018/2019

| STATE | ALL TEACHER | | | QUALIFIED TEACHERS | | |
|-----------------|---------------|---------------|---------------|--------------------|--------------|---------------|
| | M | F | T | M | F | T |
| Abia | 796 | 2033 | 2829 | 794 | 2030 | 2824 |
| Adamawa | 4,658 | 2,632 | 7,290 | 3,894 | 2,340 | 6,234 |
| Akwa Ibom | 1501 | 2796 | 4297 | 1501 | 2796 | 4297 |
| Anambra | 624 | 3605 | 42295 | 575 | 3473 | 4048 |
| Bauchi | 7336 | 2087 | 9423 | 6656 | 1921 | 8577 |
| Bayelsa | 807 | 1129 | 1936 | 807 | 1117 | 1924 |
| Benue | 1528 | 824 | 2352 | 456 | 442 | 898 |
| Borno | 2926 | 1571 | 4497 | 2442 | 1417 | 3859 |
| Cross River | 6842 | 6766 | 13608 | 3652 | 5932 | 9584 |
| Delta | 2596 | 5692 | 8288 | 1968 | 4943 | 6911 |
| Ebonyi | 3421 | 1084 | 4505 | 2542 | 650 | 3192 |
| Edo | 802 | 1357 | 2159 | 776 | 1329 | 2105 |
| Ekiti | 3926 | 6450 | 10376 | 3846 | 6369 | 10215 |
| Enugu | 1761 | 5001 | 6762 | 1343 | 4717 | 6060 |
| FCT | 2372 | 3224 | 5596 | 2307 | 3176 | 5483 |
| Gombe | 4631 | 2253 | 6884 | 2632 | 1351 | 3983 |
| Imo | 2743 | 5692 | 8435 | 2637 | 5579 | 8216 |
| Jigawa | 4723 | 1904 | 6627 | 3344 | 119 | 3463 |
| Kaduna | 2977 | 2135 | 5112 | 2711 | 1958 | 4669 |
| Kano | 1402 | 241 | 1643 | 1402 | 241 | 1643 |
| Katsina | 3325 | 872 | 4197 | 2623 | 683 | 3306 |
| Kebbi | 3135 | 1091 | 4226 | 2307 | 824 | 3131 |
| Kogi | 3390 | 2242 | 5632 | 2483 | 1877 | 4360 |
| Kwara | 4167 | 5360 | 9527 | 3730 | 5015 | 8745 |
| Lagos | 2657 | 6502 | 9159 | 2567 | 6354 | 8921 |
| Nasarawa | 2033 | 812 | 2845 | 1789 | 728 | 2517 |
| Niger | 3065 | 1707 | 4772 | 2909 | 1626 | 4535 |
| Ogun | 55588 | 59842 | 115430 | 4175 | 5777 | 9952 |
| Ondo | 3806 | 3264 | 7070 | 3806 | 3264 | 7070 |
| Osun | 2990 | 4073 | 7063 | 2990 | 4073 | 7063 |
| Oyo | 3947 | 6509 | 10456 | 3947 | 6509 | 10456 |
| Plateau | 2298 | 998 | 3296 | 2076 | 927 | 3003 |
| Rivers | 3683 | 4726 | 8409 | 2411 | 3392 | 5803 |
| Sokoto | 3204 | 1060 | 4264 | 2811 | 953 | 3764 |
| Taraba | 1687 | 608 | 2295 | 1489 | 542 | 2031 |
| Yobe | 1482 | 378 | 1860 | 1274 | 337 | 1611 |
| Zamfara | 3749 | 1812 | 5561 | 321 | 172 | 493 |
| National | 162578 | 160332 | 360976 | 89993 | 94953 | 184946 |

Table 3. 17: Number and Proportion of Qualified Teachers in Private Junior Secondary Schools by State and Gender: 2018/2019

| STATE | ALL TEACHER | | | QUALIFIED TEACHERS | | |
|-----------------|---------------|---------------|---------------|--------------------|---------------|---------------|
| | M | F | T | M | F | T |
| Abia | 2189 | 2626 | 4815 | 1964 | 2383 | 4347 |
| Adamawa | 6879 | 5003 | 11882 | 4277 | 3621 | 7898 |
| Akwa Ibom | 2380 | 3638 | 6018 | 2380 | 3638 | 6018 |
| Anambra | 660 | 1119 | 1779 | 602 | 1090 | 1692 |
| Bauchi | 1702 | 3404 | 5106 | 1314 | 2628 | 3942 |
| Bayelsa | 113 | 169 | 282 | 58 | 99 | 157 |
| Benue | 685 | 353 | 1038 | 190 | 197 | 387 |
| Borno | 1136 | 321 | 1457 | 741 | 224 | 965 |
| Cross River | 6262 | 6403 | 12665 | 3224 | 5652 | 8876 |
| Delta | 2999 | 3201 | 6200 | 1648 | 2199 | 3847 |
| Ebonyi | 2496 | 715 | 3211 | 1914 | 416 | 2330 |
| Edo | 2453 | 2764 | 5217 | 2427 | 2736 | 5163 |
| Ekiti | 1216 | 1662 | 2878 | 388 | 683 | 1071 |
| Enugu | 2444 | 4646 | 7090 | 2182 | 4251 | 6433 |
| FCT | 968 | 817 | 1785 | 717 | 692 | 1409 |
| Gombe | 1127 | 548 | 1675 | 786 | 389 | 1175 |
| Imo | 2242 | 2298 | 4540 | 2242 | 2298 | 4540 |
| Jigawa | 231 | 172 | 403 | 96 | 1 | 97 |
| Kaduna | 8720 | 10853 | 19573 | 7314 | 8752 | 16066 |
| Kano | 277 | 139 | 416 | 277 | 139 | 416 |
| Katsina | 1750 | 681 | 2431 | 1299 | 422 | 1721 |
| Kebbi | 769 | 276 | 1045 | 412 | 142 | 554 |
| Kogi | 2008 | 1279 | 3287 | 1291 | 926 | 2217 |
| Kwara | 2410 | 2036 | 4446 | 2072 | 1607 | 3679 |
| Lagos | 14568 | 28175 | 42743 | 14148 | 18101 | 32249 |
| Nasarawa | 3561 | 1470 | 5031 | 3172 | 1337 | 4509 |
| Niger | 4910 | 4968 | 9878 | 4278 | 3856 | 8134 |
| Ogun | 18774 | 19101 | 37875 | 8286 | 11070 | 19356 |
| Ondo | 519 | 455 | 974 | 519 | 455 | 974 |
| Osun | 2421 | 1853 | 4274 | 2421 | 1853 | 4274 |
| Oyo | 5210 | 5224 | 10434 | 4897 | 4531 | 9428 |
| Plateau | 4401 | 4153 | 8554 | 4030 | 1969 | 5999 |
| Rivers | 6852 | 6136 | 12988 | 2577 | 2590 | 5167 |
| Sokoto | 2220 | 2237 | 4457 | 2035 | 1977 | 4012 |
| Taraba | 3201 | 1602 | 4803 | 2153 | 9707 | 2362 |
| Yobe | 1804 | 994 | 2798 | 278 | 66 | 344 |
| Zamfara | 2247 | 1207 | 3454 | 229 | 163 | 392 |
| National | 124804 | 132698 | 257502 | 88838 | 102860 | 182200 |

Table 3. 18: Number and Proportion of Qualified Teachers in Public and Private Junior Secondary Schools by State and Gender: 2018/2019

| STATE | ALL TEACHER | | | QUALIFIED TEACHERS | | |
|-----------------|---------------|---------------|---------------|--------------------|---------------|---------------|
| | M | F | T | M | F | T |
| Abia | 2985 | 4659 | 7644 | 2758 | 4413 | 7171 |
| Adamawa | 11537 | 7635 | 19172 | 8171 | 5961 | 14132 |
| Akwa Ibom | 3881 | 6434 | 10315 | 3881 | 6434 | 10315 |
| Anambra | 1284 | 4724 | 44074 | 1177 | 4563 | 5740 |
| Bauchi | 9038 | 5491 | 14529 | 7970 | 4549 | 12519 |
| Bayelsa | 920 | 1298 | 2218 | 865 | 1216 | 2081 |
| Benue | 2213 | 1177 | 3390 | 646 | 639 | 1285 |
| Borno | 4062 | 1892 | 5954 | 3183 | 1641 | 4824 |
| Cross River | 13104 | 13169 | 26273 | 6876 | 11584 | 18460 |
| Delta | 5595 | 8893 | 14488 | 3616 | 7142 | 10758 |
| Ebonyi | 5917 | 1799 | 7716 | 4456 | 1066 | 5522 |
| Edo | 3255 | 4121 | 7376 | 3203 | 4065 | 7268 |
| Ekiti | 5142 | 8112 | 13254 | 4234 | 7052 | 11286 |
| Enugu | 4205 | 9647 | 13852 | 3525 | 8968 | 12493 |
| FCT | 3340 | 4041 | 7381 | 3024 | 3868 | 6892 |
| Gombe | 5758 | 2801 | 8559 | 3418 | 1740 | 5158 |
| Imo | 4985 | 7990 | 12975 | 4879 | 7877 | 12756 |
| Jigawa | 4954 | 2076 | 7030 | 3440 | 120 | 3560 |
| Kaduna | 11697 | 12988 | 24685 | 10025 | 10710 | 20735 |
| Kano | 1679 | 380 | 2059 | 1679 | 380 | 2059 |
| Katsina | 5075 | 1553 | 6628 | 3922 | 1105 | 5027 |
| Kebbi | 3904 | 1367 | 5271 | 2719 | 966 | 3685 |
| Kogi | 5398 | 3521 | 8919 | 3774 | 2803 | 6577 |
| Kwara | 6577 | 7396 | 13973 | 5802 | 6622 | 12424 |
| Lagos | 17225 | 34677 | 51902 | 16715 | 24455 | 41170 |
| Nasarawa | 5594 | 2282 | 7876 | 4961 | 2065 | 7026 |
| Niger | 7975 | 6675 | 14650 | 7187 | 5482 | 12669 |
| Ogun | 74362 | 78943 | 153305 | 12461 | 16847 | 29308 |
| Ondo | 4325 | 3719 | 8044 | 4325 | 3719 | 8044 |
| Osun | 5411 | 5926 | 11337 | 5411 | 5926 | 11337 |
| Oyo | 9157 | 11733 | 20890 | 8844 | 11040 | 19884 |
| Plateau | 6699 | 5151 | 11850 | 6106 | 2896 | 9002 |
| Rivers | 10535 | 10862 | 21397 | 4988 | 5982 | 10970 |
| Sokoto | 5424 | 3297 | 8721 | 4846 | 2930 | 7776 |
| Taraba | 4888 | 2210 | 7098 | 3642 | 10249 | 4393 |
| Yobe | 3286 | 1372 | 4658 | 1552 | 403 | 1955 |
| Zamfara | 5996 | 3019 | 9015 | 550 | 335 | 885 |
| National | 287382 | 293030 | 618478 | 178831 | 197813 | 367146 |

3.3.4 Summary of Teachers in Public Schools

Table 3. 19: Summary of Public JSS Teachers, Qualified Teachers and % of Qualified Teachers by Gender: 2014/2015-- 2018/2019

| Year | All Teachers | | | Qualified Teachers | | |
|-----------|--------------|--------|--------|--------------------|--------|--------|
| | Male | Female | Total | Male | Female | Total |
| 2014/2015 | 71519 | 73889 | 145408 | 54906 | 59515 | 114421 |
| 2015/2016 | 83442 | 66197 | 149639 | 71628 | 58092 | 129720 |
| 2016/2017 | 201727 | 173945 | 375672 | 99888 | 85585 | 185473 |
| 2017/2018 | 123832 | 104655 | 228487 | 100065 | 91141 | 191206 |
| 2018/2019 | 162578 | 160332 | 360976 | 89993 | 94953 | 184946 |

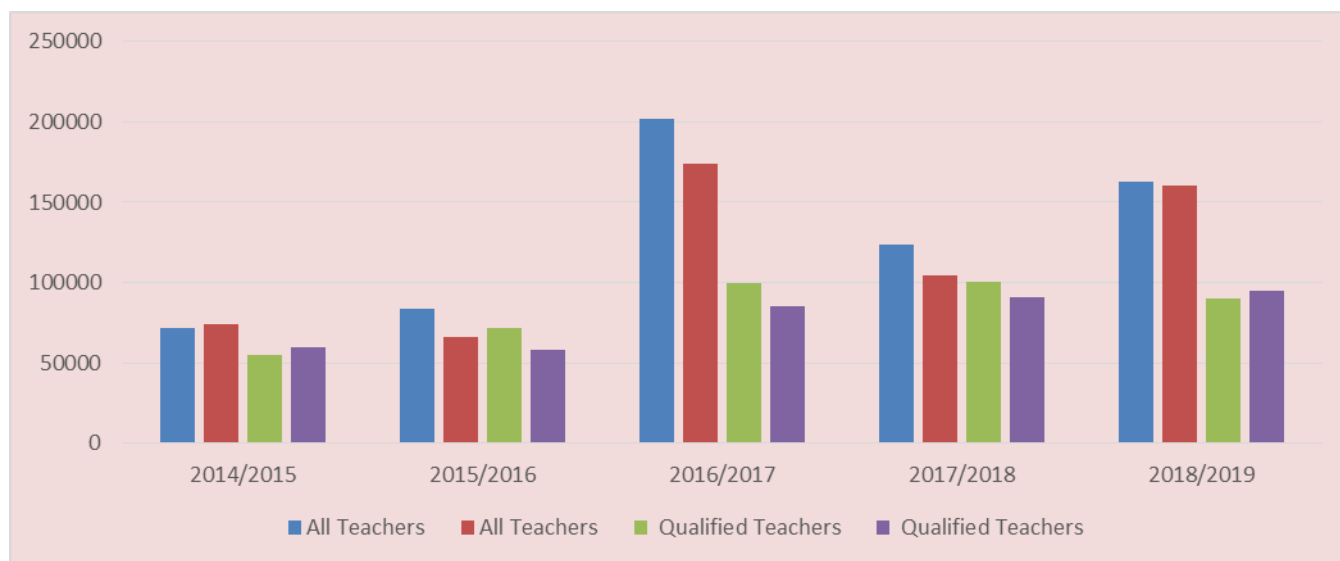


Figure 3. 5: Summary of Public Junior Secondary Schools Teachers by Gender: 2014/2015-- 2018/2019

3.4 Facilities

3.4.1 Classrooms

Table 3. 20: Number and Condition of Classrooms by State in Public and Private Junior Secondary School: 2018/2019

| State | Public | | | Private | | | Public And Private | | |
|-----------------|----------------|---------------|---------------|----------------|---------------|---------------|--------------------|---------------|---------------|
| | Good Classroom | Bad Classroom | Total | Good Classroom | Bad Classroom | Total | Good Classroom | Bad Classroom | Total |
| Abia | 605 | 616 | 1221 | 1782 | 286 | 2068 | 2387 | 902 | 3289 |
| Adamawa | 2841 | 919 | 3760 | 1853 | 0 | 1853 | 4694 | 919 | 5613 |
| Akwabom | 1794 | 1347 | 3141 | 1631 | 344 | 1975 | 3425 | 1691 | 5116 |
| Anambra | 3007 | 130 | 3137 | 1244 | 8 | 1252 | 4251 | 138 | 4389 |
| Bauchi | 2290 | 77 | 2367 | 3204 | 800 | 4004 | 5494 | 877 | 6371 |
| Bayelsa | 617 | 82 | 699 | 213 | 294 | 507 | 830 | 376 | 1206 |
| Benue | 1468 | 643 | 2111 | 1701 | 152 | 1853 | 3169 | 795 | 3964 |
| Borno | NA | NA | NA | NA | NA | NA | NA | NA | NA |
| Cross River | 3551 | 800 | 4351 | 3649 | 762 | 4411 | 7200 | 1562 | 8762 |
| Delta | 1694 | 1110 | 2804 | 2891 | 85 | 2976 | 4585 | 1195 | 5780 |
| Ebonyi | 1040 | 42 | 1082 | 1436 | 80 | 1516 | 2476 | 122 | 2598 |
| Edo | 1060 | 943 | 2003 | 3240 | 98 | 3338 | 4300 | 1041 | 5341 |
| Ekiti | 409 | 1173 | 1582 | 16 | 13 | 29 | 425 | 1186 | 1611 |
| Enugu | 2790 | 66 | 2856 | 1950 | 11 | 1961 | 4740 | 77 | 4817 |
| FCT | 2251 | 571 | 2822 | 804 | 3 | 807 | 3055 | 574 | 3629 |
| Gombe | 1487 | 1407 | 2894 | NA | NA | NA | 1487 | 1407 | 2894 |
| Imo | 4450 | 1477 | 5927 | 1606 | 321 | 1927 | 6056 | 1798 | 7854 |
| Jigawa | 2480 | 300 | 2780 | 232 | 35 | 267 | 2712 | 335 | 3047 |
| Kaduna | 14485 | 1095 | 15580 | 34837 | 1213 | 36050 | 49322 | 2308 | 51630 |
| Kano | 14064 | 9380 | 23444 | 2293 | 2867 | 5160 | 16357 | 12247 | 28604 |
| Katsina | 3711 | 173 | 3884 | 3348 | 173 | 3521 | 7059 | 346 | 7405 |
| Kebbi | NA | NA | NA | NA | NA | NA | NA | NA | NA |
| Kogi | 1371 | 1042 | 2413 | 282 | 23 | 305 | 1653 | 1065 | 2718 |
| Kwara | 2577 | 46 | 2623 | 1260 | 47 | 1307 | 3837 | 93 | 3930 |
| Lagos | 1837 | 38 | 1875 | 25600 | 274 | 25874 | 27437 | 312 | 27749 |
| Nassarawa | 705 | 579 | 1284 | 1981 | 112 | 2093 | 2686 | 691 | 3377 |
| Niger | 6806 | 17367 | 24173 | 1098 | 2332 | 3430 | 7904 | 19699 | 27603 |
| Ogun | 1720 | 1521 | 3241 | 8879 | 403 | 9282 | 10599 | 1924 | 12523 |
| Ondo | 1225 | 1370 | 2595 | 3052 | 316 | 3368 | 4277 | 1686 | 5963 |
| Osun | 1678 | 1505 | 3183 | 2941 | 138 | 3079 | 4619 | 1643 | 6262 |
| Oyo | 1145 | 88 | 1233 | NA | NA | NA | 1145 | 88 | 1233 |
| Plateau | 1678 | 534 | 2212 | 2333 | 521 | 2854 | 4011 | 1055 | 5066 |
| Rivers | 935 | 951 | 1886 | 9799 | 0 | 9799 | 10734 | 951 | 11685 |
| Sokoto | 1638 | 404 | 2042 | 1029 | 35 | 1064 | 2667 | 439 | 3106 |
| Taraba | 20 | NA | 20 | 104 | 8 | 112 | 124 | 8 | 132 |
| Yobe | 202 | 7 | 209 | 21 | NA | 21 | 223 | 7 | 230 |
| Zamfara | 1383 | 301 | 1684 | NA | NA | NA | 1383 | 301 | 1684 |
| National | 91014 | 48104 | 139118 | 126309 | 11754 | 138063 | 217323 | 59858 | 277181 |

3.4.2 Toilets

Table 3. 21: Number of Toilet Facilities by State in Public Junior Secondary Schools: 2018/2019

| State | Toilets for Students | | | Toilets for Teachers | | |
|--------------|----------------------|--------------|--------------|----------------------|--------------|--------------|
| | Male | Female | Total | Male | Female | Total |
| Abia | 285 | 542 | 827 | 86 | 203 | 289 |
| Adamawa | 364 | 333 | 697 | 320 | 313 | 633 |
| Akwa Ibom | 360 | 521 | 881 | 223 | 227 | 450 |
| Anambra | 799 | 1033 | 1832 | 253 | 463 | 716 |
| Bauchi | 2290 | 77 | 2367 | NA | NA | NA |
| Bayelsa | 155 | 135 | 290 | 67 | 76 | 143 |
| Benue | 776 | 1606 | 2382 | 504 | 631 | 1135 |
| Borno | NA | NA | NA | NA | NA | NA |
| Cross River | 686 | 698 | 1384 | 534 | 539 | 1073 |
| Delta | 438 | 462 | 900 | 364 | 474 | 838 |
| Ebonyi | 133 | 231 | 364 | 133 | 231 | 364 |
| Edo | 622 | 622 | 1244 | 311 | 311 | 622 |
| Ekiti | 245 | 230 | 475 | 237 | 218 | 455 |
| Enugu | NA | NA | NA | NA | NA | NA |
| FCT | 755 | 755 | 1510 | NA | NA | NA |
| Gombe | 1487 | 1407 | 2894 | 729 | 535 | 1264 |
| Imo | 205 | 344 | 549 | 112 | 178 | 290 |
| Jigawa | 1103 | 873 | 1976 | 680 | 611 | 1291 |
| Kaduna | 6674 | 5915 | 12589 | 2850 | 2115 | 4965 |
| Kano | 328 | 353 | 681 | 203 | 60 | 263 |
| Katsina | 1704 | 1693 | 3397 | 606 | 288 | 894 |
| kebbi | 440 | 215 | 655 | 218 | 109 | 327 |
| Kogi | 825 | 1613 | 2438 | 15 | 15 | 30 |
| Kwara | NA | NA | NA | NA | NA | NA |
| Lagos | 1517 | 1706 | 3223 | 707 | 860 | 1567 |
| Nassarawa | 596 | 655 | 1251 | 360 | 377 | 737 |
| Niger | 368 | 320 | 688 | 190 | 177 | 367 |
| Ogun | 584 | 618 | 1202 | 346 | 377 | 723 |
| Ondo | 144 | 147 | 291 | 164 | 160 | 324 |
| Osun | 520 | 302 | 822 | 375 | 225 | 600 |
| Oyo | 563 | 583 | 1146 | 201 | 421 | 622 |
| Plateau | NA | NA | NA | NA | NA | NA |
| Rivers | 1061 | 24326 | 25387 | 1061 | 24326 | 25387 |
| Sokoto | 778 | 328 | 1106 | 328 | 370 | 698 |
| Taraba | 80 | 67 | 147 | 15 | 16 | 31 |
| Yobe | 59 | 115 | 174 | 79 | 4 | 83 |
| Zamfara | 832 | 915 | 1747 | 832 | 915 | 1747 |
| TOTAL | 27776 | 49740 | 77516 | 13103 | 35825 | 48928 |

Table 3. 22: Number of Toilet Facilities by State in Private Junior Secondary School: 2018/2019

| State | Toilets for Students | | | Toilets for Teachers | | |
|--------------|----------------------|--------------|--------------|----------------------|--------------|--------------|
| | Male | Female | Total | Male | Female | Total |
| Abia | 1025 | 1024 | 2049 | 614 | 635 | 1249 |
| Adamawa | 761 | 363 | 1124 | 802 | 355 | 1157 |
| Akwa Ibom | 932 | 1022 | 1954 | 430 | 430 | 860 |
| Anambra | 339 | 399 | 738 | 125 | 163 | 288 |
| Bauchi | NA | NA | NA | NA | NA | NA |
| Bayelsa | 390 | 432 | 822 | 162 | 159 | 321 |
| Benue | 715 | 808 | 1523 | 373 | 411 | 784 |
| Borno | NA | NA | NA | NA | NA | NA |
| Cross River | 706 | 736 | 1442 | 541 | 585 | 1126 |
| Delta | 740 | 740 | 1480 | 740 | 740 | 1480 |
| Ebonyi | 421 | 493 | 914 | 85 | 88 | 173 |
| Edo | 3691 | 174 | 3865 | 808 | 1091 | 1899 |
| Ekiti | 310 | 329 | 639 | 238 | 246 | 484 |
| Enugu | NA | NA | NA | NA | NA | NA |
| FCT | 447 | 344 | 791 | 187 | 209 | 396 |
| Gombe | NA | NA | NA | NA | NA | NA |
| Imo | 167 | 913 | 1080 | 443 | 461 | 904 |
| Jigawa | 97 | 95 | 192 | 73 | 78 | 151 |
| Kaduna | 14071 | 14865 | 28936 | 5579 | 5547 | 11126 |
| Kano | 162 | 77 | 239 | 68 | 24 | 92 |
| Katsina | 1234 | 1267 | 2501 | 559 | 413 | 972 |
| Kebbi | 85 | 65 | 150 | 85 | 28 | 113 |
| Kogi | NA | NA | NA | NA | NA | NA |
| Kwara | NA | NA | NA | NA | NA | NA |
| Lagos | NA | NA | NA | NA | NA | NA |
| Nassarawa | 1283 | 1198 | 2481 | 872 | 768 | 1640 |
| Niger | 861 | 921 | 1782 | 389 | 398 | 787 |
| Ogun | 3986 | 3836 | 7822 | 2116 | 2490 | 4606 |
| Ondo | 545 | 545 | 1090 | 545 | 545 | 1090 |
| Osun | 415 | 194 | 609 | 267 | 116 | 383 |
| Oyo | 599 | 614 | 1213 | 339 | 355 | 694 |
| Plateau | NA | NA | NA | NA | NA | NA |
| Rivers | 1736 | 2079 | 3815 | NA | NA | NA |
| Sokoto | NA | NA | NA | NA | NA | NA |
| Taraba | 112 | 90 | 202 | 25 | 23 | 48 |
| Yobe | 41 | 26 | 67 | 55 | 0 | 55 |
| Zamfara | 552 | 577 | 1129 | 552 | 577 | 1129 |
| TOTAL | 36423 | 34226 | 70649 | 17072 | 16935 | 34007 |

Table 3. 23: Number of Toilet Facilities by State in Public and Private Junior Secondary Schools: 2018/2019

| State | Toilets for Students | | | Toilets for Teachers | | |
|--------------|----------------------|--------------|---------------|----------------------|--------------|--------------|
| | Male | Female | Total | Male | Female | Total |
| Abia | 1310 | 1566 | 2876 | 700 | 838 | 1538 |
| Adamawa | 1125 | 696 | 1821 | 1122 | 668 | 1790 |
| Akwa Ibom | 1292 | 1543 | 2835 | 653 | 657 | 1310 |
| Anambra | 1138 | 1432 | 2570 | 378 | 626 | 1004 |
| Bauchi | 2290 | 77 | 2367 | NA | NA | NA |
| Bayelsa | 545 | 567 | 1112 | 229 | 235 | 464 |
| Benue | 1491 | 2414 | 3905 | 877 | 1042 | 1919 |
| Borno | NA | NA | NA | NA | NA | NA |
| Cross River | 1392 | 1434 | 2826 | 1075 | 1124 | 2199 |
| Delta | 1178 | 1202 | 2380 | 1104 | 1214 | 2318 |
| Ebonyi | 554 | 724 | 1278 | 218 | 319 | 537 |
| Edo | 4313 | 796 | 5109 | 1119 | 1402 | 2521 |
| Ekiti | 555 | 559 | 1114 | 475 | 464 | 939 |
| Enugu | NA | NA | NA | NA | NA | NA |
| FCT | 1202 | 1099 | 2301 | 187 | 209 | 396 |
| Gombe | 1487 | 1407 | 2894 | 729 | 535 | 1264 |
| Imo | 372 | 1257 | 1629 | 555 | 639 | 1194 |
| Jigawa | 1200 | 968 | 2168 | 753 | 689 | 1442 |
| Kaduna | 20745 | 20780 | 41525 | 8429 | 7662 | 16091 |
| Kano | 490 | 430 | 920 | 271 | 84 | 355 |
| Katsina | 2938 | 2960 | 5898 | 1165 | 701 | 1866 |
| Kebbi | 525 | 280 | 805 | 303 | 137 | 440 |
| Kogi | 825 | 1613 | 2438 | 15 | 15 | 30 |
| Kwara | NA | NA | NA | NA | NA | NA |
| Lagos | 1517 | 1706 | 3223 | 707 | 860 | 1567 |
| Nassarawa | 1879 | 1853 | 3732 | 1232 | 1145 | 2377 |
| Niger | 1229 | 1241 | 2470 | 579 | 575 | 1154 |
| Ogun | 4570 | 4454 | 9024 | 2462 | 2867 | 5329 |
| Ondo | 689 | 692 | 1381 | 709 | 705 | 1414 |
| Osun | 935 | 496 | 1431 | 642 | 341 | 983 |
| Oyo | 1162 | 1197 | 2359 | 540 | 776 | 1316 |
| Plateau | NA | NA | NA | NA | NA | NA |
| Rivers | 2797 | 26405 | 29202 | 1061 | 24326 | 25387 |
| Sokoto | 778 | 328 | 1106 | 328 | 370 | 698 |
| Taraba | 192 | 157 | 349 | 40 | 39 | 79 |
| Yobe | 100 | 141 | 241 | 134 | 4 | 138 |
| Zamfara | 1384 | 1492 | 2876 | 1384 | 1492 | 2876 |
| TOTAL | 64199 | 83966 | 148165 | 30175 | 52760 | 82935 |

CHAPTER FOUR

SENIOR SECONDARY SCHOOL DATA

4.0 Introduction

Senior Secondary Schools consist of the second component of the 3-3 education system. It is of three-year duration and prepares students who complete senior secondary education for tertiary education. It officially caters for children in the 15 – 17 years of age and offers a broad curriculum. Data presented in this chapter is restricted to data generated for conventional secondary school as distinct from technical and vocational schools of the same level.

4.1 Number of Senior Secondary Schools

Table 4. 1: Number of Public and Private Senior Secondary Schools: 2014/2015- 2018/2019

| Year | Public | Private | Total |
|-----------|--------|---------|--------|
| 2014/2015 | 8,008 | 9,731 | 17,739 |
| 2015/2016 | 8,930 | 12,758 | 21,688 |
| 2016/2017 | 9,015 | 13,423 | 22,438 |
| 2017/2018 | 8,835 | 12,204 | 21,039 |
| 2018/2019 | 9,862 | 17,667 | 26,826 |

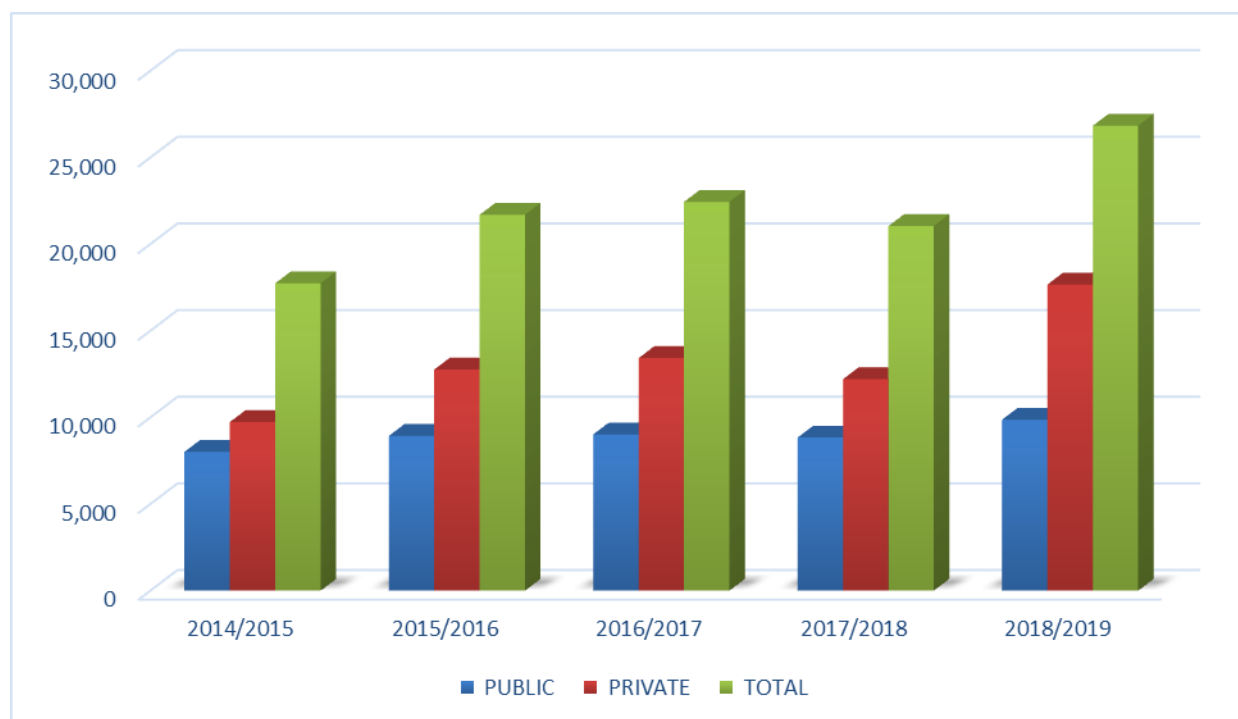


Figure 4. 1: Number of Public and Private Senior Secondary Schools: 2014/2015- 2018/2019

4.1.1 Number of Public and Private Senior Secondary Schools by States: 2018/2019

Table 4. 2: Number of Public and Private Senior Secondary Schools by States: 2018/2019

| State | Public | | | Private | | | Total | | |
|--------------|--------------|--------------|--------------|--------------|---------------|---------------|---------------|---------------|---------------|
| | Rural | Urban | Total | Rural | Urban | Total | Rural | Urban | Total |
| Abia | 109 | 21 | 130 | 170 | 60 | 230 | 279 | 81 | 360 |
| Adamawa | 190 | 121 | 311 | 97 | 106 | 203 | 287 | 227 | 514 |
| Akwa Ibom | 183 | 77 | 260 | 35 | 263 | 298 | 218 | 340 | 558 |
| Anambra | 201 | 60 | 261 | 77 | 129 | 206 | 278 | 189 | 467 |
| Bauchi | 69 | 136 | 205 | 149 | 299 | 448 | 218 | 435 | 653 |
| Bayelsa | 158 | 34 | 192 | 19 | 62 | 81 | 177 | 96 | 273 |
| Benue | 211 | 96 | 308 | 915 | 656 | 1580 | 1,126 | 752 | 1,878 |
| Borno | 152 | 156 | 308 | 60 | 233 | 293 | 212 | 389 | 601 |
| *Cross River | 307 | 42 | 349 | 199 | 297 | 496 | 506 | 339 | 845 |
| Delta | 346 | 120 | 466 | 173 | 320 | 493 | 519 | 440 | 959 |
| Ebonyi | 190 | 37 | 227 | 258 | 34 | 292 | 448 | 71 | 519 |
| Edo | 136 | 25 | 161 | 230 | 220 | 450 | 366 | 245 | 611 |
| *Ekiti | 86 | 128 | 214 | 77 | 547 | 624 | 163 | 675 | 838 |
| Enugu | 287 | 39 | 326 | 345 | 162 | 507 | 632 | 201 | 833 |
| Fct | 27 | 40 | 67 | 63 | 123 | 186 | 90 | 163 | 253 |
| Gombe | 82 | 44 | 126 | 121 | 156 | 277 | 203 | 200 | 403 |
| Imo | 246 | 50 | 296 | 331 | 76 | 407 | 577 | 126 | 703 |
| Jigawa | 79 | 115 | 194 | NA | 18 | 18 | 79 | 133 | 212 |
| Kaduna | 264 | 83 | 347 | 321 | 654 | 975 | 585 | 737 | 1,322 |
| *Kano | 384 | 233 | 617 | NA | NA | NA | 384 | 233 | 617 |
| Katsina | 178 | 73 | 251 | 45 | 98 | 143 | 223 | 171 | 394 |
| *Kebbi | 108 | 70 | 178 | 3 | 26 | 29 | 111 | 96 | 207 |
| *Kogi | 241 | 44 | 285 | NA | NA | NA | 241 | 44 | 285 |
| *Kwara | 296 | 82 | 378 | 60 | 255 | 315 | 356 | 337 | 693 |
| Lagos | 63 | 265 | 328 | 205 | 613 | 818 | 268 | 878 | 1,146 |
| *Nasarawa | 82 | 41 | 123 | 103 | 327 | 430 | 469 | 474 | 943 |
| Niger | 190 | 111 | 301 | 24 | 208 | 232 | 239 | 229 | 468 |
| Ogun | 163 | 166 | 329 | 283 | 941 | 1224 | 446 | 1,107 | 1,553 |
| Ondo | 186 | 135 | 321 | 241 | 226 | 468 | 427 | 361 | 788 |
| *Osun | 129 | 134 | 263 | | 0 | 0 | 129 | 134 | 263 |
| Oyo | 207 | 360 | 567 | 842 | 3157 | 3999 | 1,049 | 3,517 | 4,015 |
| Plateau | 254 | NA | 302 | NA | NA | 644 | 254 | NA | 946 |
| Rivers | 199 | 78 | 277 | 151 | 573 | 724 | 350 | 651 | 1,001 |
| Sokoto | 71 | 55 | 126 | 28 | 131 | 159 | 99 | 186 | 285 |
| Taraba | 198 | 59 | 257 | 52 | 200 | 252 | 250 | 259 | 509 |
| Yobe | 15 | 25 | 40 | 20 | 35 | 55 | 35 | 60 | 95 |
| *Zamfara | 114 | 57 | 171 | 12 | 99 | 111 | 126 | 156 | 282 |
| Total | 6,401 | 3,412 | 9,862 | 5,709 | 11,304 | 17,667 | 12,110 | 14,716 | 26,826 |

* = data from 2017/2018

4.2 Enrolment in Public and Private Senior Secondary Schools

4.2.1 National Summary of Public and Private Senior Secondary Schools Enrolment

Table 4. 3: Enrolment in Public and Private Senior Secondary Schools by Gender: 2014/2015 - 2018/2019

| Year | Public | | | Private | | | Public + Private | | |
|-----------|-----------|-----------|-----------|---------|---------|-----------|------------------|-----------|-----------|
| | Male | Female | Total | Male | Female | Total | Male | Female | Total |
| 2014/2015 | 2,068,310 | 1,741,995 | 3,810,305 | 561,216 | 539,423 | 1,100,639 | 2,629,526 | 2,281,418 | 4,910,944 |
| 2015/2016 | 1,950,093 | 1,613,655 | 3,563,748 | 467,099 | 444,462 | 911,561 | 2,417,192 | 2,058,117 | 4,475,309 |
| 2016/2017 | 1,858,560 | 1,565,615 | 3,424,175 | 443,969 | 455,203 | 899,172 | 2,302,529 | 2,020,818 | 4,323,347 |
| 2017/2018 | 1,933,160 | 1,658,334 | 3,591,494 | 462,840 | 477,797 | 940,637 | 2,396,000 | 2,136,131 | 4,532,131 |
| 2018/2019 | 2,055,310 | 1,832,958 | 3,888,268 | 787,510 | 817,675 | 1,605,185 | 2,842,820 | 2,650,633 | 5,493,453 |

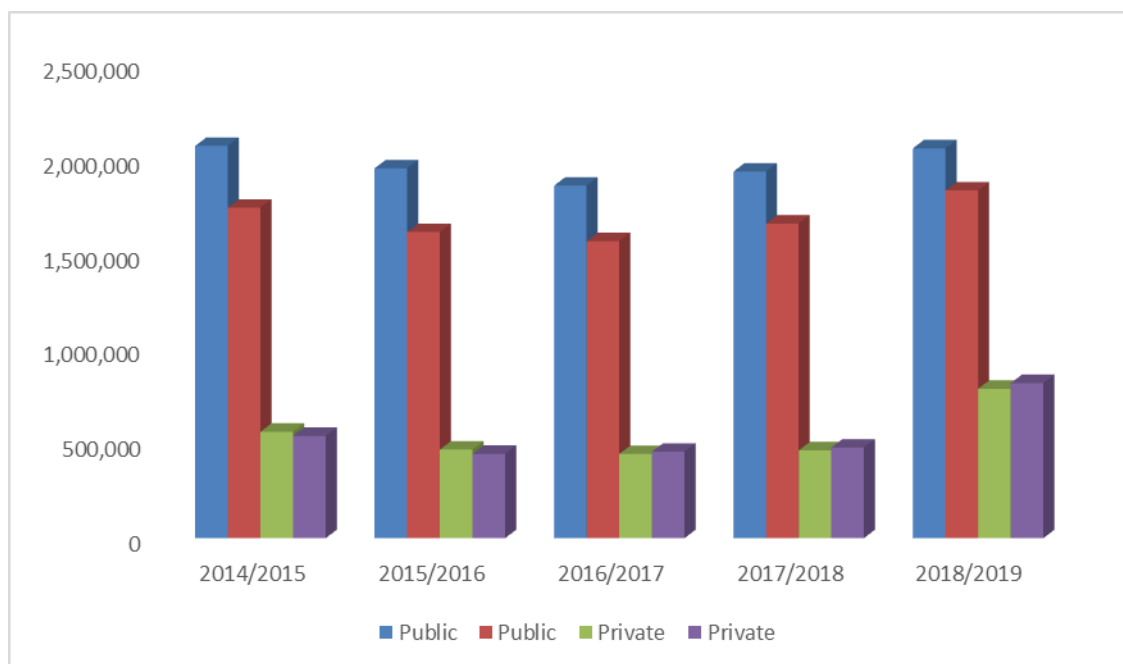


Figure 4. 2: Enrolment Trend in Public and Private Senior Secondary Schools by Gender: 2014/2015 - 2018/2019

4.2.2 Enrolment by Location (Rural/Urban).

Table 4. 4: Enrolment in Public and Private Senior Secondary Schools by Location (Rural/Urban) and Gender: 2018/19

| YEAR | URBAN | | | RURAL | | |
|---------|-----------|-----------|-----------|-----------|-----------|-----------|
| | Male | Female | Total | Male | Female | Total |
| PUBLIC | 1,061,910 | 959,395 | 2,021,305 | 993,411 | 873,568 | 1,866,979 |
| PRIVATE | 426,056 | 431,966 | 858,022 | 368,455 | 381,026 | 749,481 |
| TOTAL | 1,487,966 | 1,391,361 | 2,879,327 | 1,361,866 | 1,254,594 | 2,616,460 |

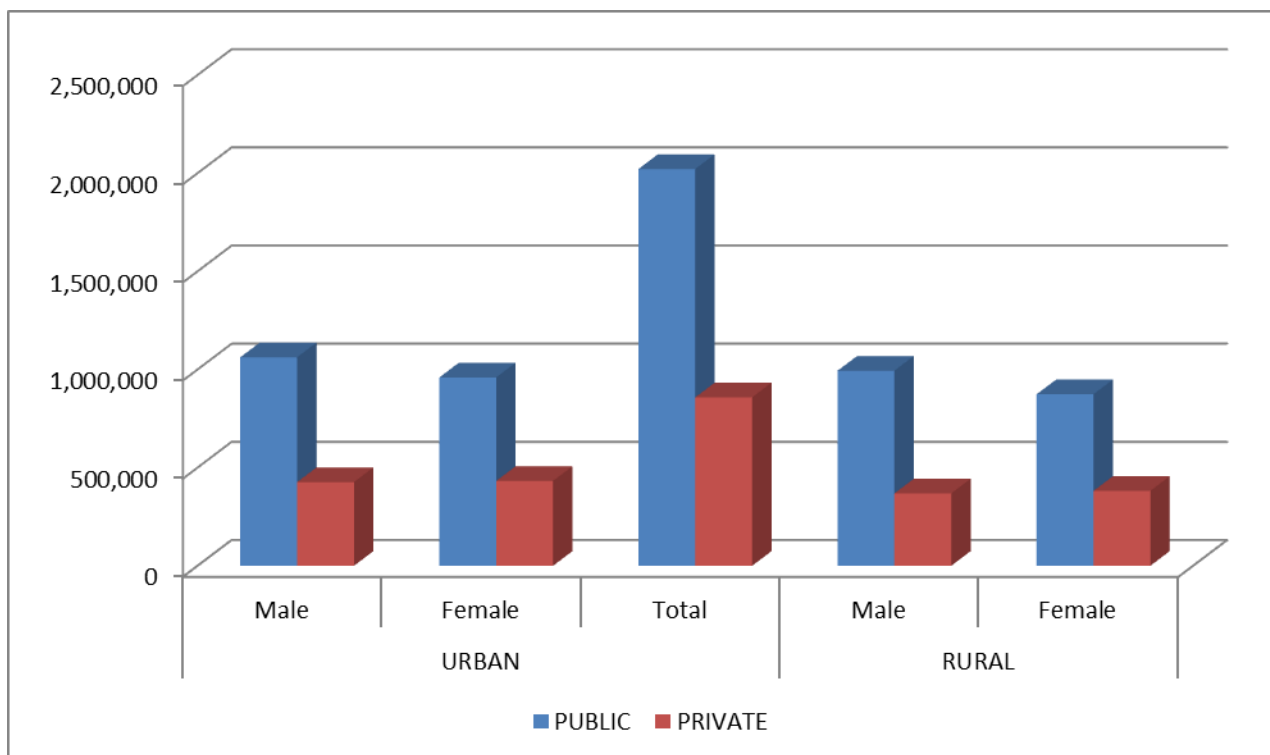


Figure 4. 3: Enrolment in Public and Private Senior Secondary Schools by Location (Rural/Urban) and Gender: 2018/2019

4.2.3 Enrolment in Public Senior Secondary Schools by State, Location (Rural/Urban)

Table 4. 5: Enrolment in Public Senior Secondary Schools by State, Location (Rural/Urban) and Gender: 2018/2019

| State | Urban | | | Rural | | | Total | | |
|-----------------|------------------|----------------|------------------|----------------|----------------|------------------|------------------|------------------|------------------|
| | Male | Female | Total | Male | Female | Total | Male | Female | Total |
| Abia | 1292 | 1537 | 2829 | 3075 | 3611 | 6686 | 4367 | 5,148 | 9,515 |
| Adamawa | 19984 | 19400 | 39384 | 20132 | 16873 | 37005 | 40116 | 36,273 | 76,389 |
| Akwa-Ibom | 48,739 | 52,207 | 100946 | 32,765 | 34,330 | 67095 | 81504 | 86,537 | 168,041 |
| Anambra | 12,732 | 14,583 | 27315 | 16,858 | 18,969 | 35827 | 29590 | 33,552 | 63,142 |
| Bauchi | 53,985 | 28,675 | 82660 | 20,107 | 17,111 | 37218 | 74092 | 45,786 | 119,878 |
| Bayelsa | 6892 | 7667 | 14559 | 13539 | 11872 | 25411 | 20431 | 19,539 | 39,970 |
| Benue | 3210 | 2651 | 5861 | 5725 | 4736 | 10461 | 8935 | 7,387 | 16,322 |
| Borno | 29806 | 24587 | 54393 | 15831 | 9680 | 25511 | 45637 | 34,267 | 79,904 |
| *Cross River | 3,614 | 3,614 | 7228 | 27,710 | 26,673 | 54383 | 31324 | 30,287 | 61,611 |
| Delta | 27491 | 29576 | 57067 | 28479 | 29958 | 58437 | 55970 | 59,534 | 115,504 |
| Ebonyi | 14,995 | 11,793 | 26788 | 3685 | 2858 | 6543 | 18680 | 14,651 | 33,331 |
| Edo | 2,169 | 2,394 | 4563 | 9,175 | 9,212 | 18387 | 11344 | 11,606 | 22,950 |
| *Ekiti | 14,352 | 15,108 | 29460 | 6,783 | 6,507 | 13290 | 21135 | 21,615 | 42,750 |
| Enugu | 9,969 | 13,428 | 23397 | 31,362 | 36,678 | 68040 | 41331 | 50,106 | 91,437 |
| FCT | 23,252 | 29,447 | 52699 | 12,610 | 10,904 | 23514 | 35862 | 40,351 | 76,213 |
| Gombe | 20498 | 16127 | 36625 | 12480 | 8403 | 20883 | 32978 | 24,530 | 57,508 |
| Imo | 36122 | 35187 | 71309 | 165677 | 172891 | 338568 | 201799 | 208,078 | 409,877 |
| Jigawa | 45304 | 36001 | 81305 | 22134 | 9451 | 31585 | 67438 | 45,452 | 112,890 |
| *Kaduna | 31,587 | 42,577 | 74164 | 39,282 | 28,711 | 67993 | 70869 | 71,288 | 142,157 |
| *Kano | 56,603 | 46,187 | 102790 | 82,423 | 62,846 | 145269 | 139026 | 109,033 | 248,059 |
| Katsina | 59,973 | 44,470 | 104443 | 62,045 | 35,828 | 97873 | 122018 | 80,298 | 202,316 |
| *Kebbi | 50468 | 38956 | 89424 | 25235 | 19477 | 44712 | 75703 | 58,433 | 134,136 |
| *Kogi | 5,735 | 5,023 | 10758 | 17,403 | 15,290 | 32693 | 23138 | 20,313 | 43,451 |
| *Kwara | 18,583 | 20,207 | 38790 | 24,815 | 21,152 | 45967 | 43398 | 41,359 | 84,757 |
| Lagos | 98,324 | 104,755 | 203079 | 20,559 | 18,617 | 39176 | 118883 | 123,372 | 242,255 |
| *Nassarawa | 4,763 | 3,411 | 8174 | 9,400 | 6,721 | 16121 | 14163 | 10,132 | 24,295 |
| Niger | 56,237 | 52,083 | 108320 | 49,370 | 27,875 | 77245 | 105607 | 79,958 | 185,565 |
| Ogun | 64616 | 42215 | 106831 | 26270 | 50092 | 76362 | 90886 | 92,307 | 183,193 |
| Ondo | 22,641 | 23,364 | 46005 | 27,385 | 28,320 | 55705 | 50026 | 51,684 | 101,710 |
| *Osun | 29418 | 29172 | 58590 | 9964 | 9238 | 19202 | 39382 | 38,410 | 77,792 |
| Oyo | 64962 | 70734 | 135696 | 20812 | 20899 | 41711 | 85774 | 91,633 | 177,407 |
| Plateau | 7,537 | 8,296 | 15833 | 17,183 | 12,421 | 29604 | 24720 | 20,717 | 45,437 |
| Rivers | 30746 | 36761 | 67507 | 36682 | 39672 | 76354 | 67428 | 76,433 | 143,861 |
| Sokoto | 23,501 | 8,811 | 32312 | 32,532 | 21,175 | 53707 | 56033 | 29,986 | 86,019 |
| Taraba | 11,220 | 9,262 | 20482 | 14,087 | 9,425 | 23512 | 25307 | 18,687 | 43,994 |
| Yobe | 24,798 | 9,982 | 34780 | 6,458 | 4,411 | 10869 | 31256 | 14,393 | 45,649 |
| *Zamfara | 25791 | 19147 | 44938 | 23369 | 10676 | 34045 | 49160 | 29,823 | 78,983 |
| National | 1,061,909 | 959,395 | 2,021,304 | 993,401 | 873,563 | 1,866,964 | 2,055,310 | 1,832,958 | 3,888,268 |

* = data from 2017/2018

4.2.4 Enrolment in Private Senior Secondary Schools by State, Location (Rural/Urban)

Table 4. 6: Enrolment in Private Senior Secondary Schools by State, Location (Rural/Urban) and Gender: 2018/2019

| State | Urban | | | Rural | | | Total | | |
|-----------------|----------------|----------------|----------------|----------------|----------------|----------------|----------------|----------------|------------------|
| | Male | Female | Total | Male | Female | Total | Male | Female | Total |
| Abia | 3428 | 3878 | 7306 | 6768 | 7024 | 13792 | 10,196 | 10,902 | 21,098 |
| Adamawa | 12756 | 10618 | 23374 | 9242 | 7119 | 16361 | 21,998 | 17,737 | 39,735 |
| Akwa-Ibom | 2,600 | 2,467 | 5067 | 34,071 | 35,395 | 69466 | 36,671 | 37,862 | 74,533 |
| Anambra | 3,837 | 4,248 | 8085 | 3,850 | 4,086 | 7936 | 7,687 | 8,334 | 16,021 |
| Bauchi | 18,702 | 19,845 | 38547 | 9,020 | 13,593 | 22613 | 27,722 | 33,438 | 61,160 |
| Bayelsa | 1342 | 1612 | 2954 | 230 | 262 | 492 | 1,572 | 1,874 | 3,446 |
| Benue | 6756 | 6622 | 13378 | 9661 | 8942 | 18603 | 16,417 | 15,564 | 31,981 |
| Borno | 7852 | 7727 | 15579 | 2075 | 1737 | 3812 | 9,927 | 9,464 | 19,391 |
| *Cross River | 7,526 | 7,967 | 15493 | 19,058 | 17,995 | 37053 | 26,584 | 25,962 | 52,546 |
| Delta | 13644 | 14296 | 27940 | 6165 | 6743 | 12908 | 19,809 | 21,039 | 40,848 |
| Ebonyi | 2516 | 2542 | 5058 | 8956 | 9907 | 18863 | 11,472 | 12,449 | 23,921 |
| Edo | 14,157 | 13,851 | 28008 | 14,559 | 14,781 | 29340 | 28,716 | 28,632 | 57,348 |
| *Ekiti | 2,216 | 3,616 | 5832 | 661 | 1,130 | 1791 | 2,877 | 4,746 | 7,623 |
| Enugu | 12,278 | 14,950 | 27228 | 29,707 | 34,057 | 63764 | 41,985 | 49,007 | 90,992 |
| FCT | 5,275 | 5,701 | 10976 | 1,989 | 3,489 | 5478 | 7,264 | 9,190 | 16,454 |
| Gombe | 2307 | 2250 | 4557 | 7187 | 7129 | 14316 | 9,494 | 9,379 | 18,873 |
| Imo | 5280 | 6291 | 11571 | 29495 | 28942 | 58437 | 34,775 | 35,233 | 70,008 |
| Jigawa | 990 | 990 | 1980 | 1126 | 1001 | 2127 | 2,116 | 1,991 | 4,107 |
| *Kaduna | 12,375 | 11,437 | 23812 | 4,440 | 5,017 | 9457 | 16,815 | 16,454 | 33,269 |
| *Kano | 19,008 | 22,836 | 41844 | 1,465 | 1,769 | 3234 | 20,473 | 24,605 | 45,078 |
| Katsina | 7,323 | 7,345 | 14668 | 5,104 | 3,384 | 8488 | 12,427 | 10,729 | 23,156 |
| *Kebbi | 1385 | 1136 | 2521 | 692 | 568 | 1260 | 2,077 | 1,704 | 3,781 |
| *Kogi | 4,339 | 5,166 | 9505 | 10,082 | 17,749 | 27831 | 14,421 | 22,915 | 37,336 |
| *Kwara | 7,171 | 7,236 | 14407 | 2,375 | 2,032 | 4407 | 9,546 | 9,268 | 18,814 |
| Lagos | 42,098 | 45,876 | 87974 | 32,549 | 32,106 | 64655 | 74,647 | 77,982 | 152,629 |
| *Nassarawa | 25,683 | 20,222 | 45905 | 11,083 | 8,374 | 19457 | 36,766 | 28,596 | 65,362 |
| Niger | 7,001 | 7,180 | 14181 | 974 | 609 | 1583 | 7,975 | 7,789 | 15,764 |
| Ogun | 39706 | 42617 | 82323 | 38315 | 41773 | 80088 | 78,021 | 84,390 | 162,411 |
| Ondo | 11,324 | 11,224 | 22548 | 13,840 | 13,718 | 27558 | 25,164 | 24,942 | 50,106 |
| *Osun | 30830 | 32359 | 63189 | 7157 | 7341 | 14498 | 37,987 | 39,700 | 77,687 |
| Oyo | 26934 | 28648 | 55582 | 7554 | 8149 | 15703 | 34,488 | 36,797 | 71,285 |
| Plateau | 24,825 | 21,696 | 46521 | 29,376 | 27,944 | 57320 | 54,201 | 49,640 | 103,841 |
| Rivers | 16969 | 18534 | 35503 | 4835 | 5082 | 9917 | 21,804 | 23,616 | 45,420 |
| Sokoto | 4,653 | 4,481 | 9134 | 1,209 | 1,568 | 2777 | 5,862 | 6,049 | 11,911 |
| Taraba | 9,178 | 9,692 | 18870 | 2,509 | 1,031 | 3540 | 11,687 | 10,723 | 22,410 |
| Yobe | 3,659 | 5,544 | 9203 | 401 | 567 | 968 | 4,060 | 6,111 | 10,171 |
| *Zamfara | 1715 | 2749 | 4464 | 92 | 113 | 205 | 1,807 | 2,862 | 4,669 |
| National | 419,638 | 435,449 | 855,087 | 367,872 | 382,226 | 750,098 | 787,510 | 817,675 | 1,605,185 |

* = data from 2017/2018

4.2.5 Enrolment in Public & Private Senior Secondary Schools by State, Location (Rural/Urban)

Table 4. 7: Enrolment in Public & Private Senior Secondary Schools by State, Location (Rural/Urban) and Gender: 2018/2019

| State | Urban | | | Rural | | | Total | | |
|-----------------|------------------|------------------|------------------|------------------|------------------|------------------|------------------|------------------|------------------|
| | Male | Female | Total | Male | Female | Total | Male | Female | Total |
| Abia | 4,720 | 5,415 | 10,135 | 9,843 | 10,635 | 20,478 | 14,563 | 16,050 | 30,613 |
| Adamawa | 32,740 | 30,018 | 62,758 | 29,374 | 23,992 | 53,366 | 62,114 | 54,010 | 116,124 |
| Akwa-Ibom | 51,339 | 54,674 | 106,013 | 66,836 | 69,725 | 136,561 | 118,175 | 124,399 | 242,574 |
| Anambra | 16,569 | 18,831 | 35,400 | 20,708 | 23,055 | 43,763 | 37,277 | 41,886 | 79,163 |
| Bauchi | 72,687 | 48,520 | 121,207 | 29,127 | 30,704 | 59,831 | 101,814 | 79,224 | 181,038 |
| Bayelsa | 8,234 | 9,279 | 17,513 | 13,769 | 12,134 | 25,903 | 22,003 | 21,413 | 43,416 |
| Benue | 9,966 | 9,273 | 19,239 | 15,386 | 13,678 | 29,064 | 25,352 | 22,951 | 48,303 |
| Borno | 37,658 | 32,314 | 69,972 | 17,906 | 11,417 | 29,323 | 55,564 | 43,731 | 99,295 |
| Cross River | 11,140 | 11,581 | 22,721 | 46,768 | 44,668 | 91,436 | 57,908 | 56,249 | 114,157 |
| Delta | 41,135 | 43,872 | 85,007 | 34,644 | 36,701 | 71,345 | 75,779 | 80,573 | 156,352 |
| Ebonyi | 17,511 | 14,335 | 31,846 | 12,641 | 12,765 | 25,406 | 30,152 | 27,100 | 57,252 |
| Edo | 16,326 | 16,245 | 32,571 | 23,734 | 23,993 | 47,727 | 40,060 | 40,238 | 80,298 |
| Ekiti | 16,568 | 18,724 | 35,292 | 7,444 | 7,637 | 15,081 | 24,012 | 26,361 | 50,373 |
| Enugu | 22,247 | 28,378 | 50,625 | 61,069 | 70,735 | 131,804 | 83,316 | 99,113 | 182,429 |
| FCT | 28,527 | 35,148 | 63,675 | 14,599 | 14,393 | 28,992 | 43,126 | 49,541 | 92,667 |
| Gombe | 22,805 | 18,377 | 41,182 | 19,667 | 15,532 | 35,199 | 42,472 | 33,909 | 76,381 |
| Imo | 41,402 | 41,478 | 82,880 | 195,172 | 201,833 | 397,005 | 236,574 | 243,311 | 479,885 |
| Jigawa | 46,294 | 36,991 | 83,285 | 23,260 | 10,452 | 33,712 | 69,554 | 47,443 | 116,997 |
| Kaduna | 43,962 | 54,014 | 97,976 | 43,722 | 33,728 | 77,450 | 87,684 | 87,742 | 175,426 |
| Kano | 75,611 | 69,023 | 144,634 | 83,888 | 64,615 | 148,503 | 159,499 | 133,638 | 293,137 |
| Katsina | 67,296 | 51,815 | 119,111 | 67,149 | 39,212 | 106,361 | 134,445 | 91,027 | 225,472 |
| Kebbi | 51,853 | 40,092 | 91,945 | 25,927 | 20,045 | 45,972 | 77,780 | 60,137 | 137,917 |
| Kogi | 10,074 | 10,189 | 20,263 | 27,485 | 33,039 | 60,524 | 37,559 | 43,228 | 80,787 |
| Kwara | 25,754 | 27,443 | 53,197 | 27,190 | 23,184 | 50,374 | 52,944 | 50,627 | 103,571 |
| Lagos | 140,422 | 150,631 | 291,053 | 53,108 | 50,723 | 103,831 | 193,530 | 201,354 | 394,884 |
| Nassarawa | 30,446 | 23,633 | 54,079 | 20,483 | 15,095 | 35,578 | 50,929 | 38,728 | 89,657 |
| Niger | 63,238 | 59,263 | 122,501 | 50,344 | 28,484 | 78,828 | 113,582 | 87,747 | 201,329 |
| Ogun | 104,322 | 84,832 | 189,154 | 64,585 | 91,865 | 156,450 | 168,907 | 176,697 | 345,604 |
| Ondo | 33,965 | 34,588 | 68,553 | 41,225 | 42,038 | 83,263 | 75,190 | 76,626 | 151,816 |
| Osun | 60,248 | 61,531 | 121,779 | 17,121 | 16,579 | 33,700 | 77,369 | 78,110 | 155,479 |
| Oyo | 91,896 | 99,382 | 191,278 | 28,366 | 29,048 | 57,414 | 120,262 | 128,430 | 248,692 |
| Plateau | 32,362 | 29,992 | 62,354 | 46,559 | 40,365 | 86,924 | 78,921 | 70,357 | 149,278 |
| Rivers | 47,715 | 55,295 | 103,010 | 41,517 | 44,754 | 86,271 | 89,232 | 100,049 | 189,281 |
| Sokoto | 28,154 | 13,292 | 41,446 | 33,741 | 22,743 | 56,484 | 61,895 | 36,035 | 97,930 |
| Taraba | 20,398 | 18,954 | 39,352 | 16,596 | 10,456 | 27,052 | 36,994 | 29,410 | 66,404 |
| Yobe | 28,457 | 15,526 | 43,983 | 6,859 | 4,978 | 11,837 | 35,316 | 20,504 | 55,820 |
| Zamfara | 27,506 | 21,896 | 49,402 | 23,461 | 10,789 | 34,250 | 50,967 | 32,685 | 83,652 |
| National | 1,481,547 | 1,394,844 | 2,876,391 | 1,361,273 | 1,255,789 | 2,617,062 | 2,842,820 | 2,650,633 | 5,493,453 |

4.2.6 Enrolment by State, Age and Gender

Table 4. 8: Enrolment in Public Senior Secondary Schools by State, Age and Gender: 2018/2019

| State | Below 15 year | | | 15-17 year | | | 17 above | | | TOTAL | | |
|-----------------|----------------|----------------|----------------|------------------|------------------|------------------|----------------|----------------|----------------|------------------|------------------|------------------|
| | MALE | FEMALE | TOTAL | MALE | FEMALE | TOTAL | MALE | FEMALE | TOTAL | MALE | FEMALE | TOTAL |
| Abia | 498 | 661 | 1,159 | 3,444 | 4,063 | 7,507 | 425 | 424 | 849 | 4,367 | 5,148 | 9,515 |
| Adamawa | 6,687 | 6,469 | 13,156 | 26,667 | 25,655 | 52,322 | 6,762 | 4,149 | 10,911 | 40,116 | 36,273 | 76,389 |
| Akwa-Ibom | 14,046 | 14,013 | 28,059 | 63,556 | 69,020 | 132,576 | 3,902 | 3,504 | 7,406 | 81,504 | 86,537 | 168,041 |
| Anambra | 2,941 | 3,709 | 6,650 | 22,310 | 25,004 | 47,314 | 4,339 | 4,839 | 9,178 | 29,590 | 33,552 | 63,142 |
| Bauchi | 7,607 | 6,242 | 13,849 | 54,386 | 32,738 | 87,124 | 12,099 | 6,806 | 18,905 | 74,092 | 45,786 | 119,878 |
| Bayelsa | 2,770 | 3,250 | 6,020 | 14,467 | 13,768 | 28,235 | 3,194 | 2,521 | 5,715 | 20,431 | 19,539 | 39,970 |
| Benue | 1,931 | 1,144 | 3,075 | 5,692 | 5,741 | 11,433 | 1,312 | 502 | 1,814 | 8,935 | 7,387 | 16,322 |
| Borno | 3,498 | 2,732 | 6,230 | 32,052 | 25,580 | 57,632 | 10,087 | 5,955 | 16,042 | 45,637 | 34,267 | 79,904 |
| Cross River | 5,794 | 5,608 | 11,402 | 20,550 | 20,601 | 41,151 | 4,980 | 4,078 | 9,058 | 31,324 | 30,287 | 61,611 |
| Delta | | | - | 55,970 | 59,534 | 115,504 | | | - | 55,970 | 59,534 | 115,504 |
| Ebonyi | 5,723 | 4,065 | 9,788 | 12,161 | 9,835 | 21,996 | 796 | 751 | 1,547 | 18,680 | 14,651 | 33,331 |
| Edo | | | - | 11,344 | 11,606 | 22,950 | | | - | 11,344 | 11,606 | 22,950 |
| Ekiti | 2,431 | 3,005 | 5,436 | 16,115 | 15,858 | 31,973 | 2,589 | 2,752 | 5,341 | 21,135 | 21,615 | 42,750 |
| Enugu | 1,759 | 3,201 | 4,960 | 35,166 | 42,028 | 77,194 | 4,406 | 4,877 | 9,283 | 41,331 | 50,106 | 91,437 |
| Fct | 7,084 | 8,938 | 16,022 | 24,393 | 26,789 | 51,182 | 4,385 | 4,624 | 9,009 | 35,862 | 40,351 | 76,213 |
| Gombe | 1,361 | 1,387 | 2,748 | 24,450 | 19,424 | 43,874 | 7,167 | 3,719 | 10,886 | 32,978 | 24,530 | 57,508 |
| Imo | 22,807 | 23,442 | 46,249 | 156,690 | 161,719 | 318,409 | 22,302 | 22,917 | 45,219 | 201,799 | 208,078 | 409,877 |
| Jigawa | 533 | 1,356 | 1,889 | 59,519 | 40,358 | 99,877 | 7,386 | 3,738 | 11,124 | 67,438 | 45,452 | 112,890 |
| Kaduna | 6,584 | 5,868 | 12,452 | 51,190 | 53,349 | 104,539 | 13,095 | 12,071 | 25,166 | 70,869 | 71,288 | 142,157 |
| Kano | 7,909 | 6,236 | 14,145 | 103,747 | 84,742 | 188,489 | 27,370 | 18,055 | 45,425 | 139,026 | 109,033 | 248,059 |
| Katsina | 8,431 | 5,982 | 14,413 | 89,215 | 62,535 | 151,750 | 24,372 | 11,781 | 36,153 | 122,018 | 80,298 | 202,316 |
| Kebbi | 16,458 | 9,098 | 25,556 | 47,485 | 35,399 | 82,884 | 11,760 | 13,936 | 25,696 | 75,703 | 58,433 | 134,136 |
| Kogi | 2,505 | 2,500 | 5,005 | 17,012 | 15,297 | 32,309 | 3,621 | 2,516 | 6,137 | 23,138 | 20,313 | 43,451 |
| Kwara | 7,242 | 7,732 | 14,974 | 30,147 | 28,645 | 58,792 | 6,009 | 4,982 | 10,991 | 43,398 | 41,359 | 84,757 |
| Lagos | 20,706 | 24,899 | 45,605 | 77,505 | 82,029 | 159,534 | 20,672 | 16,444 | 37,116 | 118,883 | 123,372 | 242,255 |
| Nasarawa | 2,011 | 1,782 | 3,793 | 9,937 | 7,006 | 16,943 | 2,215 | 1,344 | 3,559 | 14,163 | 10,132 | 24,295 |
| Niger | 9,260 | 8,434 | 17,694 | 78,525 | 59,802 | 138,327 | 17,822 | 11,722 | 29,544 | 105,607 | 79,958 | 185,565 |
| Ogun | 23,893 | 32,479 | 56,372 | 61,963 | 57,566 | 119,529 | 5,038 | 2,262 | 7,300 | 90,894 | 92,307 | 183,201 |
| Ondo | 17,040 | 18,026 | 35,066 | 32,744 | 33,658 | 66,402 | 234 | - | 234 | 50,018 | 51,684 | 101,702 |
| Osun | 3,119 | 3,113 | 6,232 | 35,852 | 34,957 | 70,809 | 411 | 340 | 751 | 39,382 | 38,410 | 77,792 |
| Oyo | 10,679 | 13,211 | 23,890 | 61,662 | 65,591 | 127,253 | 13,433 | 12,831 | 26,264 | 85,774 | 91,633 | 177,407 |
| Plateau | 1,871 | 1,897 | 3,768 | 18,114 | 15,318 | 33,432 | 4,735 | 3,502 | 8,237 | 24,720 | 20,717 | 45,437 |
| Rivers | 16,561 | 20,856 | 37,417 | 40,978 | 46,531 | 87,509 | 9,889 | 9,046 | 18,935 | 67,428 | 76,433 | 143,861 |
| Sokoto | 6,713 | 4,122 | 10,835 | 49,320 | 25,864 | 75,184 | | | - | 56,033 | 29,986 | 86,019 |
| Taraba | 3,715 | 3,540 | 7,255 | 16,597 | 13,399 | 29,996 | 4,995 | 1,748 | 6,743 | 25,307 | 18,687 | 43,994 |
| Yobe | 3,494 | 711 | 4,205 | 24,250 | 11,266 | 35,516 | 3,512 | 2,416 | 5,928 | 31,256 | 14,393 | 45,649 |
| Zamfara | 6,629 | 4,211 | 10,840 | 32,228 | 20,160 | 52,388 | 10,303 | 5,452 | 15,755 | 49,160 | 29,823 | 78,983 |
| National | 262,290 | 263,919 | 526,209 | 1,517,403 | 1,362,435 | 2,879,838 | 275,617 | 206,604 | 482,221 | 2,055,310 | 1,832,958 | 3,888,268 |

4.2.7 Enrolment in Private Senior Secondary Schools by State, Age

Table 4. 9: Enrolment in Private Senior Secondary Schools by State, Age and Gender: 2018/2019

| STATE | Below 15 year | | | 15-17 year | | | 17 above | | | TOTAL | | |
|-------------|---------------|---------|---------|------------|---------|-----------|----------|--------|---------|---------|---------|-----------|
| | MALE | FEMALE | TOTAL | MALE | MALE | FEMALE | TOTAL | MALE | MALE | FEMALE | FEMALE | TOTAL |
| Abia | 1,575 | 1,904 | 3,479 | 7,999 | 8,395 | 16,394 | 622 | 603 | 1,225 | 10,196 | 10,902 | 21,098 |
| Adamawa | 3,745 | 3,235 | 6,980 | 16,887 | 13,078 | 29,965 | 1,366 | 1,424 | 2,790 | 21,998 | 17,737 | 39,735 |
| Akwa-Ibom | 8,316 | 8,619 | 16,935 | 25,027 | 25,887 | 50,914 | 3,328 | 3,356 | 6,684 | 36,671 | 37,862 | 74,533 |
| Anambra | 943 | 941 | 1,884 | 5,886 | 6,517 | 12,403 | 858 | 876 | 1,734 | 7,687 | 8,334 | 16,021 |
| Bauchi | 3,295 | 5,574 | 8,869 | 19,127 | 21,323 | 40,450 | 5,300 | 6,541 | 11,841 | 27,722 | 33,438 | 61,160 |
| Bayelsa | 469 | 631 | 1,100 | 735 | 1,165 | 1,900 | 368 | 78 | 446 | 1,572 | 1,874 | 3,446 |
| Benue | 977 | 1,268 | 2,245 | 12,425 | 11,424 | 23,849 | 3,015 | 2,872 | 5,887 | 16,417 | 15,564 | 31,981 |
| Borno | 1,042 | 1,238 | 2,280 | 7,474 | 7,116 | 14,590 | 1,411 | 1,110 | 2,521 | 9,927 | 9,464 | 19,391 |
| Cross River | 1,666 | 2,060 | 3,726 | 24,445 | 22,134 | 46,579 | 473 | 1,768 | 2,241 | 26,584 | 25,962 | 52,546 |
| Delta | | | | 19,809 | 21,039 | 40,848 | | | | 19,809 | 21,039 | 40,848 |
| Ebonyi | 1,400 | 1,666 | 3,066 | 8,970 | 9,535 | 18,505 | 1,102 | 1,248 | 2,350 | 11,472 | 12,449 | 23,921 |
| Edo | | | | 28,716 | 28,632 | 57,348 | | | | 28,716 | 28,632 | 57,348 |
| Ekiti | 1,084 | 1,402 | 2,486 | 1,681 | 3,131 | 4,812 | 112 | 213 | 325 | 2,877 | 4,746 | 7,623 |
| Enugu | 1,549 | 2,150 | 3,699 | 39,238 | 45,397 | 84,635 | 1,198 | 1,460 | 2,658 | 41,985 | 49,007 | 90,992 |
| Fct | 2,671 | 3,623 | 6,294 | 4,278 | 5,323 | 9,601 | 315 | 244 | 559 | 7,264 | 9,190 | 16,454 |
| Gombe | 729 | 890 | 1,619 | 7,549 | 7,467 | 15,016 | 1,216 | 1,022 | 2,238 | 9,494 | 9,379 | 18,873 |
| Imo | 3,975 | 3,998 | 7,973 | 26,897 | 27,163 | 54,060 | 3,903 | 4,072 | 7,975 | 34,775 | 35,233 | 70,008 |
| Jigawa | 33 | 35 | 68 | 2,031 | 1,929 | 3,960 | 52 | 27 | 79 | 2,116 | 1,991 | 4,107 |
| Kaduna | 2,548 | 2,770 | 5,318 | 12,537 | 12,322 | 24,859 | 1,730 | 1,362 | 3,092 | 16,815 | 16,454 | 33,269 |
| Kano | 3,443 | 3,322 | 6,765 | 12,707 | 17,171 | 29,878 | 4,323 | 4,112 | 8,435 | 20,473 | 24,605 | 45,078 |
| Katsina | 1,081 | 1,135 | 2,216 | 9,728 | 8,300 | 18,028 | 1,618 | 1,294 | 2,912 | 12,427 | 10,729 | 23,156 |
| Kebbi | 673 | 456 | 1,129 | 1,059 | 1,017 | 2,076 | 345 | 231 | 576 | 2,077 | 1,704 | 3,781 |
| Kogi | 443 | 542 | 985 | 13,177 | 21,409 | 34,586 | 801 | 964 | 1,765 | 14,421 | 22,915 | 37,336 |
| Kwara | 2,741 | 2,837 | 5,578 | 6,025 | 5,731 | 11,756 | 780 | 700 | 1,480 | 9,546 | 9,268 | 18,814 |
| Lagos | 11,548 | 5,526 | 17,074 | 60,886 | 70,013 | 130,899 | 2,213 | 2,443 | 4,656 | 74,647 | 77,982 | 152,629 |
| Nasarawa | 5,529 | 5,051 | 10,580 | 25,899 | 19,939 | 45,838 | 5,338 | 3,606 | 8,944 | 36,766 | 28,596 | 65,362 |
| Niger | 1,005 | 1,032 | 2,037 | 5,900 | 5,750 | 11,650 | 1,070 | 1,007 | 2,077 | 7,975 | 7,789 | 15,764 |
| Ogun | 29,001 | 23,981 | 52,982 | 48,117 | 56,444 | 104,561 | 903 | 3,965 | 4,868 | 78,021 | 84,390 | 162,411 |
| Ondo | 8,306 | 8,067 | 16,373 | 16,858 | 16,875 | 33,733 | | | | 25,164 | 24,942 | 50,106 |
| Osun | 345 | 432 | 777 | 36,297 | 37,639 | 73,936 | 1,345 | 1,629 | 2,974 | 37,987 | 39,700 | 77,687 |
| Oyo | 10,122 | 11,595 | 21,717 | 22,919 | 23,752 | 46,671 | 1,447 | 1,450 | 2,897 | 34,488 | 36,797 | 71,285 |
| Plateau | 5,166 | 5,389 | 10,555 | 39,819 | 36,966 | 76,785 | 9,216 | 7,285 | 16,501 | 54,201 | 49,640 | 103,841 |
| Rivers | 6,973 | 8,028 | 15,001 | 13,947 | 14,632 | 28,579 | 884 | 956 | 1,840 | 21,804 | 23,616 | 45,420 |
| Sokoto | | | | 5,440 | 5,537 | 10,977 | 422 | 512 | 934 | 5,862 | 6,049 | 11,911 |
| Taraba | 2,102 | 1,593 | 3,695 | 8,404 | 8,088 | 16,492 | 1,181 | 1,042 | 2,223 | 11,687 | 10,723 | 22,410 |
| Yobe | 166 | 389 | 555 | 3,678 | 5,437 | 9,115 | 216 | 285 | 501 | 4,060 | 6,111 | 10,171 |
| Zamfara | 268 | 444 | 712 | 1,205 | 2,215 | 3,420 | 334 | 203 | 537 | 1,807 | 2,862 | 4,669 |
| National | 124,929 | 121,823 | 246,752 | 603,776 | 635,892 | 1,239,668 | 58,805 | 59,960 | 118,765 | 787,510 | 817,675 | 1,605,185 |

4.2.8 Enrolment in Public and Private Senior Secondary Schools by State, Age

Table 4. 10: Enrolment in Public and Private Senior Secondary Schools by State, Age and Gender: 2018/2019

| State | Below 15 year | | | 15-17 year | | | 17 above | | | TOTAL | | |
|-----------------|----------------|----------------|----------------|------------------|------------------|------------------|----------------|----------------|----------------|------------------|------------------|------------------|
| | MALE | FEMALE | TOTAL | MALE | FEMALE | TOTAL | MALE | FEMALE | TOTAL | MALE | FEMALE | TOTAL |
| Abia | 2,073 | 2,565 | 4,638 | 11,443 | 12,458 | 23,901 | 1,047 | 1,027 | 2,074 | 14,563 | 16,050 | 30,613 |
| Adamawa | 10,432 | 9,704 | 20,136 | 43,554 | 38,733 | 82,287 | 8,128 | 5,573 | 13,701 | 62,114 | 54,010 | 116,124 |
| Akwa-Ibom | 22,362 | 22,632 | 44,994 | 88,583 | 94,907 | 183,490 | 7,230 | 6,860 | 14,090 | 118,175 | 124,399 | 242,574 |
| Anambra | 3,884 | 4,650 | 8,534 | 28,196 | 31,521 | 59,717 | 5,197 | 5,715 | 10,912 | 37,277 | 41,886 | 79,163 |
| Bauchi | 10,902 | 11,816 | 22,718 | 73,513 | 54,061 | 127,574 | 17,399 | 13,347 | 30,746 | 101,814 | 79,224 | 181,038 |
| Bayelsa | 3,239 | 3,881 | 7,120 | 15,202 | 14,933 | 30,135 | 3,562 | 2,599 | 6,161 | 22,003 | 21,413 | 43,416 |
| Benue | 2,908 | 2,412 | 5,320 | 18,117 | 17,165 | 35,282 | 4,327 | 3,374 | 7,701 | 25,352 | 22,951 | 48,303 |
| Borno | 4,540 | 3,970 | 8,510 | 39,526 | 32,696 | 72,222 | 11,498 | 7,065 | 18,563 | 55,564 | 43,731 | 99,295 |
| Cross River | 7,460 | 7,668 | 15,128 | 44,995 | 42,735 | 87,730 | 5,453 | 5,846 | 11,299 | 57,908 | 56,249 | 114,157 |
| Delta | - | - | - | 75,779 | 80,573 | 156,352 | - | - | - | 75,779 | 80,573 | 156,352 |
| Ebonyi | 7,123 | 5,731 | 12,854 | 21,131 | 19,370 | 40,501 | 1,898 | 1,999 | 3,897 | 30,152 | 27,100 | 57,252 |
| Edo | - | - | - | 40,060 | 40,238 | 80,298 | - | - | - | 40,060 | 40,238 | 80,298 |
| Ekiti | 3,515 | 4,407 | 7,922 | 17,796 | 18,989 | 36,785 | 2,701 | 2,965 | 5,666 | 24,012 | 26,361 | 50,373 |
| Enugu | 3,308 | 5,351 | 8,659 | 74,404 | 87,425 | 161,829 | 5,604 | 6,337 | 11,941 | 83,316 | 99,113 | 182,429 |
| FCT | 9,755 | 12,561 | 22,316 | 28,671 | 32,112 | 60,783 | 4,700 | 4,868 | 9,568 | 43,126 | 49,541 | 92,667 |
| Gombe | 2,090 | 2,277 | 4,367 | 31,999 | 26,891 | 58,890 | 8,383 | 4,741 | 13,124 | 42,472 | 33,909 | 76,381 |
| Imo | 26,782 | 27,440 | 54,222 | 183,587 | 188,882 | 372,469 | 26,205 | 26,989 | 53,194 | 236,574 | 243,311 | 479,885 |
| Jigawa | 566 | 1,391 | 1,957 | 61,550 | 42,287 | 103,837 | 7,438 | 3,765 | 11,203 | 69,554 | 47,443 | 116,997 |
| Kaduna | 9,132 | 8,638 | 17,770 | 63,727 | 65,671 | 129,398 | 14,825 | 13,433 | 28,258 | 87,684 | 87,742 | 175,426 |
| Kano | 11,352 | 9,558 | 20,910 | 116,454 | 101,913 | 218,367 | 31,693 | 22,167 | 53,860 | 159,499 | 133,638 | 293,137 |
| Katsina | 9,512 | 7,117 | 16,629 | 98,943 | 70,835 | 169,778 | 25,990 | 13,075 | 39,065 | 134,445 | 91,027 | 225,472 |
| Kebbi | 17,131 | 9,554 | 26,685 | 48,544 | 36,416 | 84,960 | 12,105 | 14,167 | 26,272 | 77,780 | 60,137 | 137,917 |
| Kogi | 2,948 | 3,042 | 5,990 | 30,189 | 36,706 | 66,895 | 4,422 | 3,480 | 7,902 | 37,559 | 43,228 | 80,787 |
| Kwara | 9,983 | 10,569 | 20,552 | 36,172 | 34,376 | 70,548 | 6,789 | 5,682 | 12,471 | 52,944 | 50,627 | 103,571 |
| Lagos | 32,254 | 30,425 | 62,679 | 138,391 | 152,042 | 290,433 | 22,885 | 18,887 | 41,772 | 193,530 | 201,354 | 394,884 |
| Nassarawa | 7,540 | 6,833 | 14,373 | 35,836 | 26,945 | 62,781 | 7,553 | 4,950 | 12,503 | 50,929 | 38,728 | 89,657 |
| Niger | 10,265 | 9,466 | 19,731 | 84,425 | 65,552 | 149,977 | 18,892 | 12,729 | 31,621 | 113,582 | 87,747 | 201,329 |
| Ogun | 52,894 | 56,460 | 109,354 | 110,080 | 114,010 | 224,090 | 5,941 | 6,227 | 12,168 | 168,915 | 176,697 | 345,612 |
| Ondo | 25,346 | 26,093 | 51,439 | 49,602 | 50,533 | 100,135 | 234 | - | 234 | 75,182 | 76,626 | 151,808 |
| Osun | 3,464 | 3,545 | 7,009 | 72,149 | 72,596 | 144,745 | 1,756 | 1,969 | 3,725 | 77,369 | 78,110 | 155,479 |
| Oyo | 20,801 | 24,806 | 45,607 | 84,581 | 89,343 | 173,924 | 14,880 | 14,281 | 29,161 | 120,262 | 128,430 | 248,692 |
| Plateau | 7,037 | 7,286 | 14,323 | 57,933 | 52,284 | 110,217 | 13,951 | 10,787 | 24,738 | 78,921 | 70,357 | 149,278 |
| Rivers | 23,534 | 28,884 | 52,418 | 54,925 | 61,163 | 116,088 | 10,773 | 10,002 | 20,775 | 89,232 | 100,049 | 189,281 |
| Sokoto | 6,713 | 4,122 | 10,835 | 54,760 | 31,401 | 86,161 | 422 | 512 | 934 | 61,895 | 36,035 | 97,930 |
| Taraba | 5,817 | 5,133 | 10,950 | 25,001 | 21,487 | 46,488 | 6,176 | 2,790 | 8,966 | 36,994 | 29,410 | 66,404 |
| Yobe | 3,660 | 1,100 | 4,760 | 27,928 | 16,703 | 44,631 | 3,728 | 2,701 | 6,429 | 35,316 | 20,504 | 55,820 |
| Zamfara | 6,897 | 4,655 | 11,552 | 33,433 | 22,375 | 55,808 | 10,637 | 5,655 | 16,292 | 50,967 | 32,685 | 83,652 |
| National | 387,219 | 385,742 | 772,961 | 2,121,179 | 1,998,327 | 4,119,506 | 334,422 | 266,564 | 600,986 | 2,842,820 | 2,650,633 | 5,493,453 |

4.2.9 Enrolment in Public Senior Secondary Schools by State

Table 4. 11: Enrolment in Public Senior Secondary Schools by State, Class and Gender: 2018/2019

| STATE | SSS 1 | | | SSS 2 | | | SSS 3 | | | Total | | |
|-----------------|----------------|----------------|------------------|----------------|----------------|------------------|----------------|----------------|------------------|------------------|------------------|------------------|
| | Male | Female | Total | Male | Female | Total | Male | Female | Total | Male | Female | Total |
| Abia | 1614 | 1986 | 3600 | 1472 | 1651 | 3123 | 1281 | 1511 | 2792 | 4,367 | 5,148 | 9,515 |
| Adamawa | 12807 | 11115 | 23922 | 14793 | 13792 | 28585 | 12516 | 11366 | 23882 | 40,116 | 36,273 | 76,389 |
| Akwa-Ibom | 31,780 | 34,087 | 65867 | 27,957 | 29,499 | 57456 | 21,767 | 22,951 | 44718 | 81,504 | 86,537 | 168,041 |
| Anambra | 11,903 | 12,976 | 24879 | 10,150 | 11,315 | 21465 | 7,537 | 9,261 | 16798 | 29,590 | 33,552 | 63,142 |
| Bauchi | 22,214 | 11,157 | 33371 | 19,938 | 8,746 | 28684 | 31,940 | 25,883 | 57823 | 74,092 | 45,786 | 119,878 |
| Bayelsa | 6729 | 6681 | 13410 | 6170 | 5837 | 12007 | 7532 | 7021 | 14553 | 20,431 | 19,539 | 39,970 |
| Benue | 3046 | 2489 | 5535 | 3020 | 2491 | 5511 | 2869 | 2407 | 5276 | 8,935 | 7,387 | 16,322 |
| Borno | 15,858 | 12,042 | 27900 | 14,895 | 11,934 | 26829 | 14,884 | 10,291 | 25175 | 45,637 | 34,267 | 79,904 |
| Cross River | 10,546 | 10,014 | 20560 | 10,047 | 9,022 | 19069 | 10,731 | 11,251 | 21982 | 31,324 | 30,287 | 61,611 |
| Delta | 20359 | 21964 | 42323 | 20582 | 21509 | 42091 | 15029 | 16061 | 31090 | 55,970 | 59,534 | 115,504 |
| Ebonyi | 8,028 | 9,065 | 17093 | 8,856 | 3593 | 12449 | 1796 | 1993 | 3789 | 18,680 | 14,651 | 33,331 |
| Edo | 4,223 | 4,486 | 8709 | 3,953 | 3,987 | 7940 | 3,168 | 3,133 | 6301 | 11,344 | 11,606 | 22,950 |
| Ekiti | 9,078 | 9,615 | 18693 | 5,897 | 5,741 | 11638 | 6,160 | 6,259 | 12419 | 21,135 | 21,615 | 42,750 |
| Enugu | 10,530 | 12,901 | 23431 | 15,650 | 19,107 | 34757 | 15,151 | 18,098 | 33249 | 41,331 | 50,106 | 91,437 |
| FCT | 15,129 | 16,883 | 32012 | 13,833 | 14,887 | 28720 | 6,900 | 8,581 | 15481 | 35,862 | 40,351 | 76,213 |
| Gombe | 12062 | 9266 | 21328 | 11124 | 8205 | 19329 | 9792 | 7059 | 16851 | 32,978 | 24,530 | 57,508 |
| Imo | 68,131 | 70,035 | 138166 | 67,044 | 69,558 | 136602 | 66,624 | 68,485 | 135109 | 201,799 | 208,078 | 409,877 |
| Jigawa | 26683 | 17619 | 44302 | 21884 | 15221 | 37105 | 18871 | 12612 | 31483 | 67,438 | 45,452 | 112,890 |
| Kaduna | 27,922 | 30,595 | 58517 | 23,274 | 23,236 | 46510 | 19,673 | 17,457 | 37130 | 70,869 | 71,288 | 142,157 |
| Kano | 48,551 | 40,706 | 89257 | 47,112 | 35,833 | 82945 | 43,363 | 32,494 | 75857 | 139,026 | 109,033 | 248,059 |
| Katsina | 44,891 | 30,419 | 75310 | 40,884 | 26,805 | 67689 | 36,243 | 23,074 | 59317 | 122,018 | 80,298 | 202,316 |
| Kebbi | 23679 | 19567 | 43246 | 26345 | 19654 | 45999 | 25679 | 19212 | 44891 | 75,703 | 58,433 | 134,136 |
| Kogi | 7,836 | 6,814 | 14650 | 7,402 | 6,437 | 13839 | 7,900 | 7,062 | 14962 | 23,138 | 20,313 | 43,451 |
| Kwara | 15,647 | 15,120 | 30767 | 14,963 | 14,269 | 29232 | 12,788 | 11,970 | 24758 | 43,398 | 41,359 | 84,757 |
| Lagos | 59,090 | 58,063 | 117153 | 36,924 | 39,960 | 76884 | 22,869 | 25,349 | 48218 | 118,883 | 123,372 | 242,255 |
| Nassarawa | 4,233 | 3,698 | 7931 | 4,923 | 3,281 | 8204 | 5,007 | 3,153 | 8160 | 14,163 | 10,132 | 24,295 |
| Niger | 35,645 | 28,231 | 63876 | 36,974 | 28,068 | 65042 | 32,988 | 23,659 | 56647 | 105,607 | 79,958 | 185,565 |
| Ogun | 30490 | 26804 | 57294 | 32512 | 34662 | 67174 | 27884 | 30841 | 58725 | 90,886 | 92,307 | 183,193 |
| Ondo | 17,823 | 18,791 | 36614 | 18,284 | 18,621 | 36905 | 13,919 | 14,272 | 28191 | 50,026 | 51,684 | 101,710 |
| Osun | 15621 | 15327 | 30948 | 16019 | 15399 | 31418 | 7742 | 7684 | 15426 | 39,382 | 38,410 | 77,792 |
| Oyo | 30831 | 32814 | 63645 | 28996 | 31237 | 60233 | 25947 | 27582 | 53529 | 85,774 | 91,633 | 177,407 |
| Plateau | 11,220 | 10,107 | 21327 | 8,847 | 7,110 | 15957 | 4,653 | 3,500 | 8153 | 24,720 | 20,717 | 45,437 |
| Rivers | 22657 | 26838 | 49495 | 22823 | 24359 | 47182 | 21948 | 25236 | 47184 | 67,428 | 76,433 | 143,861 |
| Sokoto | 18,681 | 10,448 | 29129 | 18,749 | 9,837 | 28586 | 18,603 | 9,701 | 28304 | 56,033 | 29,986 | 86,019 |
| Taraba | 9,573 | 6,960 | 16533 | 8,559 | 6,337 | 14896 | 7,175 | 5,390 | 12565 | 25,307 | 18,687 | 43,994 |
| Yobe | 11,663 | 5,241 | 16904 | 10,460 | 4,571 | 15031 | 9,133 | 4,581 | 13714 | 31,256 | 14,393 | 45,649 |
| Zamfara | 16752 | 9471 | 26223 | 15938 | 10223 | 26161 | 16470 | 10129 | 26599 | 49,160 | 29,823 | 78,983 |
| National | 743,525 | 670,395 | 1,413,920 | 697,253 | 615,994 | 1,313,247 | 614,532 | 546,569 | 1,161,101 | 2,055,310 | 1,832,958 | 3,888,268 |

4.2.10 Enrolment in Private Senior Secondary Schools by State

Table 4. 12: Enrolment in Private Senior Secondary Schools by State, Class and Gender, 2018/2019

| State | SS1 | | | SS2 | | | SS3 | | | TOTAL | | |
|-----------------|----------------|----------------|----------------|----------------|----------------|----------------|----------------|----------------|----------------|----------------|----------------|------------------|
| | M | F | M+F | M | F | M+F | M | F | M+F | M | F | M+F |
| Abia | 3412 | 3840 | 7252 | 3376 | 3455 | 6831 | 3408 | 3607 | 7015 | 10,196 | 10,902 | 21,098 |
| Adamawa | 8010 | 6472 | 14482 | 7674 | 6105 | 13779 | 6314 | 5160 | 11474 | 21,998 | 17,737 | 39,735 |
| Akwa ibom | 11,456 | 12,390 | 23846 | 11,616 | 12,566 | 24182 | 13,599 | 12,906 | 26505 | 36,671 | 37,862 | 74,533 |
| Anambra | 2,700 | 2,765 | 5465 | 2,545 | 2,848 | 5393 | 2,442 | 2,721 | 5163 | 7,687 | 8,334 | 16,021 |
| Bauchi | 5,758 | 5,976 | 11734 | 5,075 | 5,036 | 10111 | 16,889 | 22,426 | 39315 | 27,722 | 33,438 | 61,160 |
| Bayelsa | 803 | 1047 | 1850 | 564 | 600 | 1164 | 205 | 227 | 432 | 1,572 | 1,874 | 3,446 |
| Benue | 5755 | 5451 | 11206 | 5467 | 5212 | 10679 | 5195 | 4901 | 10096 | 16,417 | 15,564 | 31,981 |
| Borno | 3,789 | 3,762 | 7551 | 3,339 | 3,181 | 6520 | 2,799 | 2,521 | 5320 | 9,927 | 9,464 | 19,391 |
| Cross River | 8,321 | 7,884 | 16205 | 8,264 | 7,518 | 15782 | 9,999 | 10,560 | 20559 | 26,584 | 25,962 | 52,546 |
| Delta | 7022 | 7268 | 14290 | 6569 | 7015 | 13584 | 6218 | 6756 | 12974 | 19,809 | 21,039 | 40,848 |
| Ebonyi | 3925 | 4546 | 8471 | 3871 | 4032 | 7903 | 3676 | 3871 | 7547 | 11,472 | 12,449 | 23,921 |
| Edo | 9794 | 9708 | 19502 | 9658 | 10061 | 19719 | 9264 | 8863 | 18127 | 28,716 | 28,632 | 57,348 |
| Ekiti | 1,588 | 2,384 | 3972 | 662 | 797 | 1459 | 627 | 1,565 | 2192 | 2,877 | 4,746 | 7,623 |
| Enugu | 13,956 | 16,448 | 30404 | 14,171 | 16,359 | 30530 | 13,858 | 16,200 | 30058 | 41,985 | 49,007 | 90,992 |
| FCT | 2,625 | 2,871 | 5496 | 2,377 | 2,838 | 5215 | 2,262 | 3,481 | 5743 | 7,264 | 9,190 | 16,454 |
| Gombe | 3583 | 3557 | 7140 | 3214 | 3230 | 6444 | 2697 | 2592 | 5289 | 9,494 | 9,379 | 18,873 |
| Imo | 11,539 | 11,600 | 23139 | 11,832 | 11,818 | 23650 | 11,404 | 11,815 | 23219 | 34,775 | 35,233 | 70,008 |
| Jigawa | 717 | 678 | 1395 | 722 | 657 | 1379 | 677 | 656 | 1333 | 2,116 | 1,991 | 4,107 |
| kaduna | 6,929 | 6,836 | 13765 | 5,835 | 5,655 | 11490 | 4,051 | 3,963 | 8014 | 16,815 | 16,454 | 33,269 |
| Kano* | 8,022 | 9,526 | 17548 | 6,868 | 8,041 | 14909 | 5,583 | 7,038 | 12621 | 20,473 | 24,605 | 45,078 |
| Katsina | 5,014 | 4,426 | 9440 | 3,986 | 3,622 | 7608 | 3,427 | 2,681 | 6108 | 12,427 | 10,729 | 23,156 |
| Kebbi | 763 | 695 | 1458 | 579 | 417 | 996 | 735 | 592 | 1327 | 2,077 | 1,704 | 3,781 |
| Kogi* | 4,932 | 6,114 | 11046 | 4,822 | 7,860 | 12682 | 4,667 | 8,941 | 13608 | 14,421 | 22,915 | 37,336 |
| Kwara | 3,657 | 3,298 | 6955 | 3,187 | 3,122 | 6309 | 2,702 | 2,848 | 5550 | 9,546 | 9,268 | 18,814 |
| Lagos | 25,320 | 26,373 | 51693 | 24,926 | 26,583 | 51509 | 24,401 | 25,026 | 49427 | 74,647 | 77,982 | 152,629 |
| Nassarawa | 12,975 | 9,455 | 22430 | 12,493 | 10,137 | 22630 | 11,298 | 9,004 | 20302 | 36,766 | 28,596 | 65,362 |
| Niger | 3,262 | 3,021 | 6283 | 2,727 | 2,707 | 5434 | 1,986 | 2,061 | 4047 | 7,975 | 7,789 | 15,764 |
| Ogun | 22850 | 24428 | 47278 | 25330 | 27499 | 52829 | 29841 | 32463 | 62304 | 78,021 | 84,390 | 162,411 |
| Ondo | 8,306 | 8,067 | 16373 | 8,614 | 8,631 | 17245 | 8,244 | 8,244 | 16488 | 25,164 | 24,942 | 50,106 |
| Osun | 12475 | 13125 | 25600 | 13061 | 13470 | 26531 | 12451 | 13105 | 25556 | 37,987 | 39,700 | 77,687 |
| Oyo | 11380 | 12210 | 23590 | 11635 | 12383 | 24018 | 11473 | 12204 | 23677 | 34,488 | 36,797 | 71,285 |
| Plateau | 20,457 | 19,056 | 39513 | 18,373 | 16,601 | 34974 | 15,371 | 13,983 | 29354 | 54,201 | 49,640 | 103,841 |
| Rivers | 8069 | 8741 | 16810 | 7430 | 8032 | 15462 | 6305 | 6843 | 13148 | 21,804 | 23,616 | 45,420 |
| Sokoto | 2,908 | 2,823 | 5731 | 1,782 | 1,930 | 3712 | 1,172 | 1,296 | 2468 | 5,862 | 6,049 | 11,911 |
| Taraba | 4,802 | 4,402 | 9204 | 3,856 | 3,386 | 7242 | 3,029 | 2,935 | 5964 | 11,687 | 10,723 | 22,410 |
| Yobe | 1,595 | 2,325 | 3920 | 1,356 | 2,165 | 3521 | 1,109 | 1,621 | 2730 | 4,060 | 6,111 | 10,171 |
| Zamfara | 721 | 1150 | 1871 | 565 | 994 | 1559 | 521 | 718 | 1239 | 1,807 | 2,862 | 4,669 |
| National | 269,190 | 274,718 | 543,908 | 258,421 | 266,563 | 524,984 | 259,899 | 276,394 | 536,293 | 787,510 | 817,675 | 1,605,185 |

4.2.11 Enrolment in Public & Private Senior Secondary Schools by State

Table 4. 13: Enrolment in Public & Private Senior Secondary Schools by State, Class and Gender 2018/2019

| STATE | SSS 1 | | | SSS 2 | | | SSS 3 | | | SUM | | |
|-----------------|------------------|----------------|------------------|----------------|----------------|------------------|----------------|----------------|------------------|------------------|------------------|------------------|
| | Male | Female | Total | Male | Female | Total | Male | Female | Total | Male | Female | Total |
| Abia | 5,026 | 5,826 | 10,852 | 4,848 | 5,106 | 9,954 | 4,689 | 5,118 | 9,807 | 14,563 | 16,050 | 30,613 |
| Adamawa | 20,817 | 17,587 | 38,404 | 22,467 | 19,897 | 42,364 | 18,830 | 16,526 | 35,356 | 62,114 | 54,010 | 116,124 |
| Akwa-Ibom | 43,236 | 46,477 | 89,713 | 39,573 | 42,065 | 81,638 | 35,366 | 35,857 | 71,223 | 118,175 | 124,399 | 242,574 |
| Anambra | 14,603 | 15,741 | 30,344 | 12,695 | 14,163 | 26,858 | 9,979 | 11,982 | 21,961 | 37,277 | 41,886 | 79,163 |
| Bauchi | 27,972 | 17,133 | 45,105 | 25,013 | 13,782 | 38,795 | 48,829 | 48,309 | 97,138 | 101,814 | 79,224 | 181,038 |
| Bayelsa | 7,532 | 7,728 | 15,260 | 6,734 | 6,437 | 13,171 | 7,737 | 7,248 | 14,985 | 22,003 | 21,413 | 43,416 |
| Benue | 8,801 | 7,940 | 16,741 | 8,487 | 7,703 | 16,190 | 8,064 | 7,308 | 15,372 | 25,352 | 22,951 | 48,303 |
| Borno | 19,647 | 15,804 | 35,451 | 18,234 | 15,115 | 33,349 | 17,683 | 12,812 | 30,495 | 55,564 | 43,731 | 99,295 |
| Cross River | 18,867 | 17,898 | 36,765 | 18,311 | 16,540 | 34,851 | 20,730 | 21,811 | 42,541 | 57,908 | 56,249 | 114,157 |
| Delta | 27,381 | 29,232 | 56,613 | 27,151 | 28,524 | 55,675 | 21,247 | 22,817 | 44,064 | 75,779 | 80,573 | 156,352 |
| Ebonyi | 11,953 | 13,611 | 25,564 | 12,727 | 7,625 | 20,352 | 5,472 | 5,864 | 11,336 | 30,152 | 27,100 | 57,252 |
| Edo | 14,017 | 14,194 | 28,211 | 13,611 | 14,048 | 27,659 | 12,432 | 11,996 | 24,428 | 40,060 | 40,238 | 80,298 |
| Ekiti | 10,666 | 11,999 | 22,665 | 6,559 | 6,538 | 13,097 | 6,787 | 7,824 | 14,611 | 24,012 | 26,361 | 50,373 |
| Enugu | 24,486 | 29,349 | 53,835 | 29,821 | 35,466 | 65,287 | 29,009 | 34,298 | 63,307 | 83,316 | 99,113 | 182,429 |
| FCT | 17,754 | 19,754 | 37,508 | 16,210 | 17,725 | 33,935 | 9,162 | 12,062 | 21,224 | 43,126 | 49,541 | 92,667 |
| Gombe | 15,645 | 12,823 | 28,468 | 14,338 | 11,435 | 25,773 | 12,489 | 9,651 | 22,140 | 42,472 | 33,909 | 76,381 |
| Imo | 79,670 | 81,635 | 161,305 | 78,876 | 81,376 | 160,252 | 78,028 | 80,300 | 158,328 | 236,574 | 243,311 | 479,885 |
| Jigawa | 27,400 | 18,297 | 45,697 | 22,606 | 15,878 | 38,484 | 19,548 | 13,268 | 32,816 | 69,554 | 47,443 | 116,997 |
| Kaduna | 34,851 | 37,431 | 72,282 | 29,109 | 28,891 | 58,000 | 23,724 | 21,420 | 45,144 | 87,684 | 87,742 | 175,426 |
| Kano | 56,573 | 50,232 | 106,805 | 53,980 | 43,874 | 97,854 | 48,946 | 39,532 | 88,478 | 159,499 | 133,638 | 293,137 |
| Katsina | 49,905 | 34,845 | 84,750 | 44,870 | 30,427 | 75,297 | 39,670 | 25,755 | 65,425 | 134,445 | 91,027 | 225,472 |
| Kebbi | 24,442 | 20,262 | 44,704 | 26,924 | 20,071 | 46,995 | 26,414 | 19,804 | 46,218 | 77,780 | 60,137 | 137,917 |
| Kogi | 12,768 | 12,928 | 25,696 | 12,224 | 14,297 | 26,521 | 12,567 | 16,003 | 28,570 | 37,559 | 43,228 | 80,787 |
| Kwara | 19,304 | 18,418 | 37,722 | 18,150 | 17,391 | 35,541 | 15,490 | 14,818 | 30,308 | 52,944 | 50,627 | 103,571 |
| Lagos | 84,410 | 84,436 | 168,846 | 61,850 | 66,543 | 128,393 | 47,270 | 50,375 | 97,645 | 193,530 | 201,354 | 394,884 |
| Nassarawa | 17,208 | 13,153 | 30,361 | 17,416 | 13,418 | 30,834 | 16,305 | 12,157 | 28,462 | 50,929 | 38,728 | 89,657 |
| Niger | 38,907 | 31,252 | 70,159 | 39,701 | 30,775 | 70,476 | 34,974 | 25,720 | 60,694 | 113,582 | 87,747 | 201,329 |
| Ogun | 53,340 | 51,232 | 104,572 | 57,842 | 62,161 | 120,003 | 57,725 | 63,304 | 121,029 | 168,907 | 176,697 | 345,604 |
| Ondo | 26,129 | 26,858 | 52,987 | 26,898 | 27,252 | 54,150 | 22,163 | 22,516 | 44,679 | 75,190 | 76,626 | 151,816 |
| Osun | 28,096 | 28,452 | 56,548 | 29,080 | 28,869 | 57,949 | 20,193 | 20,789 | 40,982 | 77,369 | 78,110 | 155,479 |
| Oyo | 42,211 | 45,024 | 87,235 | 40,631 | 43,620 | 84,251 | 37,420 | 39,786 | 77,206 | 120,262 | 128,430 | 248,692 |
| Plateau | 31,677 | 29,163 | 60,840 | 27,220 | 23,711 | 50,931 | 20,024 | 17,483 | 37,507 | 78,921 | 70,357 | 149,278 |
| Rivers | 30,726 | 35,579 | 66,305 | 30,253 | 32,391 | 62,644 | 28,253 | 32,079 | 60,332 | 89,232 | 100,049 | 189,281 |
| Sokoto | 21,589 | 13,271 | 34,860 | 20,531 | 11,767 | 32,298 | 19,775 | 10,997 | 30,772 | 61,895 | 36,035 | 97,930 |
| Taraba | 14,375 | 11,362 | 25,737 | 12,415 | 9,723 | 22,138 | 10,204 | 8,325 | 18,529 | 36,994 | 29,410 | 66,404 |
| Yobe | 13,258 | 7,566 | 20,824 | 11,816 | 6,736 | 18,552 | 10,242 | 6,202 | 16,444 | 35,316 | 20,504 | 55,820 |
| Zamfara | 17,473 | 10,621 | 28,094 | 16,503 | 11,217 | 27,720 | 16,991 | 10,847 | 27,838 | 50,967 | 32,685 | 83,652 |
| National | 1,012,715 | 945,113 | 1,957,828 | 955,674 | 882,557 | 1,838,231 | 874,431 | 822,963 | 1,697,394 | 2,842,820 | 2,650,633 | 5,493,453 |

4.3 Statistics of Teachers

4.3.1 Summary of Senior Secondary School Teachers

Table 4. 14: National Summary of Senior Secondary School Teachers and Qualified Teachers by Gender: 2014/2015-2018/2019

| Year | Public | | | Private | | | TOTAL | | |
|-----------|---------|---------|---------|---------|---------|---------|---------|---------|---------|
| | Male | Female | Total | Male | Female | Total | Male | Female | Total |
| 2014/2015 | 90,139 | 76,144 | 166,283 | 101,631 | 138,310 | 239,941 | 191,770 | 214,454 | 406,224 |
| 2015/2016 | 80,416 | 56,452 | 136,868 | 125,533 | 135,874 | 261,407 | 205,949 | 192,326 | 398,275 |
| 2016/2017 | 198,052 | 166,562 | 364,614 | 120,530 | 107,471 | 228,001 | 318,582 | 274,033 | 592,615 |
| 2017/2018 | 94,884 | 74,411 | 169,295 | 110,658 | 113,749 | 224,407 | 205,542 | 188,160 | 393,702 |
| 2018/2019 | 114,766 | 96,830 | 211,596 | 122,444 | 142,689 | 265,133 | 237,210 | 239,519 | 476,729 |

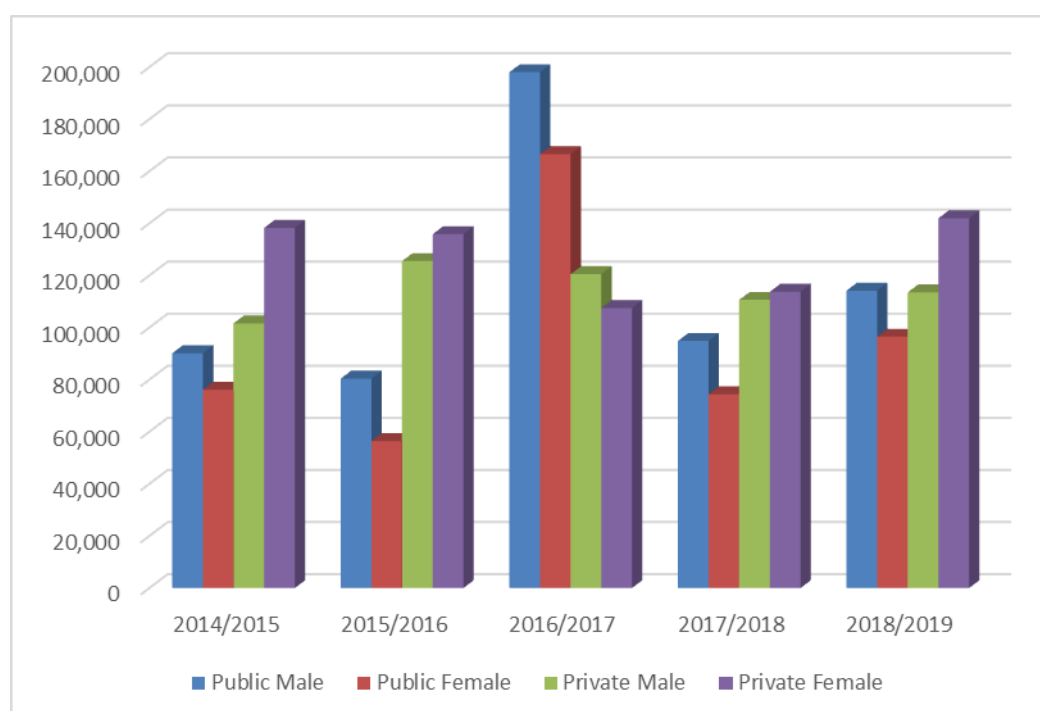


Figure 4. 4: Number of Teachers in Public and Private Senior Secondary Schools by Gender: 2013/2014 - 2018/2019

4.3.2 Number and Proportion of Qualified Teachers in Public Senior Secondary Schools

Table 4. 15: Teachers in Public and Private Senior Secondary Schools by State and Gender 2018/2019

| State | Public | | | Private | | | Total | | |
|-----------------|---------------|--------------|---------------|---------------|---------------|---------------|----------------|----------------|----------------|
| | Male | Female | Total | Male | Female | Total | Male | Female | Total |
| Abia | 623 | 1029 | 1652 | 623 | 1029 | 1652 | 1,246 | 2,058 | 3,304 |
| Adamawa | 4611 | 1785 | 6396 | 2468 | 1303 | 3771 | 7,079 | 3,088 | 10,167 |
| Akwa-Ibom | 3,594 | 4,053 | 7647 | 1,939 | 3,038 | 4977 | 5,533 | 7,091 | 12,624 |
| Anambra | 731 | 4,534 | 5265 | 644 | 783 | 1427 | 1,375 | 5,317 | 6,692 |
| Bauchi | 4,436 | 1,484 | 5920 | 1741 | 813 | 2554 | 6,177 | 2,297 | 8,474 |
| Bayelsa | 2325 | 1640 | 3965 | 138 | 152 | 290 | 2,463 | 1,792 | 4,255 |
| Benue | 1064 | 227 | 1291 | 2054 | 641 | 2695 | 3,118 | 868 | 3,986 |
| Borno | 2,389 | 1,450 | 3983 | 691 | 659 | 1,350 | 3,080 | 2,109 | 5,333 |
| Cross River | 10,031 | 3,309 | 13340 | 9,079 | 2,903 | 11982 | 19,110 | 6,212 | 25,322 |
| Delta | 4191 | 8456 | 12647 | 2322 | 2551 | 4873 | 6,513 | 11,007 | 17,520 |
| Ebonyi | 2,950 | 4,688 | 7638 | 2,301 | 1,641 | 3942 | 5,251 | 6,329 | 11,580 |
| Edo | 626 | 438 | 1064 | 3,203 | 3,097 | 6300 | 3,829 | 3,535 | 7,364 |
| Ekiti | 3,526 | 5,945 | 9471 | 1,278 | 1,200 | 2478 | 4,804 | 7,145 | 11,949 |
| Enugu | 2,374 | 5,063 | 7437 | 2640 | 4706 | 7346 | 5,014 | 9,769 | 14,783 |
| FCT | 1,783 | 2,267 | 4050 | 623 | 393 | 1016 | 2,406 | 2,660 | 5,066 |
| Gombe | 3,482 | 1,440 | 4922 | 683 | 244 | 927 | 4,165 | 1,684 | 5,849 |
| Imo | 2572 | 5872 | 8444 | 2297 | 2371 | 4668 | 4,869 | 8,243 | 13,112 |
| Jigawa | 410 | 32 | 442 | 52 | 65 | 117 | 462 | 97 | 559 |
| Kaduna | 3,162 | 1,708 | 4870 | 8,720 | 10,853 | 19573 | 11,882 | 12,561 | 24,443 |
| Kano | 4392 | 1151 | 5543 | 8,509 | 7,538 | 16,047 | 12,901 | 8,689 | 21,590 |
| Katsina | 3,163 | 680 | 3843 | 1,308 | 176 | 1484 | 4,471 | 856 | 5,327 |
| Kebbi | 1728 | 1048 | 2776 | 229 | 133 | 362 | 1,957 | 1,181 | 3,138 |
| Kogi | 2,144 | 1,248 | 3392 | 2,413 | 1,494 | 3907 | 4,557 | 2,742 | 7,299 |
| Kwara | 3,779 | 3,553 | 7332 | 931 | 635 | 1566 | 4,710 | 4,188 | 8,898 |
| Lagos | 3,917 | 5,261 | 9178 | 12,529 | 43,733 | 56262 | 16,446 | 48,994 | 65,440 |
| Nassarawa | 968 | 308 | 1128 | 2,332 | 866 | 2849 | 3,300 | 1,174 | 3,977 |
| Niger | 2,484 | 1,421 | 3905 | 7524 | 9646 | 17170 | 10,008 | 11,067 | 21,075 |
| Ogun | 2666 | 1495 | 4161 | 7255 | 4874 | 12129 | 9,921 | 6,369 | 16,290 |
| Ondo | 3,806 | 3,264 | 7070 | 519 | 455 | 974 | 4,325 | 3,719 | 8,044 |
| Osun | 2383 | 1734 | 4117 | | | 0 | - | - | - |
| Oyo | 5692 | 5719 | 11411 | 4764 | 3991 | 8755 | 10,456 | 9,710 | 20,166 |
| Plateau | 2565 | 840 | 3405 | 17800 | 21,764 | 39564 | 20,365 | 22,604 | 42,969 |
| Rivers | 6852 | 6136 | 12988 | 3977 | 2904 | 6881 | 10,829 | 9,040 | 19,869 |
| Sokoto | 2,146 | 641 | 2787 | 2,220 | 2,237 | 4457 | 4,366 | 2,878 | 7,244 |
| Taraba | 7,990 | 5,927 | 13917 | 4,468 | 2,489 | 6957 | 12,458 | 8,416 | 20,874 |
| Yobe | 1,569 | 593 | 2162 | 1,222 | 718 | 1940 | 2,791 | 1,311 | 4,102 |
| Zamfara | 1642 | 391 | 2033 | 948 | 594 | 1542 | 2,590 | 985 | 3,575 |
| National | 114766 | 96830 | 211596 | 122444 | 142689 | 265133 | 234,827 | 237,785 | 472,259 |

4.3.3 Teachers by Qualification

Table 4. 16: Summary of Public and Private senior secondary school Teachers, Qualified Teachers by Gender: 2014/2015-- 2018/2019

| Year | All Teachers | | | Qualified Teachers | | |
|-----------|--------------|---------|---------|--------------------|---------|---------|
| | Male | Female | Total | Male | Female | Total |
| 2014/2015 | 90,139 | 76,144 | 166,283 | 69,489 | 56,611 | 126,100 |
| 2015/2016 | 80,416 | 56,452 | 136,868 | 68,553 | 49,440 | 117,993 |
| 2016/2017 | 100,365 | 74,255 | 174,620 | 66,463 | 48,546 | 115,009 |
| 2017/2018 | 205,542 | 188,160 | 393,702 | 124,939 | 101,633 | 226,572 |
| 2018/2019 | 237,210 | 239,519 | 476,376 | 158,174 | 161,348 | 319,587 |

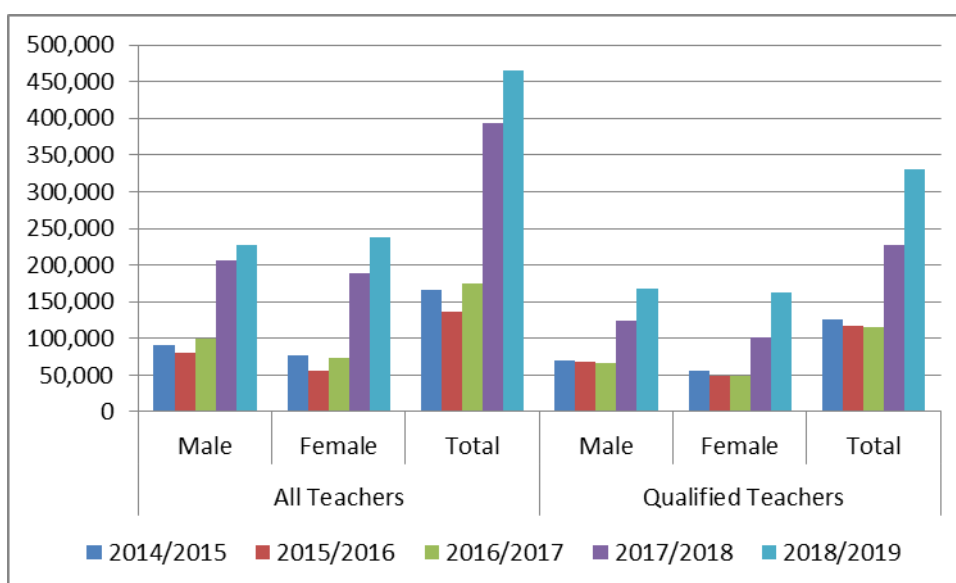


Figure 4. 5: Summary of Public and Private senior secondary school Teachers, Qualified Teachers by Gender: 2014/2015-- 2018/2019

4.3.4 Number and Proportion of Qualified Teachers in Public Senior Secondary Schools

Table 4. 17: Number and Proportion of Qualified Teachers in Public Senior Secondary Schools by State and Gender: 2018/2019

| State | ALL TEACHER | | | QUALIFIED TEACHERS | | |
|-----------------|---------------|--------------|---------------|--------------------|--------------|---------------|
| | M | F | T | M | F | T |
| Abia | 623 | 1029 | 1652 | 507 | 834 | 1341 |
| Adamawa | 4611 | 1785 | 6396 | 2538 | 625 | 3163 |
| Akwa-Ibom | 3,594 | 4,053 | 7647 | 3,594 | 4,053 | 7647 |
| Anambra | 731 | 4,534 | 5265 | 731 | 4,534 | 5265 |
| Bauchi | 4,436 | 1,484 | 5920 | 3,525 | 1,248 | 4773 |
| Bayelsa | 2325 | 1640 | 3965 | 2323 | 1640 | 3963 |
| Benue | 1064 | 227 | 1291 | 275 | 100 | 375 |
| Borno | 2,389 | 1,450 | 3983 | 1,455 | 911 | 2431 |
| Cross River | 10,031 | 3,309 | 13340 | 4,178 | 1,155 | 5333 |
| Delta | 4191 | 8456 | 12647 | 3064 | 7023 | 10087 |
| Ebonyi | 2,950 | 4,688 | 7638 | 2,280 | 3,150 | 5430 |
| Edo | 626 | 438 | 1064 | 626 | 438 | 1064 |
| Ekiti | 3,526 | 5,945 | 9471 | 605 | 494 | 1099 |
| Enugu | 2,374 | 5,063 | 7437 | 1,948 | 4,734 | 6682 |
| FCT | 1,783 | 2,267 | 4050 | 1,582 | 2,072 | 3654 |
| Gombe | 3,482 | 1,440 | 4922 | 2,901 | 1,110 | 4011 |
| Imo | 2572 | 5872 | 8444 | 2469 | 5761 | 8230 |
| Jigawa | 410 | 32 | 442 | 373 | 30 | 403 |
| Kaduna | 3,162 | 1,708 | 4870 | 2,823 | 1,534 | 4357 |
| Kano | 4392 | 1151 | 5543 | 566 | 145 | 711 |
| Katsina | 3,163 | 680 | 3843 | 2,370 | 476 | 2846 |
| Kebbi | 1728 | 1048 | 2776 | 414 | 199 | 613 |
| Kogi | 2,144 | 1,248 | 3392 | 1,730 | 1,049 | 2779 |
| Kwara | 3,779 | 3,553 | 7332 | 3,214 | 3,183 | 6397 |
| Lagos | 3,917 | 5,261 | 9178 | 3,835 | 5,213 | 9048 |
| Nassarawa | 968 | 308 | 1128 | 850 | 278 | 1128 |
| Niger | 2,484 | 1,421 | 3905 | 173 | 74 | 247 |
| Ogun | 2666 | 1495 | 4161 | 2491 | 1422 | 3913 |
| Ondo | 3,806 | 3,264 | 7070 | 3,806 | 3,264 | 7070 |
| Osun | 2383 | 1734 | 4117 | 2214 | 1616 | 3830 |
| Oyo | 5692 | 5719 | 11411 | 5692 | 5719 | 11411 |
| Plateau | 2565 | 840 | 3405 | 2311 | 760 | 3071 |
| Rivers | 6852 | 6136 | 12988 | 2195 | 2839 | 5034 |
| Sokoto | 2,146 | 641 | 2787 | 1,916 | 581 | 2497 |
| Taraba | 7,990 | 5,927 | 13917 | 1,715 | 492 | 2207 |
| Yobe | 1,569 | 593 | 2162 | 1,327 | 487 | 1814 |
| Zamfara | 1642 | 391 | 2033 | 149 | 20 | 169 |
| National | 114766 | 96830 | 211596 | 74765 | 69263 | 144028 |

4.3.5 Number and Proportion of Qualified Teachers in Private Senior Secondary Schools

Table 4. 18: Number and Proportion of Qualified Teachers in Private Senior Secondary Schools by State and Gender: 2018/2019

| State | ALL TEACHER | | | QUALIFIED TEACHERS | | |
|-----------------|---------------|---------------|---------------|--------------------|--------------|---------------|
| | M | F | T | M | F | T |
| Abia | 623 | 1029 | 1652 | 507 | 834 | 1341 |
| Adamawa | 2468 | 1303 | 3771 | 1385 | 425 | 1810 |
| Akwa-Ibom | 1,939 | 3,038 | 4977 | 1,939 | 3,038 | 4977 |
| Anambra | 644 | 783 | 1427 | 591 | 777 | 1368 |
| Bauchi | 1741 | 813 | 2554 | 1341 | 630 | 1971 |
| Bayelsa | 138 | 152 | 290 | 65 | 87 | 152 |
| Benue | 2054 | 641 | 2695 | 742 | 251 | 993 |
| Borno* | 691 | 659 | 1,350 | 537 | 446 | 983 |
| Cross River | 9,079 | 2,903 | 11982 | 3,710 | 820 | 4530 |
| Delta | 2322 | 2551 | 4873 | 2202 | 2441 | 4643 |
| Ebonyi | 2,301 | 1,641 | 3942 | 2,052 | 1,517 | 3569 |
| Edo | 3,203 | 3,097 | 6300 | 3,113 | 2,997 | 6110 |
| Ekiti | 1,278 | 1,200 | 2478 | 454 | 703 | 1157 |
| Enugu | 2640 | 4706 | 7346 | 2011 | 3973 | 5984 |
| FCT | 623 | 393 | 1016 | 440 | 306 | 746 |
| Gombe | 683 | 244 | 927 | 354 | 102 | 456 |
| Imo | 2297 | 2371 | 4668 | 2239 | 2290 | 4529 |
| Jigawa | 52 | 65 | 117 | 15 | 0 | 15 |
| Kaduna | 8,720 | 10,853 | 19573 | 7,314 | 8,752 | 16066 |
| Kano* | 8,509 | 7,538 | 16,047 | 6,632 | 5,506 | 12,138 |
| Katsina | 1,308 | 176 | 1484 | 1,061 | 139 | 1200 |
| Kebbi | 229 | 133 | 362 | 155 | 100 | 255 |
| Kogi | 2,413 | 1,494 | 3907 | 1,317 | 965 | 2282 |
| Kwara* | 931 | 635 | 1566 | 122 | 123 | 245 |
| Lagos | 12,529 | 43,733 | 56262 | 10,178 | 24,450 | 34628 |
| Nassarawa | 2,332 | 866 | 2849 | 2,066 | 783 | 2849 |
| Niger | 7524 | 9646 | 17170 | 5624 | 6663 | 12287 |
| Ogun | 7255 | 4874 | 12129 | 1810 | 2799 | 4609 |
| Ondo | 519 | 455 | 974 | 519 | 455 | 974 |
| Osun | NA | NA | NA | NA | NA | NA |
| Oyo | 4764 | 3991 | 8755 | 4064 | 3191 | 7255 |
| Plateau | 17800 | 21,764 | 39564 | 9900 | 10,750 | 20650 |
| Rivers | 3977 | 2904 | 6881 | 2189 | 1869 | 4058 |
| Sokoto | 2,220 | 2,237 | 4457 | 2,035 | 1,977 | 4012 |
| Taraba | 4,468 | 2,489 | 6957 | 3,503 | 1,333 | 4836 |
| Yobe | 1,222 | 718 | 1940 | 1,028 | 487 | 1515 |
| Zamfara | 948 | 594 | 1542 | 195 | 106 | 301 |
| National | 122444 | 142689 | 265133 | 83409 | 92085 | 175494 |

*data from 2017/2018

4.3.6 Number and Proportion of Qualified Teachers in Public and Private Senior Secondary Schools

Table 4. 19: Number and Proportion of Qualified Teachers in Public and Private Senior Secondary Schools by State and Gender: 2018/2019

| State | ALL TEACHER | | | QUALIFIED TEACHERS | | |
|-----------------|----------------|----------------|----------------|--------------------|----------------|----------------|
| | M | F | T | M | F | T |
| Abia | 1,246 | 2,058 | 3,304 | 1,014 | 1,668 | 2,682 |
| Adamawa | 7,079 | 3,088 | 10,167 | 3,923 | 1,050 | 4,973 |
| Akwa-Ibom | 5,533 | 7,091 | 12,624 | 5,533 | 7,091 | 12,624 |
| Anambra | 1,375 | 5,317 | 6,692 | 1,322 | 5,311 | 6,633 |
| Bauchi | 6,177 | 2,297 | 8,474 | 4,866 | 1,878 | 6,744 |
| Bayelsa | 2,463 | 1,792 | 4,255 | 2,388 | 1,727 | 4,115 |
| Benue | 3,118 | 868 | 3,986 | 1,017 | 351 | 1,368 |
| Borno | 3,080 | 2,109 | 5,333 | 1,992 | 1,357 | 3,414 |
| Cross River | 19,110 | 6,212 | 25,322 | 7,888 | 1,975 | 9,863 |
| Delta | 6,513 | 11,007 | 17,520 | 5,266 | 9,464 | 14,730 |
| Ebonyi | 5,251 | 6,329 | 11,580 | 4,332 | 4,667 | 8,999 |
| Edo | 3,829 | 3,535 | 7,364 | 3,739 | 3,435 | 7,174 |
| Ekiti | 4,804 | 7,145 | 11,949 | 1,059 | 1,197 | 2,256 |
| Enugu | 5,014 | 9,769 | 14,783 | 3,959 | 8,707 | 12,666 |
| FCT | 2,406 | 2,660 | 5,066 | 2,022 | 2,378 | 4,400 |
| Gombe | 4,165 | 1,684 | 5,849 | 3,255 | 1,212 | 4,467 |
| Imo | 4,869 | 8,243 | 13,112 | 4,708 | 8,051 | 12,759 |
| Jigawa | 462 | 97 | 559 | 388 | 30 | 418 |
| Kaduna | 11,882 | 12,561 | 24,443 | 10,137 | 10,286 | 20,423 |
| Kano | 12,901 | 8,689 | 21,590 | 7,198 | 5,651 | 12,849 |
| Katsina | 4,471 | 856 | 5,327 | 3,431 | 615 | 4,046 |
| Kebbi | 1,957 | 1,181 | 3,138 | 569 | 299 | 868 |
| Kogi | 4,557 | 2,742 | 7,299 | 3,047 | 2,014 | 5,061 |
| Kwara | 4,710 | 4,188 | 8,898 | 3,336 | 3,306 | 6,642 |
| Lagos | 16,446 | 48,994 | 65,440 | 14,013 | 29,663 | 43,676 |
| Nassarawa | 3,300 | 1,174 | 3,977 | 2,916 | 1,061 | 3,977 |
| Niger | 10,008 | 11,067 | 21,075 | 5,797 | 6,737 | 12,534 |
| Ogun | 9,921 | 6,369 | 16,290 | 4,301 | 4,221 | 8,522 |
| Ondo | 4,325 | 3,719 | 8,044 | 4,325 | 3,719 | 8,044 |
| Osun | 2,383 | 1,734 | 4,117 | 2,214 | 1,616 | 3,830 |
| Oyo | 10,456 | 9,710 | 20,166 | 9,756 | 8,910 | 18,666 |
| Plateau | 20,365 | 22,604 | 42,969 | 12,211 | 11,510 | 23,721 |
| Rivers | 10,829 | 9,040 | 19,869 | 4,384 | 4,708 | 9,092 |
| Sokoto | 4,366 | 2,878 | 7,244 | 3,951 | 2,558 | 6,509 |
| Taraba | 12,458 | 8,416 | 20,874 | 5,218 | 1,825 | 7,043 |
| Yobe | 2,791 | 1,311 | 4,102 | 2,355 | 974 | 3,329 |
| Zamfara | 2,590 | 985 | 3,575 | 344 | 126 | 470 |
| National | 237,210 | 239,519 | 476,376 | 158,174 | 161,348 | 319,587 |

4.4 Facilities

4.4.1 Number and Condition of Classrooms

Table 4. 20: Number and Condition of Classrooms in Public and Private Senior Secondary Schools by State: 2018/2019

| State | PUBLIC | | | PRIVATE | | | PUBLIC + PRIVATE | | |
|-----------------|--------------|--------------|--------------|---------------|-------------|---------------|------------------|--------------|---------------|
| | Good | Bad | Total | Good | Bad | Total | Good | Bad | Total |
| Abia | 583 | 423 | 1006 | 1390 | 174 | 1564 | 1973 | 597 | 2570 |
| Adamawa | 1836 | 497 | 2333 | 1169 | 152 | 1321 | 3005 | 649 | 3654 |
| Akwa-Ibom | 2825 | 1701 | 4526 | 1457 | 324 | 1781 | 4282 | 2025 | 6307 |
| Anambra | 3062 | 184 | 3246 | 1111 | 20 | 1131 | 4173 | 204 | 4377 |
| Bauchi | 2334 | 34 | 2368 | 1132 | 566 | 1698 | 3466 | 600 | 4066 |
| Bayelsa | 996 | 86 | 1082 | 228 | 30 | 258 | 1224 | 116 | 1340 |
| Benue | 1052 | 96 | 1148 | 2255 | 127 | 2382 | 3307 | 223 | 3530 |
| Borno | NA | NA | NA | NA | NA | NA | NA | NA | NA |
| Cross River | 2648 | 805 | 3453 | 2360 | 682 | 3042 | 5008 | 1487 | 6495 |
| Delta | 4004 | 2209 | 6213 | 1873 | 65 | 1938 | 5877 | 2274 | 8151 |
| Ebonyi | 1575 | 598 | 2173 | 5177 | 598 | 5775 | 6752 | 1196 | 7948 |
| Edo | 451 | 422 | 873 | 1293 | 1186 | 2479 | 1744 | 1608 | 3352 |
| Ekiti | 292 | 1233 | 1525 | 1 | 21 | 22 | 293 | 1254 | 1547 |
| Enugu | 2689 | 73 | 2762 | 3500 | 423 | 3923 | 6189 | 496 | 6685 |
| FCT | 913 | 364 | 1277 | 401 | 3 | 404 | 1314 | 367 | 1681 |
| Gombe | 1439 | 656 | 2095 | NA | NA | NA | 1439 | 656 | 2095 |
| Imo | 6650 | 1576 | 8226 | 2252 | 315 | 2567 | 8902 | 1891 | 10793 |
| Jigawa | 178 | 1528 | 1706 | NA | NA | NA | 178 | 1528 | 1706 |
| Kaduna | 2759 | 734 | 3493 | 34837 | 1213 | 36050 | 37596 | 1947 | 39543 |
| Kano | 2256 | 23 | 2279 | NA | NA | NA | 2256 | 23 | 2279 |
| Katsina | 3058 | 119 | 3177 | 1760 | 74 | 1834 | 4818 | 193 | 5011 |
| Kebbi | 1031 | 263 | 1294 | 107 | 37 | 144 | 1138 | 300 | 1438 |
| Kogi | 1114 | 950 | 2064 | 4 | 5 | 9 | 1118 | 955 | 2073 |
| Kwara | 2389 | 95 | 2484 | NA | NA | NA | 2389 | 95 | 2484 |
| Lagos | 2089 | 39 | 2128 | 23600 | 200 | 23800 | 25689 | 239 | 25928 |
| Nassarawa | 250 | 59 | 309 | 1232 | 330 | 1562 | 1482 | 389 | 1871 |
| Niger | 1790 | 79 | 1869 | 1617 | 40 | 1657 | 3407 | 119 | 3526 |
| Ogun | 1575 | 1371 | 2946 | 4503 | 403 | 4906 | 6078 | 1774 | 7852 |
| Ondo | 1225 | 1370 | 2595 | 3052 | 316 | 3368 | 4277 | 1686 | 5963 |
| Osun | NA | NA | NA | NA | NA | NA | NA | NA | NA |
| Oyo | 1211 | 3716 | 4927 | NA | NA | NA | 1211 | 3716 | 4927 |
| Plateau | 1734 | 638 | 2372 | 1740 | 600 | 2340 | 3474 | 1238 | 4712 |
| Rivers | 819 | 827 | 1646 | 6623 | 0 | 6623 | 7442 | 827 | 8269 |
| Sokoto | 1129 | 314 | 1443 | 155 | 18 | 173 | 1284 | 332 | 1616 |
| Taraba | 1274 | 26 | 1300 | NA | NA | NA | 1274 | 26 | 1300 |
| Yobe | 831 | 119 | 950 | 796 | 221 | 1017 | 1627 | 340 | 1967 |
| Zamfara | 399 | 42 | 441 | 571 | 11 | 582 | 970 | 53 | 1023 |
| National | 60460 | 23269 | 83729 | 106196 | 8154 | 114350 | 166656 | 31423 | 198079 |

4.4.2 Toilets in Public Senior Secondary Schools

Table 4. 21: Number of Toilets by State in Public Senior Secondary Schools by State: 2018/2019

| State | Toilets for Students | | | Toilets for Teachers | | |
|-----------------|----------------------|---------------|---------------|----------------------|---------------|---------------|
| | Male | Female | Total | Male | Female | Total |
| Abia | NA | NA | NA | NA | NA | NA |
| Adamawa | NA | NA | NA | NA | NA | NA |
| Akwa Ibom | NA | NA | NA | NA | NA | NA |
| Anambra | 831 | 1,150 | 1,981 | 295 | 412 | 707 |
| Bauchi | NA | NA | NA | NA | NA | NA |
| Bayelsa | 188 | 189 | 377 | 86 | 88 | 174 |
| Benue | 801 | 922 | 1,723 | 327 | 301 | 628 |
| Borno | NA | NA | NA | NA | NA | NA |
| Cross River | 1,289 | 397 | 1,684 | 786 | 626 | 1,411 |
| Delta | 438 | 462 | 900 | 364 | 474 | 838 |
| Ebonyi | 139 | 272 | 411 | 139 | 272 | 411 |
| Edo | 384 | 383 | 767 | 161 | 163 | 324 |
| Ekiti | NA | NA | NA | NA | NA | NA |
| Enugu | NA | NA | 3,210 | NA | NA | NA |
| FCT | NA | NA | 1,599 | NA | NA | NA |
| Gombe | 163 | 122 | 285 | 117 | 81 | 198 |
| Imo | 926 | 926 | 1,852 | 410 | 771 | 1,181 |
| Jigawa | NA | NA | NA | NA | NA | NA |
| Kaduna | 6,015 | 6,047 | 12,062 | 2,766 | 2,293 | 5,059 |
| Kano | NA | NA | NA | NA | NA | NA |
| Katsina | 1,515 | 1,486 | 3,001 | 521 | 153 | 674 |
| Kebbi | 393 | 196 | 589 | 196 | 98 | 294 |
| Kogi | 371 | 863 | 1,234 | 35 | 52 | 87 |
| Kwara | 271 | 264 | 535 | 251 | 261 | 509 |
| Lagos | NA | NA | NA | NA | NA | NA |
| Nasarawa | 657 | 641 | 1,298 | 413 | 373 | 786 |
| Niger | 377 | 405 | 784 | 163 | 136 | 296 |
| Ogun | 1,411 | 1,322 | 2,733 | 916 | 812 | 1,728 |
| Ondo | 144 | 147 | 291 | 164 | 160 | 324 |
| Osun | 785 | 780 | 1,565 | 322 | 280 | 602 |
| Oyo | 483 | 502 | 985 | 405 | 416 | 821 |
| Plateau | NA | NA | NA | NA | NA | NA |
| Rivers | 633 | 235 | 868 | 632 | 233 | 865 |
| Sokoto | NA | NA | NA | NA | NA | NA |
| Taraba | 80 | 67 | 147 | 15 | 16 | 31 |
| Yobe | 174 | 180 | 354 | 71 | 4 | 73 |
| Zamfara | 14,428 | 6,914 | 13,829 | 6,672 | 13,788 | 6,424 |
| National | 32,896 | 24,872 | 55,064 | 16,227 | 22,263 | 24,445 |

NA = Not Available

4.4.3 Toilets in Private Senior Secondary Schools

Table 4. 22: Number of Toilets in Private Senior Secondary Schools by State: 2018/2019

| State | Toilets for Students | | | Toilets for Teachers | | |
|-----------------|----------------------|---------------|---------------|----------------------|---------------|---------------|
| | Male | Female | Total | Male | Female | Total |
| Abia | NA | NA | NA | NA | NA | NA |
| Adamawa | NA | NA | NA | NA | NA | NA |
| Akwa Ibom | NA | NA | NA | NA | NA | NA |
| Anambra | 395 | 339 | 734 | 220 | 113 | 333 |
| Bauchi | NA | NA | NA | NA | NA | NA |
| Bayelsa | 248 | 250 | 498 | 77 | 78 | 155 |
| Benue | 1,059 | 1,014 | 2,073 | 534 | 438 | 972 |
| Borno | NA | NA | NA | NA | NA | NA |
| Cross River | 1,006 | 417 | 1,423 | 609 | 466 | 1,075 |
| Delta | 493 | 493 | 986 | 493 | 493 | 986 |
| Ebonyi | NA | NA | NA | NA | NA | NA |
| Edo | 1,034 | 1,061 | 2,095 | 519 | 450 | 969 |
| Ekiti | NA | NA | NA | NA | NA | NA |
| Enugu | NA | NA | 1,005 | | | |
| FCT | NA | NA | NA | NA | NA | NA |
| Gombe | NA | NA | NA | NA | NA | NA |
| Imo | 167 | 911 | 1,078 | 443 | 461 | 904 |
| Jigawa | NA | NA | NA | NA | NA | NA |
| Kaduna | 13,220 | 14,004 | 27,224 | 5,198 | 5,129 | 10,327 |
| Kano | NA | NA | NA | NA | NA | NA |
| Katsina | 658 | 697 | 1,355 | 300 | 221 | 521 |
| Kebbi | 85 | 45 | 130 | 46 | 38 | 84 |
| Kogi | NA | NA | NA | NA | NA | NA |
| Kwara | NA | NA | NA | NA | NA | NA |
| Lagos | NA | NA | NA | NA | NA | NA |
| Nasarawa | 1,411 | 1,322 | 2,733 | 916 | 812 | 1,728 |
| Niger | 552 | 613 | 1,271 | 230 | 232 | 484 |
| Ogun | 2,068 | 1,963 | 4,031 | 1,329 | 1,185 | 2,514 |
| Ondo | 545 | 545 | 1,090 | 545 | 545 | 1,090 |
| Osun | 564 | 336 | 900 | 364 | 204 | 568 |
| Oyo | 2,288 | 2,380 | 4,668 | 2,005 | 2,054 | 4,059 |
| Plateau | NA | NA | NA | NA | NA | NA |
| Rivers | 0 | 0 | 3,891 | 0 | 0 | 0 |
| Sokoto | NA | NA | NA | NA | NA | NA |
| Taraba | 112 | 90 | 202 | 25 | 23 | 48 |
| Yobe | 9 | 8 | 17 | 56 | 0 | 56 |
| Zamfara | 953 | 823 | 669 | 679 | 433 | 429 |
| National | 26,867 | 27,311 | 58,073 | 14,588 | 13,375 | 27,302 |

NA = Not Available

4.4.4 Toilets in Public and Private Senior Secondary Schools

Table 4. 23: Number of Toilets by State in Public and Private Senior Secondary Schools by State: 2018/2019

| State | Toilets for Students | | Toilets for Teachers | | | |
|-----------------|----------------------|---------------|----------------------|---------------|---------------|---------------|
| | Male | Female | Male | Female | Male | Female |
| Abia | NA | NA | NA | NA | NA | NA |
| Adamawa | NA | NA | NA | NA | NA | NA |
| Akwa Ibom | NA | NA | NA | NA | NA | NA |
| Anambra | 1,226 | 1,489 | 2,715 | 515 | 525 | 1,040 |
| Bauchi | NA | NA | NA | NA | NA | NA |
| Bayelsa | 436 | 439 | 875 | 163 | 166 | 329 |
| Benue | 1,860 | 1,936 | 3,796 | 861 | 739 | 1,600 |
| Borno | NA | NA | NA | NA | NA | NA |
| Cross River | 2,295 | 814 | 3,107 | 1,395 | 1,092 | 2,486 |
| Delta | 931 | 955 | 1,886 | 857 | 967 | 1,824 |
| Ebonyi | 139 | 272 | 411 | 139 | 272 | 411 |
| Edo | 1,418 | 1,444 | 2,862 | 680 | 613 | 1,293 |
| Ekiti | NA | NA | NA | NA | NA | NA |
| Enugu | NA | NA | 4,215 | NA | NA | NA |
| FCT | NA | NA | 1,599 | NA | NA | NA |
| Gombe | 163 | 122 | 285 | 117 | 81 | 198 |
| Imo | 1,093 | 1,837 | 2,930 | 853 | 1,232 | 2,085 |
| Jigawa | NA | NA | NA | NA | NA | NA |
| Kaduna | 19,235 | 20,051 | 39,286 | 7,964 | 7,422 | 15,386 |
| Kano | NA | NA | NA | NA | NA | NA |
| Katsina | 2,173 | 2,183 | 4,356 | 821 | 374 | 1,195 |
| Kebbi | 478 | 241 | 719 | 242 | 136 | 378 |
| Kogi | 371 | 863 | 1,234 | 35 | 52 | 87 |
| Kwara | 271 | 264 | 535 | 251 | 261 | 509 |
| Lagos | NA | NA | NA | NA | NA | NA |
| Nasarawa | 2,068 | 1,963 | 4,031 | 1,329 | 1,185 | 2,514 |
| Niger | 929 | 1,018 | 2,055 | 393 | 368 | 780 |
| Ogun | 3,479 | 3,285 | 6,764 | 2,245 | 1,997 | 4,242 |
| Ondo | 689 | 692 | 1,381 | 709 | 705 | 1,414 |
| Osun | 1,349 | 1,116 | 2,465 | 686 | 484 | 1,170 |
| Oyo | 2,771 | 2,882 | 5,653 | 2,410 | 2,470 | 4,880 |
| Plateau | NA | NA | NA | NA | NA | NA |
| Rivers | 633 | 235 | 4,759 | 632 | 233 | 865 |
| Sokoto | NA | NA | NA | NA | NA | NA |
| Taraba | 192 | 157 | 349 | 40 | 39 | 79 |
| Yobe | 183 | 188 | 371 | 127 | 4 | 129 |
| Zamfara | 15,381 | 7,737 | 14,498 | 7,351 | 14,221 | 6,853 |
| National | 59,763 | 52,183 | 113,137 | 30,815 | 35,638 | 51,747 |

NA = Not Available

CHAPTER FIVE

TERTIARY EDUCATION

5.0 Introduction

Tertiary Education which is also referred to as Post-Secondary Education is the educational level following the completion of the Senior Secondary Education. This includes Universities, Polytechnics and Colleges of Education in public and private sectors.

5.1 Colleges of Education

The National Commission for Colleges of Education (NCCE) is concerned with the regulations on the operation of educational institutions at State and Federal Levels including private institutions for the production of qualified teachers with the National Certificate of Education (NCE). The out-turn of teachers is especially for the basic level of education (Pre-primary, Primary and Junior Secondary Schools) and in some cases, the Secondary Schools.

Table 5. 1: Enrolment in Colleges of Education by Level and Gender: 20117/2018

| LEVEL/GENDER | Male | Female | Total |
|--------------|-------|--------|--------|
| PRE - NCE | 3498 | 1980 | 5478 |
| NCE I | 79983 | 35258 | 115241 |
| NCE II | 80360 | 34395 | 114755 |
| NCE III | 82915 | 34270 | 117185 |

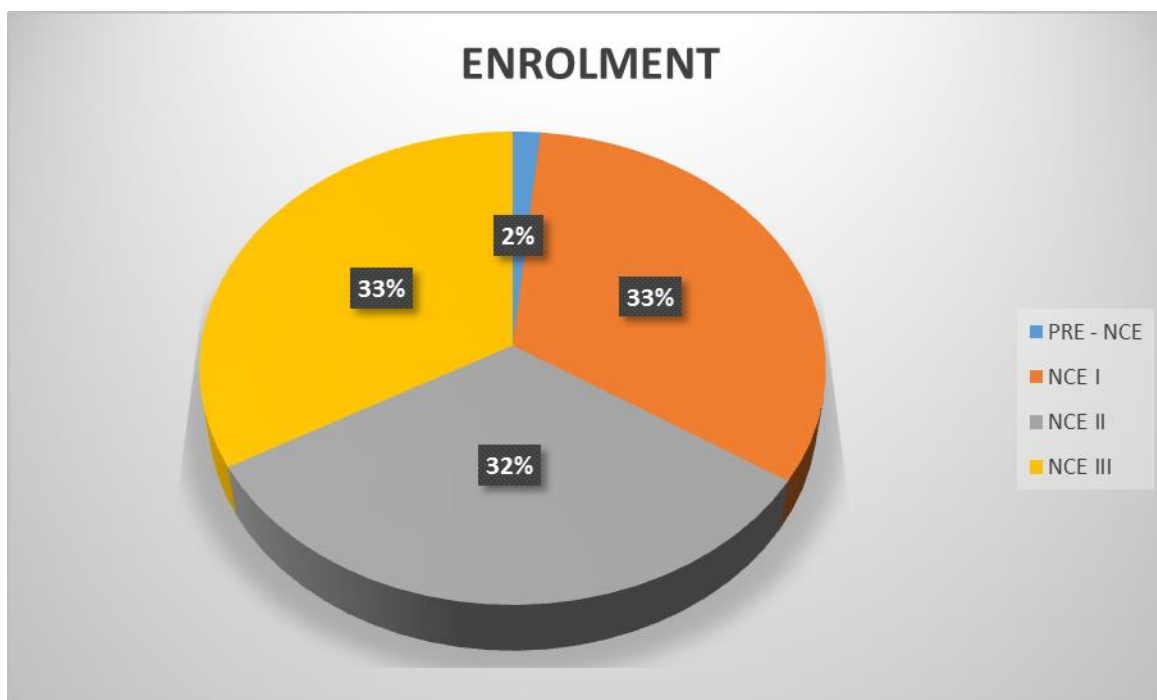


Figure 5. 1: Enrolment in Colleges of Education by Level and Gender 20117/2018

5.1.1 Pre - NCE Programme

Table 5. 2: Pre - NCE Enrolment by Ownership and Gender: 2017/2018

| Ownership/Gender | Federal | State | Private |
|------------------|---------|-------|---------|
| MALE | 1831 | 1217 | 450 |
| FEMALE | 1001 | 674 | 305 |
| TOTAL | 2832 | 1891 | 755 |

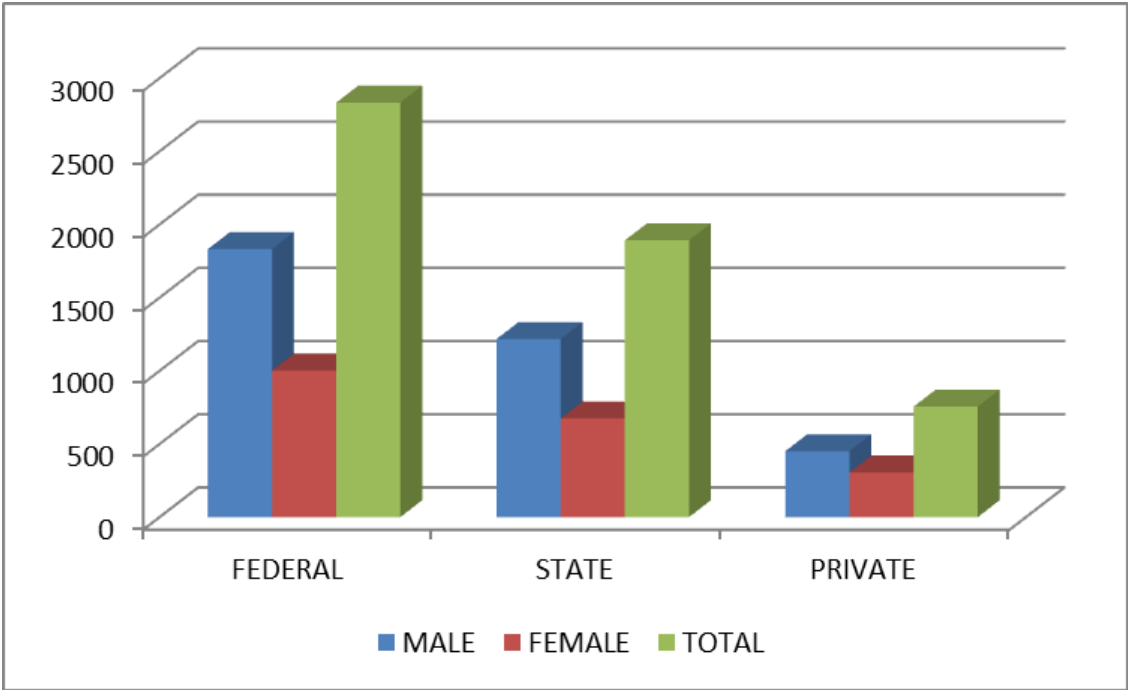


Figure 5. 2: Pre-NCE Enrolment in Colleges of Education by ownership and gender 2017/2018

Table 5. 3: Distribution of Pre - NCE By Institution, Programme and Gender: 2017/2018

| | COLLEGE | ARTS AND SOCIAL | | LANGUAGES | | SCIENCES | | VOCATIONAL | | EDUCATION | | TOTAL | |
|----|-------------------------|-----------------|-----|-----------|----|----------|----|------------|----|-----------|-----|-------|-----|
| | | MF | F | MF | F | MF | F | MF | F | MF | F | MF | F |
| 1 | FCE ABEOKUTA | 20 | 10 | 25 | 8 | 28 | 20 | 26 | 23 | 65 | 47 | 164 | 108 |
| 2 | FCE (T) AKOKA | | | | | | | | | | | 0 | 0 |
| 3 | FCE (T) ASABA | | | | | | | | | | | 0 | 0 |
| 4 | FCE (T) BICHI | | | | | | | | | | | 0 | 0 |
| 5 | FCE EHA-AMUFU | | | | | | | | | | | 0 | 0 |
| 6 | FCE (T) GOMBE | 190 | 91 | | | 164 | 68 | 131 | 43 | 381 | 196 | 866 | 398 |
| 7 | FCE (T) GUSAU | 50 | 43 | 73 | 69 | 101 | 80 | | | | | 224 | 192 |
| 8 | FCE KANO | | | | | | | | | | | 0 | 0 |
| 9 | FCE KATSINA | 616 | 107 | 405 | 98 | 395 | 97 | 140 | 39 | 161 | 37 | 1717 | 378 |
| 10 | FCE KONTAGORA | | | | | | | | | | | 0 | 0 |
| 11 | FCE OBUDU | 1 | 1 | 1 | 1 | 4 | 1 | 1 | 1 | | | 7 | 4 |
| 12 | FCE OKENE | | | | | | | | | | | 0 | 0 |
| 13 | FCE (T) OMOKU | | | | | | | | | | | 0 | 0 |
| 14 | ADEYEMI COE ONDO | | | | | | | | | | | 0 | 0 |
| 15 | FCE (SP) OYO | | | | | | | | | | | 0 | 0 |
| 16 | FCE PANKSHIN | | | | | | | | | | | 0 | 0 |
| 17 | FCE (T) POTISKUM | 16 | 8 | 7 | 5 | 15 | 8 | 9 | 4 | 8 | 7 | 55 | 32 |
| 18 | FCE (T) UMUNZE | | | | | | | | | | | 0 | 0 |
| 19 | FCE YOLA | | | | | | | | | | | 0 | 0 |
| 20 | FCE ZARIA | | | | | | | | | | | 0 | 0 |
| 21 | AICOE OWERRI | | | | | | | | | | | 0 | 0 |
| 22 | COE AFAHA-NSIT | | | | | | | | | | | 0 | 0 |
| 23 | COE AGBOR | | | | | | | | | | | 0 | 0 |
| 24 | COE AKAMKPA | | | | | | | | | | | 0 | 0 |
| 25 | COE AKWANGA | | | | | | | | | | | 0 | 0 |
| 26 | COE ANKPA | | | | | | | | | | | 0 | 0 |
| 27 | COE ARGUNGU | | | | | | | | | | | 0 | 0 |
| 28 | COE(T) AROCHUKWU | | | | | | | | | | | 0 | 0 |
| 29 | COE AZARE | 488 | 76 | 142 | 51 | 440 | 92 | 175 | 21 | 108 | 50 | 1353 | 290 |
| 30 | UIECEST BAMA | | | | | | | | | | | 0 | 0 |
| 31 | COE BILLIRI | | | | | | | | | | | 0 | 0 |
| 32 | IK COE DUTSIN-MA | 571 | 73 | 418 | 50 | 223 | 24 | 222 | 55 | | | 1434 | 202 |
| 33 | COE EKIADOLOR | | | | | | | | | | | 0 | 0 |
| 34 | ESCOE ENUGU | | | | | | | | | | | 0 | 0 |
| 35 | MOCOPED EPE | | | | | | | | | | | 0 | 0 |
| 36 | COE GASHUA | | | | | | | | | | | 0 | 0 |
| 37 | COE GIDAN WAYA | | | | | | | | | | | 0 | 0 |
| 38 | COE GINDIRI | | | | | | | | | | | 0 | 0 |
| 39 | COE GUMEL | | | | | | | | | | | 0 | 0 |
| 40 | COE HONG | 46 | 22 | 5 | | 8 | 4 | 19 | 10 | | | 78 | 36 |
| 41 | IS COE .T. IHITTE UBOMA | | | | | | | | | | | 0 | 0 |
| 42 | TASCE IJEBU - Omu | | | | | | | | | | | 0 | 0 |
| 43 | COE IKERE-EKITI | | | | | 2 | 2 | | | | | 2 | 2 |
| 44 | COE ILA-ORANGUN | | | | | | | | | | | 0 | 0 |
| 45 | COE ILESHA | | | | | | | | | | | 0 | 0 |
| 46 | ESCOE IKWO | | | | | | | | | | | 0 | 0 |
| 47 | COE ILORIN | | | | | | | | | | | 0 | 0 |
| 48 | COE IGUEBEN | | | | | | | | | | | 0 | 0 |
| 49 | ROYAL COE, IKEJA | | | | | | | | | | | 0 | 0 |
| 50 | PEACOCK COE JALONGO | | | | | | | | | | | 0 | 0 |
| 51 | COE (T) KABBA | | | | | | | | | | | 0 | 0 |
| 52 | COE KATSINA-ALA | | | | | | | | | | | 0 | 0 |
| 53 | COE KANGERE | | | | | | | | | | | 0 | 0 |
| 54 | SRCOE KUMBOTSO | | | | | | | | | | | 0 | 0 |
| 55 | COE (T) LAFIAGI | | | | | | | | | | | 0 | 0 |
| 56 | COE LANLATE, OYO STATE | | | | | | | | | | | 0 | 0 |
| 57 | KICOE MAIDUGURI | 214 | 113 | 133 | 71 | 171 | 92 | 104 | 63 | 48 | 26 | 670 | 365 |
| 58 | MOGOLIS MAIDUGURI | | | | | | | | | | | 0 | 0 |
| 59 | COE MARU | | | | | | | | | | | 0 | 0 |
| 60 | COE MINNA | | | | | | | | | | | 0 | 0 |
| 61 | COPE MOSOGAR | | | | | | | | | | | 0 | 0 |
| 62 | NOCOE NSUGBE | | | | | | | | | | | 0 | 0 |
| 63 | COE OJU | | | | | | | | | | | 0 | 0 |
| 64 | COE ORO | | | | | | | | | | | 0 | 0 |
| 65 | AOCOE OTO-IJANIKIN | 15 | 6 | 5 | 3 | 7 | 3 | 5 | 5 | | | 32 | 17 |

| | | | | | | | | | | | | | |
|-----|---------------------------------|-----|-----|-----|----|-----|----|----|----|-----|----|-----|-----|
| 66 | COE, ILEMONA, OFFA | | | | | | | | | | | 0 | 0 |
| 67 | EACOE OYO | | | | | | | | | | | 0 | 0 |
| 68 | BSCOE SAGBAMA | | | | | | | | | | | 0 | 0 |
| 69 | I.A. UNI. OF EDU PORT HARCOURT | | | | | | | | | | | 0 | 0 |
| 70 | SSCOE SOKOTO | | | | | | | | | | | 0 | 0 |
| 71 | COE WAKA-BIU | 297 | 115 | 268 | 92 | 113 | 42 | 43 | 19 | | | 721 | 268 |
| 72 | COE WARRI | 2 | 2 | | | 1 | | | | | | 3 | 2 |
| 73 | COE ZING | | | | | | | | | | | 0 | 0 |
| 74 | FCT COE ZUBA | | | | | | | | | | | 0 | 0 |
| 75 | DIAMON COE, ABA | | | | | | | | | | | 0 | 0 |
| 76 | UCOE AUKPA ADOKA | | | | | | | | | | | 0 | 0 |
| 77 | YCCOE AYETORO | | | | | | | | | | | 0 | 0 |
| 78 | ST. AUG. COE LAGOS | | | | | | | | | | | 0 | 0 |
| 79 | HAVARD WILSON COE ABA | | | | | | | | | | | 0 | 0 |
| 80 | AFRICAN CHURCH COE AGEGE | | | | | | | | | | | 0 | 0 |
| 81 | ONIT COE ABAGANA | | | | | | | | | | | 0 | 0 |
| 82 | IPERE COE, AGYRAGU | | | | | | | | | | | 0 | 0 |
| 83 | APA COE AIDOGODO | | | | | | | | | | | 0 | 0 |
| 84 | AICOE ANKPA | | | | | | | | | | | 0 | 0 |
| 85 | HILL COE AKWANGA | | | | | | | | | | | 0 | 0 |
| 86 | AGZ CO, BAJOGA | | | | | | | | | | | 0 | 0 |
| 87 | BAYO TIJANI COE EGAN LAGOS | | | | | | | | | | | 0 | 0 |
| 88 | ALL STATES COE ERO | | | | | | | | | | | 0 | 0 |
| 89 | ATCI ENUGU | 111 | 61 | 103 | 38 | 28 | 7 | 18 | 2 | 115 | 48 | 375 | 156 |
| 90 | IOECU COE ENUGU | | | | | | | | | | | 0 | 0 |
| 91 | OSISA TECH ENUGU | | | | | | | | | | | 0 | 0 |
| 92 | ANGEL CROWN COE G/ DAYA | | | | | | | | | | | 0 | 0 |
| 93 | CRESTFIELD COE, ERIN OSUN | | | | | | | | | | | 0 | 0 |
| 94 | DELAR COE IBADAN | | | | | | | | | | | 0 | 0 |
| 95 | MUFUTAU LANIHUN COE IBADAN | | | | | | | | | | | 0 | 0 |
| 96 | CORONA COE, LEKKI | | | | | | | | | | | 0 | 0 |
| 97 | BETHEL COE, IJARE, ONDO | | | | | | | | | | | 0 | 0 |
| 98 | STEADY FLOW COE, IKOM | | | | | | | | | | | 0 | 0 |
| 99 | MUHYIDEEN COE ILORIN | | | | | | | | | | | 0 | 0 |
| 100 | EEICOE, OTURKPO | | | | | | | | | | | 0 | 0 |
| 101 | SANAI COE & ENT. STUDIES, GBOKO | | | | | | | | | | | 0 | 0 |
| 102 | COE DARAZO | | | | | | | | | | | 0 | 0 |
| 103 | BILYAMINU OTHMAN COE, DASS | | | | | | | | | | | 0 | 0 |
| 104 | ILORI COE EDE | | | | | | | | | | | 0 | 0 |
| 105 | OSWALD WALLER COE, LIFIDI | | | | | | | | | | | 0 | 0 |
| 106 | MCF COE AGBARHA-OTOR, DELTA | | | | | | | | | | | 0 | 0 |
| 107 | PEACELAND COE, ENUGU | | | | | | | | | | | 0 | 0 |
| 108 | CORNER STONE COE, LAGOS | | | | | | | | | | | 0 | 0 |
| 109 | KINGSLEY COE ILORIN | | | | | | | | | | | 0 | 0 |
| 110 | NANA AISHAT COE ILORIN | | | | | | | | | | | 0 | 0 |
| 111 | ANSAR-UD-DEEN COE ISOLO | | | | | | | | | | | 0 | 0 |
| 112 | ROYAL CITY COE IYESI | | | | | | | | | | | 0 | 0 |
| 113 | TOP MOST COE IKPAJA AGBADO | | | | | | | | | | | 0 | 0 |
| 114 | COE LESSEL, GBOKO | | | | | | | | | | | 0 | 0 |
| 115 | CITY COE MARARABA GURKU | | | | | | | | | | | 0 | 0 |
| 116 | COE MORO | | | | | | | | | | | 0 | 0 |
| 117 | CALVIN F. COE NAKA | | | | | | | | | | | 0 | 0 |
| 118 | COE NSUKKA | | | | | | | | | | | 0 | 0 |
| 119 | ASSANUSIYA COE, ODEOMU | | | | | | | | | | | 0 | 0 |
| 120 | BEST LEGACY COE, OGBOMOSO | | | | | | | | | | | 0 | 0 |
| 121 | OYAMA MCOE OFAT | | | | | | | | | | | 0 | 0 |
| 122 | KWARARAFI COE, OTUKPO | | | | | | | | | | | 0 | 0 |
| 123 | ASICAS, ZARIA | | | | | | | | | | | 0 | 0 |
| 124 | GLOBAL COE BURUKU | | | | | | | | | | | 0 | 0 |
| 125 | UPLAND COE BADAGRY | | | | | | | | | | | 0 | 0 |
| 126 | ECWA COE IGBAJA | | | | | | | | | | | 0 | 0 |
| 127 | PAN AFRICAN COE IKOM | | | | | | | | | | | 0 | 0 |
| 128 | ECWA COE JOS | | | | | | | | | | | 0 | 0 |
| 129 | AWORI DISTRICT COE SANGO OTTA | | | | | | | | | | | 0 | 0 |
| 130 | MURITADHA COE, OLODO | | | | | | | | | | | 0 | 0 |
| 131 | HAMZAINAB COE, OSHOGBO | | | | | | | | | | | 0 | 0 |
| 132 | NASE ILORIN | | | | | | | | | | | 0 | 0 |
| 133 | YBU COE DAURA | | | | | | | | | | | 0 | 0 |

| | | | | | | | | | | | | | |
|-----|--------------------------------|------|-----|------|-----|-----|-----|-----|-----|-----|-----|------|------|
| 134 | BIA&IS BAUCHI | | | | | | | | | | | 0 | 0 |
| 135 | JCA&IE GOMBE | 76 | 43 | 107 | 53 | | | | | 209 | 108 | 392 | 204 |
| 136 | KANO STATE COLLEGE OF | | | | | | | | | | | 0 | 0 |
| 137 | AMINU KANO CI & LEGAL ST. KANO | | | | | | | | | | | 0 | 0 |
| 138 | ANNUR IIE KANO | | | | | | | | | | | 0 | 0 |
| 139 | AD RUFAI CI & LEGAL ST. MISAU | | | | | | | | | | | 0 | 0 |
| 140 | ISLAMIC COE, POTISKUM | | | | | | | | | | | 0 | 0 |
| 141 | IMAM SAIDU COE FUNTUA | | | | | | | | | | | 0 | 0 |
| 142 | AMEER SHEHU IDRIS ADVANCE | | | | | | | | | | | 0 | 0 |
| 143 | SUNNAH COE,BAUCHI | | | | | | | | | | | 0 | 0 |
| 144 | JIGAWA STATE COL & IS RINGIM | | | | | | | | | | | 0 | 0 |
| 145 | ATA POLYTECHNIC, BAUCHI | | | | | | | | | | | 0 | 0 |
| 146 | PLATEAU STATE POLY B/LADI | | | | | | | | | | | 0 | 0 |
| 147 | WUF POLY. B/KEBBI | | | | | | | | | | | 0 | 0 |
| 148 | THE POLYTECHNIC, IREE | | | | | | | | | | | 0 | 0 |
| 149 | KADUNA POLYTECHNIC | | | | | | | | | | | 0 | 0 |
| 150 | KANO STATE POLYTECHNIC, KANO | | | | | | 50 | 10 | | | | 50 | 10 |
| 151 | HUK POLY KATSINA | | | | | | | | | | | 0 | 0 |
| 152 | RAMAT POLYTECHNIC | | | | | | 62 | 22 | | | | 62 | 22 |
| 153 | NUHU BAMALI POLY, ZARIA | | | | | | | | | | | 0 | 0 |
| 154 | KACEPS, KANO | | | | | | | | | | | 0 | 0 |
| 155 | GBOKO COE | 8 | 3 | | | | | | | | | 8 | 3 |
| 156 | PIAGET COE ABEOKUTA | | | | | | | | | | | 0 | 0 |
| 157 | ELIZABETH MEMORIAL COE NSUKA | | | | | | | | | | | 0 | 0 |
| 158 | ECWA Igbaja | | | | | | | | | | | 0 | 0 |
| 159 | COE, NSUKKA | | | | | | | | | | | 0 | 0 |
| | TOTAL | 1828 | 514 | 1181 | 358 | 993 | 266 | 698 | 207 | 480 | 232 | 5180 | 1577 |

Source: NCCE 2018

Table 5. 4: Pre - NCE Enrolment in Federal Colleges of Education by State, Institution and Gender: 2017/2018

| S/NO | STATE | FCE ABEOKUTA | | FCE (T) AKOKA | | FCE (T) ASABA | | FCE(T) BICHI | | FCE EHA-AMUFU | | FCE(T) GOMBE | | FCE(T) GUSAU | | FCE KANO | | FCE KATSINA | | FCE KONTAGORA | | TOTAL | | |
|------|--------------|--------------|------|---------------|---|---------------|---|--------------|---|---------------|---|--------------|-----|--------------|-----|----------|---|-------------|------|---------------|---|-------|------|-----|
| | | MF | F | MF | F | MF | F | MF | F | MF | F | MF | F | MF | F | MF | F | MF | F | MF | F | MF | F | |
| | | 1 | ABIA | | | | | | | | | | | | | | | | | | 2 | 1 | | |
| 2 | ADAMAWA | | | | | | | | | | | 101 | 44 | 2 | 1 | | | | | | | | 105 | 45 |
| 3 | AKWA IBOM | | | | | | | | | | | | | | | | | | 1 | | | | 1 | 0 |
| 4 | ANAMBRA | | | | | | | | | | | 1 | 1 | | | | | | 1 | | | | 2 | 1 |
| 5 | BAUCHI | | | | | | | | | | | 64 | 26 | 3 | 1 | | | | 1 | | | | 68 | 27 |
| 6 | BAYELSA | | | | | | | | | | | | | | | | | | | | | | 0 | 0 |
| 7 | BENUE | | | | | | | | | | | 1 | | | | | | | 1 | | | | 2 | 0 |
| 8 | BORNO | | | | | | | | | | | 43 | 18 | | | | | | | | | | 43 | 18 |
| 9 | CROSS RIVERS | | | | | | | | | | | | | | | | | | 1 | | | | 1 | 0 |
| 10 | DELTA | | | | | | | | | | | 1 | 1 | | | | | | | | | | 1 | 1 |
| 11 | EBONYI | | | | | | | | | | | | | 1 | | | | | | | | | 1 | 0 |
| 12 | EDO | | | | | | | | | | | | | 1 | 1 | | | | 2 | | | | 3 | 1 |
| 13 | EKITI | | | | | | | | | | | | | 2 | 2 | | | | 2 | | | | 4 | 2 |
| 14 | ENUGU | | | | | | | | | | | 2 | 2 | 1 | 1 | | | | 3 | | | | 6 | 3 |
| 15 | GOMBE | | | | | | | | | | | 625 | 298 | | | | | | | | | | 625 | 298 |
| 16 | IMO | | | | | | | | | | | 2 | 2 | 2 | 2 | | | | 1 | 1 | | | 5 | 5 |
| 17 | JIGAWA | | | | | | | | | | | 2 | | 6 | 5 | | | | 1 | | | | 9 | 5 |
| 18 | KADUNA | | | | | | | | | | | 2 | | 11 | 7 | | | | 15 | 3 | | | 28 | 10 |
| 19 | KANO | | | | | | | | | | | | | 1 | 1 | | | | 4 | 1 | | | 5 | 2 |
| 20 | KATSINA | | | | | | | | | | | 1 | | 9 | 5 | | | | 1654 | 359 | | | 1664 | 364 |
| 21 | KEBBI | | | | | | | | | | | | | 6 | 4 | | | | 1 | | | | 7 | 4 |
| 22 | KOGI | | | | | | | | | | | | | 3 | 2 | | | | 1 | 1 | | | 4 | 3 |
| 23 | KWARA | | | | | | | | | | | | | 2 | 2 | | | | 1 | | | | 3 | 2 |
| 24 | LAGOS | | | | | | | | | | | | | 3 | 3 | | | | 2 | 1 | | | 5 | 4 |
| 25 | NASSARAWA | | | | | | | | | | | | | 1 | 1 | | | | 2 | 1 | | | 3 | 2 |
| 26 | NIGER | | | | | | | | | | | | | 2 | 2 | | | | 1 | | | | 3 | 2 |
| 27 | OGUN | | | | | | | | | | | | | 2 | 2 | | | | 1 | 1 | | | 3 | 3 |
| 28 | ONDO | | | | | | | | | | | 1 | 1 | 5 | 5 | | | | 2 | 1 | | | 8 | 7 |
| 29 | OSUN | | | | | | | | | | | | | 2 | 2 | | | | | | | | 2 | 2 |
| 30 | OYO | | | | | | | | | | | | | 3 | 3 | | | | | | | | 3 | 3 |
| 31 | PLATEAU | | | | | | | | | | | 4 | 1 | 3 | 2 | | | | 2 | 1 | | | 9 | 4 |
| 32 | RIVERS | | | | | | | | | | | | | | | | | | 1 | | | | 1 | 0 |
| 33 | SOKOTO | | | | | | | | | | | | | 4 | 4 | | | | 2 | 1 | | | 6 | 5 |
| 34 | TARABA | | | | | | | | | | | 11 | 4 | 2 | | | | | | | | | 13 | 4 |
| 35 | YOBE | | | | | | | | | | | 5 | | | | | | | 1 | | | | 6 | 0 |
| 36 | ZAMFARA | | | | | | | | | | | | | 136 | 123 | | | | 4 | 1 | | | 140 | 124 |
| 37 | FCT-ABUJA | | | | | | | | | | | | | 2 | 2 | | | | 1 | | | | 3 | 2 |
| 38 | NON-NIGERIAN | | | | | | | | | | | | | | | | | | | | | | 0 | 0 |
| | TOTAL | 0 | 0 | 0 | 0 | 0 | 0 | 0 | 0 | 0 | 0 | 866 | 398 | 215 | 183 | 0 | 0 | 1713 | 373 | 0 | 0 | 2794 | 954 | |

Source: NCCE 2018

Table 5. 5: Pre - NCE Enrolment in Federal Colleges of Education by State, Institution and Gender: 2017/2018

| STATE | FCE OBUDU | | FCE OKENE | | FCE (T) OMOKU | | ADEYEMI COE ONDO | | FCE(S) OYO | | FCE PANKSHIN | | FCE(T) POTISKUM | | FCE(T) UMUNZE | | FCE YOLA | | FCE ZARIA | | AICOE OWERRI | TOTAL | | |
|--------------|-----------|----------|-----------|----------|---------------|----------|------------------|----------|------------|----------|--------------|-----------|-----------------|----------|---------------|----------|----------|----------|-----------|----------|--------------|-----------|-----------|----|
| | MF | F | MF | F | MF | F | MF | F | MF | F | MF | F | MF | F | MF | F | MF | F | MF | F | MF | F | MF | F |
| ABIA | | | | | | | | | | | 2 | 1 | | | | | | | | | | | 2 | 1 |
| ADAMAWA | | | | | | | | | | | | | | | | | | | | | | | 0 | 0 |
| AKWA-IBOM | | | | | | | | | | | | | | | | | | | | | | | 0 | 0 |
| ANAMBRA | | | | | | | | | | | 13 | 7 | | | | | | | | | | | 13 | 7 |
| BAUCHI | | | | | | | | | | | | | | | | | | | | | | | 0 | 0 |
| BAYELSA | | | | | | | | | | | | | | | | | | | | | | | 0 | 0 |
| BENUE | | | | | | | | | | | 1 | 1 | | | | | | | | | | | 1 | 1 |
| BORNO | | | | | | | | | | | | | | | | | | | | | | | 0 | 0 |
| CROSS RIVERS | | | | | | | | | | | | | | | | | | | | | | | 0 | 0 |
| DELTA | | | | | | | | | | | | | | | | | | | | | | | 0 | 0 |
| EBONYI | | | | | | | | | | | | | | | | | | | | | | | 0 | 0 |
| EDO | | | | | | | | | | | | | | | | | | | | | | | 0 | 0 |
| EKITI | | | | | | | | | | | | | | | | | | | | | | | 0 | 0 |
| ENUGU | | | | | | | | | | | | | | | | | | | | | | | 0 | 0 |
| GOMBE | | | | | | | | | | | | | | | | | | | | | | | 0 | 0 |
| IMO | | | | | | | | | | | | | | | | | | | | | | | 0 | 0 |
| JIGAWA | | | | | | | | | | | 2 | 2 | | | | | | | | | | | 2 | 2 |
| KADUNA | | | | | | | | | | | | | | | | | | | | | | | 0 | 0 |
| KANO | | | | | | | | | | | | | | | | | | | | | | | 0 | 0 |
| KATSINA | | | | | | | | | | | | | | | | | | | | | | | 0 | 0 |
| KEBBI | | | | | | | | | | | | | | | | | | | | | | | 0 | 0 |
| KOGI | | | | | | | | | | | | | | | | | | | | | | | 0 | 0 |
| KWARA | | | | | | | | | | | | | | | | | | | | | | | 0 | 0 |
| LAGOS | | | | | | | | | | | | | | | | | | | | | | | 0 | 0 |
| NASSARAWA | | | | | | | | | | | | | | | | | | | | | | | 0 | 0 |
| NIGER | | | | | | | | | | | | | | | | | | | | | | | 0 | 0 |
| OGUN | | | | | | | | | | | | | | | | | | | | | | | 0 | 0 |
| ONDO | | | | | | | | | | | | | | | | | | | | | | | 0 | 0 |
| OSUN | | | | | | | | | | | | | | | | | | | | | | | 0 | 0 |
| OYO | | | | | | | | | | | | 36 | 20 | | | | | | | | | | 20 | 36 |
| PLATEAU | | | | | | | | | | | | | | | | | | | | | | | 0 | 0 |
| RIVERS | | | | | | | | | | | | | | | | | | | | | | | 0 | 0 |
| SOKOTO | | | | | | | | | | | | | | | | | | | | | | | 0 | 0 |
| TARABA | | | | | | | | | | | | | | | | | | | | | | | 0 | 0 |
| YOBE | | | | | | | | | | | | | | | | | | | | | | | 0 | 0 |
| ZAMFARA | | | | | | | | | | | | | | | | | | | | | | | 0 | 0 |
| FCT-ABUJA | | | | | | | | | | | | | | | | | | | | | | | 0 | 0 |
| NON-NIGERIAN | | | | | | | | | | | | | | | | | | | | | | | 0 | 0 |
| TOTAL | 0 | 0 | 0 | 0 | 0 | 0 | 0 | 0 | 0 | 0 | 18 | 47 | 20 | 0 | 0 | 0 | 0 | 0 | 0 | 0 | 0 | 38 | 47 | |

Source: NCCE 2018

Table 5. 6: Pre- NCE Enrolment in Colleges of Education by State, Ownership and Gender: 2011/2018

| STATE | FEDERAL COE | | STATE COE | | PRIVATE COE | | TOTAL | |
|--------------|-------------|------|-----------|-----|-------------|-----|-------|------|
| | MF | F | MF | F | MF | F | MF | F |
| ABIA | 4 | 2 | 0 | 0 | 0 | 0 | 4 | 2 |
| ADAMAWA | 105 | 45 | 272 | 121 | 26 | 11 | 403 | 177 |
| AKWA IBOM | 1 | 0 | 0 | 0 | 0 | 0 | 1 | 0 |
| ANAMBRA | 15 | 8 | 1 | 1 | 0 | 0 | 16 | 9 |
| BAUCHI | 68 | 27 | 56 | 6 | 145 | 69 | 269 | 102 |
| BAYELSA | 0 | 0 | 2 | 2 | 0 | 0 | 2 | 2 |
| BENUE | 3 | 1 | 1 | 0 | 9 | 3 | 13 | 4 |
| BORNO | 43 | 18 | 413 | 187 | 145 | 66 | 601 | 271 |
| CROSS RIVERS | 1 | 0 | 1 | 1 | 0 | 0 | 2 | 1 |
| DELTA | 1 | 1 | 24 | 11 | 0 | 0 | 25 | 12 |
| EBONYI | 1 | 0 | 1 | 1 | 0 | 0 | 2 | 1 |
| EDO | 3 | 1 | 1 | 1 | 0 | 0 | 4 | 2 |
| EKITI | 4 | 2 | 2 | 2 | 0 | 0 | 6 | 4 |
| ENUGU | 6 | 3 | 0 | 0 | 0 | 0 | 6 | 3 |
| GOMBE | 625 | 298 | 87 | 34 | 311 | 124 | 1023 | 456 |
| IMO | 5 | 5 | 1 | 1 | 0 | 0 | 6 | 6 |
| JIGAWA | 11 | 7 | 432 | 104 | 4 | 1 | 447 | 112 |
| KADUNA | 28 | 10 | 7 | 2 | 7 | 5 | 42 | 17 |
| KANO | 5 | 2 | 6 | 0 | 50 | 10 | 61 | 12 |
| KATSINA | 1664 | 364 | 1 | 1 | 0 | 0 | 1665 | 365 |
| KEBBI | 7 | 4 | 0 | 0 | 0 | 0 | 7 | 4 |
| KOGI | 4 | 3 | 4 | 2 | 0 | 0 | 8 | 5 |
| KWARA | 3 | 2 | 2 | 1 | 0 | 0 | 5 | 3 |
| LAGOS | 5 | 4 | 9 | 4 | 0 | 0 | 14 | 8 |
| NASSARAWA | 3 | 2 | 0 | 0 | 10 | 2 | 13 | 4 |
| NIGER | 3 | 2 | 0 | 0 | 0 | 0 | 3 | 2 |
| OGUN | 3 | 3 | 4 | 3 | 0 | 0 | 7 | 6 |
| ONDO | 8 | 7 | 5 | 2 | 0 | 0 | 13 | 9 |
| OSUN | 2 | 2 | 5 | 4 | 0 | 0 | 7 | 6 |
| OYO | 23 | 39 | 2 | 0 | 0 | 0 | 25 | 39 |
| PLATEAU | 9 | 4 | 0 | 0 | 14 | 3 | 23 | 7 |
| RIVERS | 1 | 0 | 0 | 0 | 0 | 0 | 1 | 0 |
| SOKOTO | 6 | 5 | 0 | 0 | 0 | 0 | 6 | 5 |
| TARABA | 13 | 4 | 543 | 181 | 7 | 2 | 563 | 187 |
| YOBE | 6 | 0 | 9 | 2 | 27 | 9 | 42 | 11 |
| ZAMFARA | 140 | 124 | 0 | 0 | 0 | 0 | 140 | 124 |
| FCT-ABUJA | 3 | 2 | 0 | 0 | 0 | 0 | 3 | 2 |
| NON-NIGERIAN | 0 | 0 | 0 | 0 | 0 | 0 | 0 | 0 |
| TOTAL | 2832 | 1001 | 1891 | 674 | 755 | 305 | 5478 | 1980 |

Source: NCCE 2018

Table 5. 7: Summary Of Pre - NCE Enrolment by State and Gender: 2017/2018

| STATE | STUDENT ENROLMENT | | FEMALE PARTICIPATION RATE (%) |
|--------------|-------------------|-------------|-------------------------------|
| | MF | F | |
| ABIA | 4 | 2 | 50.00 |
| ADAMAWA | 403 | 177 | 43.92 |
| AKWA IBOM | 1 | 0 | 0.00 |
| ANAMBRA | 16 | 9 | 56.25 |
| BAUCHI | 269 | 102 | 37.92 |
| BAYELSA | 2 | 2 | 100.00 |
| BENUE | 13 | 4 | 30.77 |
| BORNO | 601 | 271 | 45.09 |
| CROSS RIVERS | 2 | 1 | 50.00 |
| DELTA | 25 | 12 | 48.00 |
| EBONYI | 2 | 1 | 50.00 |
| EDO | 4 | 2 | 50.00 |
| EKITI | 6 | 4 | 66.67 |
| ENUGU | 6 | 3 | 50.00 |
| GOMBE | 1023 | 456 | 44.57 |
| IMO | 6 | 6 | 100.00 |
| JIGAWA | 447 | 112 | 25.06 |
| KADUNA | 42 | 17 | 40.48 |
| KANO | 61 | 12 | 19.67 |
| KATSINA | 1665 | 365 | 21.92 |
| KEBBI | 7 | 4 | 57.14 |
| KOGI | 8 | 5 | 62.50 |
| KWARA | 5 | 3 | 60.00 |
| LAGOS | 14 | 8 | 57.14 |
| NASSARAWA | 13 | 4 | 30.77 |
| NIGER | 3 | 2 | 66.67 |
| OGUN | 7 | 6 | 85.71 |
| ONDO | 13 | 9 | 69.23 |
| OSUN | 7 | 6 | 85.71 |
| OYO | 25 | 39 | 156.00 |
| PLATEAU | 23 | 7 | 30.43 |
| RIVERS | 1 | 0 | 0.00 |
| SOKOTO | 6 | 5 | 83.33 |
| TARABA | 563 | 187 | 33.21 |
| YOBE | 42 | 11 | 26.19 |
| ZAMFARA | 140 | 124 | 88.57 |
| FCT-ABUJA | 3 | 2 | 66.67 |
| NON-NIGERIAN | 0 | 0 | 0.00 |
| TOTAL | 5478 | 1980 | 36.14 |

5.2 NCE ENROLMENT

Table 5. 8: NCE Enrolment in Colleges of Education by Ownership and Gender: 20117/2018

| OWNERSHIP/GENDER | FEDERAL | STATE | PRIVATE | TOTAL |
|------------------|---------|--------|---------|--------|
| MALE | 41181 | 79408 | 18401 | 138990 |
| FEMALE | 33117 | 57581 | 14905 | 105603 |
| TOTAL | 74298 | 136989 | 33306 | 244593 |

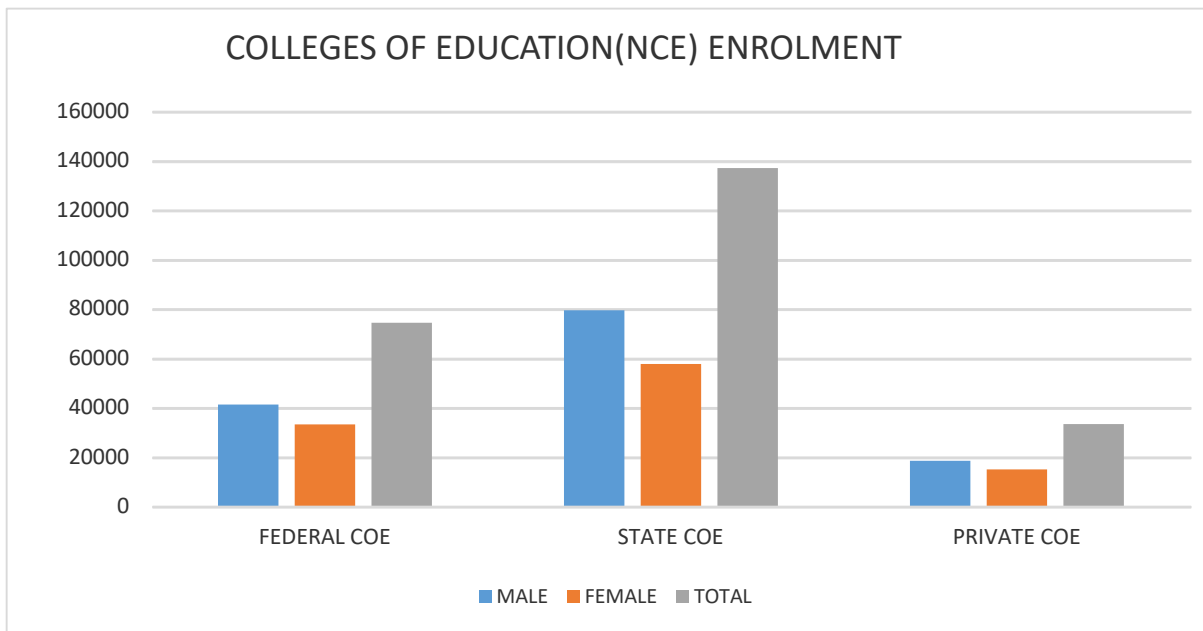


Figure 5. 3: NCE Enrolment in Colleges of Education by owership and gender: 20117/2018

Table 5. 9: Students Enrolment by Institution, Level and: 2017/2018

| S/NO | COLLEGE | NCE I | | NCE II | | NCE III | | TOTAL | |
|------|-------------------------|-------|------|--------|------|---------|------|-------|------|
| | | MF | F | MF | F | MF | F | MF | F |
| 1 | FCE ABEOKUTA | | | | | | | 0 | 0 |
| 2 | FCE (T) AKOKA | | | | | | | 0 | 0 |
| 3 | FCE (T) ASABA | 384 | 308 | 563 | 454 | 1087 | 915 | 2034 | 1677 |
| 4 | FCE (T) BICHI | | | | | | | 0 | 0 |
| 5 | FCE EHA-AMUFU | | | | | | | 0 | 0 |
| 6 | FCE (T) GOMBE | 2918 | 1158 | 2220 | 821 | 3554 | 1339 | 8692 | 3318 |
| 7 | FCE (T) GUSAU | 860 | 860 | 1012 | 1012 | 740 | 740 | 2612 | 2612 |
| 8 | FCE KANO | | | | | | | 0 | 0 |
| 9 | FCE KATSINA | 7637 | 1988 | 5605 | 1318 | 4820 | 988 | 18062 | 4294 |
| 10 | FCE KONTAGORA | 2008 | 848 | 1995 | 762 | 1299 | 525 | 5302 | 2135 |
| 11 | FCE OBUDU | 1368 | 661 | 957 | 504 | 1020 | 517 | 3345 | 1682 |
| 12 | FCE OKENE | | | | | | | 0 | 0 |
| 13 | FCE (T) OMOKU | | | | | | | 0 | 0 |
| 14 | ADEYEMI COE ONDO | 3056 | 1678 | 4678 | 2032 | 2430 | 1436 | 10164 | 5146 |
| 15 | FCE (SP) OYO | 2062 | 1378 | 1779 | 1164 | 1894 | 1210 | 5735 | 3752 |
| 16 | FCE PANKSHIN | | | | | | | 0 | 0 |
| 17 | FCE (T) POTISKUM | | | | | | | 0 | 0 |
| 18 | FCE (T) UMUNZE | 940 | 777 | 760 | 625 | 984 | 822 | 2684 | 2224 |
| 19 | FCE YOLA | | | | | | | 0 | 0 |
| 20 | FCE ZARIA | 5243 | 1973 | 5500 | 2437 | 4925 | 1867 | 15668 | 6277 |
| 21 | AICOE OWERRI | | | | | | | 0 | 0 |
| 22 | COE AFAHA-NSIT | | | | | | | 0 | 0 |
| 23 | COE AGBOR | | | | | | | 0 | 0 |
| 24 | COE AKAMKPA | 1044 | 620 | 870 | 437 | 1647 | 841 | 3561 | 1898 |
| 25 | COE AKWANGA | | | | | | | 0 | 0 |
| 26 | COE ANKPA | | | | | | | 0 | 0 |
| 27 | COE ARGUNGU | 1885 | 414 | 1866 | 282 | 1529 | 172 | 5280 | 868 |
| 28 | COE(T) AROCHUKWU | 1034 | 677 | 1173 | 567 | 1347 | 651 | 3554 | 1895 |
| 29 | COE AZARE | 4411 | 1116 | 4691 | 1331 | 4051 | 968 | 13153 | 3415 |
| 30 | UIECST BAMA | | | | | | | 0 | 0 |
| 31 | COE BILLIRI | | | | | | | 0 | 0 |
| 32 | IK COE DUTSIN-MA | 2571 | 520 | 2413 | 517 | 2410 | 715 | 7394 | 1752 |
| 33 | COE EKIADOLOR | | | | | 1425 | 948 | 1425 | 948 |
| 34 | ESCOE ENUGU | 535 | 470 | 673 | 595 | 1326 | 153 | 2534 | 1218 |
| 35 | MOCOPED EPE | | | | | | | 0 | 0 |
| 36 | COE GASHUA | | | | | 7344 | 1816 | 7344 | 1816 |
| 37 | COE GIDAN WAYA | 2953 | 1602 | 4235 | 2258 | 5535 | 2584 | 12723 | 6444 |
| 38 | COE GINDIRI | | | | | | | 0 | 0 |
| 39 | COE GUMEL | 847 | 216 | 1430 | 488 | 1195 | 307 | 3472 | 1011 |
| 40 | COE HONG | 2571 | 1244 | 1894 | 898 | 2202 | 987 | 6667 | 3129 |
| 41 | IS COE .T. IHITTE UBOMA | | | | | | 3 | 0 | 3 |
| 42 | TASCE IJEBU - OJU | 802 | 516 | 1069 | 723 | 1015 | 678 | 2886 | 1917 |
| 43 | COE IKERE-EKITI | 928 | 675 | 952 | 575 | 875 | 546 | 2755 | 1796 |
| 44 | COE ILA-ORANGUN | 454 | 316 | | | | | 454 | 316 |
| 45 | COE ILESHA | 1166 | 776 | 1188 | 811 | | | 2354 | 1587 |
| 46 | ESCOE IKWO | 208 | 124 | 169 | 115 | 139 | 98 | 516 | 337 |
| 47 | COE ILORIN | | | | | | | 0 | 0 |
| 48 | COE IGUEBEN | | | | | | | 0 | 0 |
| 49 | ROYAL COE, IKEJA | 20 | 12 | 17 | 12 | 13 | 10 | 50 | 34 |
| 50 | PEACOCK COE JALONGO | 211 | 124 | 332 | 140 | | | 543 | 264 |
| 51 | COE (T) KABBA | 221 | 102 | 354 | 162 | 54 | 23 | 629 | 287 |
| 52 | COE KATSINA-ALA | 1648 | 851 | | | | | 1648 | 851 |
| 53 | COE KANGERE | | | | | | | 0 | 0 |
| 54 | SRCOE KUMBOTSO | 7005 | 1805 | 6474 | 1667 | 4492 | 1158 | 17971 | 4630 |
| 55 | COE (T) LAFIAGI | | | 2685 | 909 | | | 2685 | 909 |
| 56 | COE LANLATE, OYO STATE | | | | | | | 0 | 0 |
| 57 | KICOE MAIDUGURI | | | | | 2142 | 1220 | 2142 | 1220 |

| | | | | | | | | | |
|-----|-----------------------------------|------|------|------|------|------|------|-------|------|
| 58 | MOGOLIS MAIDUGURI | 430 | 190 | 436 | 191 | 412 | 194 | 1278 | 575 |
| 59 | COE MARU | | | | | | | 0 | 0 |
| 60 | COE MINNA | 3812 | 1558 | 4292 | 1702 | 3677 | 1458 | 11781 | 4718 |
| 61 | COPE MOSOGAR | 36 | 25 | 67 | 54 | 169 | 123 | 272 | 202 |
| 62 | NOCOE NSUGBE | 1271 | 1113 | 492 | 418 | 631 | 522 | 2394 | 2053 |
| 63 | COE OJU | 1069 | 504 | 802 | 344 | 1176 | 546 | 3047 | 1394 |
| 64 | COE ORO | 523 | 306 | 845 | 537 | 796 | 535 | 2164 | 1378 |
| 65 | AOCOE OTO-IJANIKIN | 2486 | 1644 | 1807 | 1203 | 1322 | 902 | 5615 | 3749 |
| 66 | COE, ILEMONA, OFFA | 385 | 213 | 432 | 293 | 136 | 76 | 953 | 582 |
| 67 | EACOE OYO | | | | | | | 0 | 0 |
| 68 | BSCOE SAGBAMA | 420 | 241 | 296 | 170 | 303 | 202 | 1019 | 613 |
| 69 | I.A. UNI. OF EDU PORT HARCOURT | | | | | | | 0 | 0 |
| 70 | SSCOE SOKOTO | | | | | | | 0 | 0 |
| 71 | COE WAKA-BIU | 2150 | 774 | 2001 | 703 | 2077 | 843 | 6228 | 2320 |
| 72 | COE WARRI | 495 | 344 | 577 | 401 | 1276 | 740 | 2348 | 1485 |
| 73 | COE ZING | | | | | | | 0 | 0 |
| 74 | FCT COE ZUBA | | | | | | | 0 | 0 |
| 75 | DIAMON COE, ABA | 1 | 1 | 1 | 1 | 1 | 1 | 3 | 3 |
| 76 | UCOE AUKPA ADOKA | 282 | 84 | 300 | 119 | 281 | 83 | 863 | 286 |
| 77 | YCCOE AYETORO | 234 | 143 | 96 | 55 | 93 | 54 | 423 | 252 |
| 78 | ST. AUG. COE LAGOS | 10 | 6 | 26 | 18 | 19 | 12 | 55 | 36 |
| 79 | HAVARD WILSON COE ABA | 12 | 11 | 11 | 8 | 12 | 11 | 35 | 30 |
| 80 | AFRICAN CHURCH COE AGEGE | | | | | | | 0 | 0 |
| 81 | ONIT COE ABAGANA | | | | | | | 0 | 0 |
| 82 | IPEERE COE, AGYRAGU | 150 | 65 | 171 | 80 | 135 | 72 | 456 | 217 |
| 83 | APA COE AIDOGODO | | | | | | | 0 | 0 |
| 84 | AICOE ANKPA | 170 | 100 | 200 | 110 | 230 | 130 | 600 | 340 |
| 85 | HILL COE AKWANGA | 483 | 182 | 511 | 225 | 530 | 207 | 1524 | 614 |
| 86 | AGZ CO, BAJOGA | 247 | 71 | 202 | 42 | | | 449 | 113 |
| 87 | BAYO TIJANI COE EGAN LAGOS | | | | | | | 0 | 0 |
| 88 | ALL STATES COE ERO | | | | | | | 0 | 0 |
| 89 | ATCI ENUGU | 34 | 26 | 18 | 14 | 52 | 42 | 104 | 82 |
| 90 | IOECU COE ENUGU | 159 | 110 | 110 | 90 | 100 | 77 | 369 | 277 |
| 91 | OSISA TECH ENUGU | 53 | 35 | 66 | 42 | 9 | 8 | 128 | 85 |
| 92 | ANGEL CROWN COE G/ DAYA | | | | | | | 0 | 0 |
| 93 | CRESTFIELD COE, ERIN OSUN | 340 | 196 | 899 | 484 | | | 1239 | 680 |
| 94 | DELAR COE IBADAN | | | | | | | 0 | 0 |
| 95 | MUFUTAU LANIHUN COE IBADAN | 519 | 315 | | | | | 519 | 315 |
| 96 | CORONA COE, LEKKI | 4 | 4 | 3 | 3 | 8 | 5 | 15 | 12 |
| 97 | BETHEL COE, IJARE, ONDO | | | | | | | 0 | 0 |
| 98 | STEADY FLOW COE, IKOM | 27 | 11 | 28 | 11 | 25 | 10 | 80 | 32 |
| 99 | MUHYIDEEN COE ILORIN | | | | | | | 0 | 0 |
| 100 | EEICOE, OTURKPO | 5 | 0 | 29 | 15 | | | 34 | 15 |
| 101 | SANAI COE & ENT. STUDIES, GBOKO | | | | | | | 0 | 0 |
| 102 | COE DARAZO | 244 | 92 | 326 | 101 | | | 570 | 193 |
| 103 | BILİYAMINU OTHMAN COE, DASS | | | | | | | 0 | 0 |
| 104 | ILORI COE EDE | 25 | 11 | 74 | 31 | | | 99 | 42 |
| 105 | OSWALD WALLER COE, LIFIDI | | | | | | | 0 | 0 |
| 106 | MCF COE AGBARHA-OTOR, DELTA STATE | | | | | | | 0 | 0 |
| 107 | PEACELAND COE, ENUGU | | | | | | | 0 | 0 |
| 108 | CORNER STONE COE, LAGOS | | | | | | | 0 | 0 |
| 109 | KINGSLEY COE ILORIN | 403 | 171 | 690 | 323 | 621 | 305 | 1714 | 799 |
| 110 | NANA AISHAT COE ILORIN | | | | | | | 0 | 0 |
| 111 | ANSAR-UD-DEEN COE ISOLO | | | | | | | 0 | 0 |
| 112 | ROYAL CITY COE IYESI | 44 | 25 | | | | | 44 | 25 |
| 113 | TOP MOST COE IKPAJA AGBADO | | | | | | | 0 | 0 |
| 114 | COE LESSEL, GBOKO | | | | | | | 0 | 0 |
| 115 | CITY COE MARARABA GURKU | 120 | 51 | 207 | 98 | 230 | 90 | 557 | 239 |
| 116 | COE MORO | 185 | 94 | 343 | 99 | 375 | 109 | 903 | 302 |
| 117 | CALVIN F. COE NAKA | | | | | | | 0 | 0 |

| | | | | | | | | | |
|-----|--|--------------|--------------|--------------|--------------|--------------|--------------|---------------|---------------|
| 118 | COE NSUKKA | | | | | | | 0 | 0 |
| 119 | ASSANUSIYA COE, ODEOMU | 51 | 24 | 67 | 39 | 161 | 106 | 279 | 169 |
| 120 | BEST LEGACY COE, OGBOMOSO | 242 | 133 | 101 | 56 | 133 | 73 | 476 | 262 |
| 121 | OYAMA MCOE OFAT | | | | | | | 0 | 0 |
| 122 | KWARARAFI COE, OTUKPO | 69 | 36 | 58 | 24 | 62 | 26 | 189 | 86 |
| 123 | ASICAS, ZARIA | 98 | 52 | 109 | 49 | 223 | 44 | 430 | 145 |
| 124 | GLOBAL COE BURUKU | | | | | | | 0 | 0 |
| 125 | UPLAND COE BADAGRY | | | | | | | 0 | 0 |
| 126 | ECWA COE IGBAJA | 31 | 16 | 16 | 11 | 20 | 9 | 67 | 36 |
| 127 | PAN AFRICAN COE IKOM | | | | | | | 0 | 0 |
| 128 | ECWA COE JOS | 34 | 11 | 36 | 14 | 44 | 15 | 114 | 40 |
| 129 | AWORI DISTRICT COE SANGO OTTA | 165 | 98 | 121 | 101 | 204 | 134 | 490 | 333 |
| 130 | MURITADHA COE, OLODO | | | | | | | 0 | 0 |
| 131 | HAMZAINAB COE, OSHOGBO | 110 | 47 | 164 | 57 | | | 274 | 104 |
| 132 | NASE ILORIN | 102 | 10 | 124 | 22 | 117 | 28 | 343 | 60 |
| 133 | YBU COE DAURA | | | | | | | 0 | 0 |
| 134 | BIA&IS BAUCHI | | | | | | | 0 | 0 |
| 135 | JCA&IE GOMBE | 380 | 193 | 336 | 164 | 442 | 239 | 1158 | 596 |
| 136 | KANO STATE COLLEGE OF ARTS,SC.&REM. ST | | | | | | | 0 | 0 |
| 137 | AMINU KANO CI & LEGAL ST. KANO | 1245 | 677 | 1374 | 719 | 980 | 427 | 3599 | 1823 |
| 138 | ANNUR IIE KANO | 1020 | 498 | 2159 | 922 | 1271 | 524 | 4450 | 1944 |
| 139 | AD RUFAI CI & LEGAL ST. MISAU | 966 | 137 | 815 | 197 | 952 | 156 | 2733 | 490 |
| 140 | ISLAMIC COE, POTISKUM | 10 | 6 | | | | | 10 | 6 |
| 141 | IMAM SAIDU COE FUNTUA | | | | | | | 0 | 0 |
| 142 | AMEER SHEHU IDRIS ADVANCE COE,KADUNA | | | | | | | 0 | 0 |
| 143 | SUNNAH COE,BAUCHI | | | | | | | 0 | 0 |
| 144 | JIGAWA STATE COL & IS RINGIM | | | | | | | 0 | 0 |
| 145 | ATA POLYTECHNIC, BAUCHI | 304 | 90 | 176 | 70 | 370 | 170 | 850 | 330 |
| 146 | PLATEAU STATE POLY B/LADI | 98 | 31 | 45 | 11 | 29 | 10 | 172 | 52 |
| 147 | WUF POLY. B/KEBBI | | | | | | | 0 | 0 |
| 148 | THE POLYTECHNIC, IREE | 26 | 16 | 33 | 17 | 52 | 21 | 111 | 54 |
| 149 | KADUNA POLYTECHNIC | 57 | 30 | 19 | 6 | 33 | 6 | 109 | 42 |
| 150 | KANO STATE POLYTECHNIC, KANO | 140 | 18 | 182 | 25 | 65 | 10 | 387 | 53 |
| 151 | HUK POLY KATSINA | | | | | | | 0 | 0 |
| 152 | RAMAT POLYTECHNIC | 75 | 31 | 49 | 24 | 65 | 26 | 189 | 81 |
| 153 | NUHU BAMALI POLY, ZARIA | | | | | 543 | 202 | 543 | 202 |
| 154 | KACEPS, KANO | 752 | 452 | 244 | 133 | 655 | 266 | 1651 | 851 |
| 155 | GBOKO COE | 83 | 41 | 99 | 43 | 139 | 57 | 321 | 141 |
| 156 | PIAGET COE ABEOKUTA | 2 | 2 | 5 | 3 | 8 | 8 | 15 | 13 |
| 157 | COE, NSUKKA | 105 | 84 | 116 | 87 | 157 | 119 | 378 | 290 |
| | TOTAL | 79983 | 35258 | 80360 | 34395 | 82915 | 34270 | 243258 | 103923 |

Source: 2018 NCCE

Table 5. 10: Federal Colleges of Education: NCE Students Enrolment by State, Institution and Gender: 2017/2018

| S/NO | STATE | FCE ABEOKUTA | | FCE (T) AKOKA | | FCE (T) ASABA | | FCE(T) BICHI | | FCE EHA-AMUFU | | FCE(T) GOMBE | | FCE(T) GUSAU | | FCE KANO | | FCE KATSINA | | FCE KONTAGORA | | TOTAL | |
|------|--------------|--------------|----------|---------------|----------|---------------|-------------|--------------|----------|---------------|----------|--------------|-------------|--------------|-------------|----------|----------|--------------|-------------|---------------|-------------|--------------|--------------|
| | | MF | F | MF | F | MF | F | MF | F | MF | F | MF | F | MF | F | MF | F | MF | F | MF | F | MF | F |
| 1 | ABIA | | | | | 62 | 52 | | | | | 1 | 1 | 10 | 10 | | | 1 | | 11 | 8 | 85 | 71 |
| 2 | ADAMAWA | | | | | 1 | 1 | | | | | 242 | 130 | 5 | 5 | | | 4 | 1 | 15 | 7 | 264 | 143 |
| 3 | AKWA IBOM | | | | | 18 | 4 | | | | | 1 | 1 | 5 | 5 | | | 1 | 1 | 10 | 10 | 38 | 21 |
| 4 | ANAMBRA | | | | | 818 | 681 | | | | | 8 | 8 | 13 | 13 | | | 2 | 1 | 69 | 46 | 909 | 749 |
| 5 | BAUCHI | | | | | | | | | | | 957 | 343 | 15 | 15 | | | 5 | 5 | 2 | 1 | 976 | 360 |
| 6 | BAYELSA | | | | | 2 | 1 | | | | | | | 5 | 5 | | | 1 | | | | 12 | 11 |
| 7 | BENUE | | | | | 12 | 9 | | | | | 15 | 5 | 78 | 78 | | | 3 | 2 | 98 | 57 | 204 | 149 |
| 8 | BORNO | | | | | | | | | | | 224 | 86 | 7 | 7 | | | 6 | 5 | 6 | 6 | 240 | 101 |
| 9 | CROSS RIVERS | | | | | 4 | 3 | | | | | 4 | 4 | 5 | 5 | | | 3 | 1 | 14 | 10 | 33 | 27 |
| 10 | DELTA | | | | | 515 | 608 | | | | | 1 | | 17 | 17 | | | 1 | | 25 | 16 | 561 | 642 |
| 11 | EBONYI | | | | | 72 | 63 | | | | | 2 | 2 | 1 | 1 | | | 2 | 1 | 5 | 2 | 81 | 68 |
| 12 | EDO | | | | | 61 | 47 | | | | | 1 | 1 | 23 | 23 | | | 2 | 1 | 63 | 36 | 150 | 108 |
| 13 | EKITI | | | | | 2 | | | | | | | | 53 | 53 | | | 3 | 1 | 8 | 4 | 65 | 58 |
| 14 | ENUGU | | | | | 244 | 27 | | | | | | | 40 | 40 | | | 3 | | 82 | 64 | 369 | 132 |
| 15 | GOMBE | | | | | 1 | 1 | | | | | 6993 | 2669 | 20 | 20 | | | 11 | 3 | 5 | 2 | 7022 | 2692 |
| 16 | IMO | | | | | 176 | 150 | | | | | 9 | 5 | 56 | 56 | | | 3 | 1 | 41 | 22 | 293 | 236 |
| 17 | JIGAWA | | | | | | | | | | | 1 | 1 | 21 | 21 | | | 4 | 2 | 1 | | 26 | 23 |
| 18 | KADUNA | | | | | 4 | 1 | | | | | 33 | 2 | 288 | 288 | | | 114 | 23 | 1240 | 638 | 1569 | 931 |
| 19 | KANO | | | | | | | | | | | 24 | 9 | 22 | 22 | | | 93 | 11 | 7 | 4 | 167 | 58 |
| 20 | KATSINA | | | | | | | | | | | 7 | 1 | 218 | 218 | | | 17734 | 4222 | 5 | 1 | 17964 | 4442 |
| 21 | KEBBI | | | | | | | | | | | 3 | 1 | 108 | 108 | | | 11 | 1 | 129 | 39 | 251 | 149 |
| 22 | KOGI | | | | | 9 | 5 | | | | | 1 | | 114 | 114 | | | 8 | 1 | 128 | 39 | 260 | 159 |
| 23 | KWARA | | | | | 2 | | | | | | 6 | 4 | 73 | 73 | | | 5 | 1 | 106 | 68 | 192 | 146 |
| 24 | LAGOS | | | | | 1 | | | | | | | | 26 | 26 | | | 1 | 0 | 5 | 1 | 33 | 27 |
| 25 | NASSARAWA | | | | | 2 | | | | | | | | 10 | 10 | | | 3 | 0 | 26 | 9 | 41 | 19 |
| 26 | NIGER | | | | | | | | | | | 9 | 5 | 52 | 52 | | | 12 | 2 | 2577 | 694 | 2650 | 753 |
| 27 | OGUN | | | | | 2 | 2 | | | | | 3 | 1 | 38 | 38 | | | 2 | 1 | 11 | 7 | 56 | 49 |
| 28 | ONDO | | | | | 3 | | | | | | 1 | 1 | 16 | 16 | | | 2 | 1 | 19 | 13 | 41 | 31 |
| 29 | OSUN | | | | | 8 | 8 | | | | | 2 | | 20 | 20 | | | 2 | 1 | 62 | 37 | 94 | 66 |
| 30 | OYO | | | | | 2 | 2 | | | | | 1 | | 24 | 24 | | | 1 | 0 | 459 | 263 | 487 | 289 |
| 31 | PLATEAU | | | | | 3 | 3 | | | | | 7 | 3 | 15 | 15 | | | 2 | 1 | 58 | 26 | 85 | 48 |
| 32 | RIVERS | | | | | 10 | 9 | | | | | 43 | 13 | 13 | 13 | | | 2 | 1 | 1 | | 69 | 36 |
| 33 | SOKOTO | | | | | | | | | | | | | 17 | 17 | | | 5 | 1 | 11 | 5 | 33 | 23 |
| 34 | TARABA | | | | | | | | | | | | | 5 | 5 | | | 2 | 1 | | | 7 | 6 |
| 35 | YOBE | | | | | | | | | | | 64 | 17 | 1 | 1 | | | 1 | 0 | | | 66 | 18 |
| 36 | ZAMFARA | | | | | | | | | | | 29 | 5 | 1165 | 1165 | | | 7 | 1 | 3 | | 1204 | 1171 |
| 37 | FCT-ABUJA | | | | | | | | | | | | | 13 | 13 | | | | 0 | | | 13 | 13 |
| 38 | NON-NIGERIAN | | | | | | | | | | | | | | | | | 0 | | | | 0 | 0 |
| | TOTAL | 0 | 0 | 0 | 0 | 2034 | 1677 | 0 | 0 | 0 | 0 | 8692 | 3318 | 2612 | 2612 | 0 | 0 | 18062 | 4294 | 5302 | 2135 | 36702 | 14036 |

Source: 2018 NCCE

Table 5.1.10: Federal Colleges of Education: Students Enrolment by State, Institution and Gender: 2017/2018

| S/NO | STATE | FCE OBUDU | | FCE OKENE | | FCE (T) OMOKU | | ADEYEMI COE ONDO | | FCE(S) OYO | | FCE PANKSHIN | | FCE(T) POTISKUM | | FCE(T) UMUNZE | | FCE YOLA | | FCE ZARIA | | AICOE OWERRI | | TOTAL | | | |
|------|--------------|-------------|-------------|-----------|----------|---------------|----------|------------------|----------|-------------|-------------|--------------|-------------|-----------------|----------|---------------|-------------|----------|----------|--------------|-------------|--------------|----------|----------|--------------|--------------|------|
| | | MF | F | MF | F | MF | F | MF | F | MF | F | MF | F | MF | F | MF | F | MF | F | MF | F | MF | F | MF | F | MF | F |
| 1 | ABIA | 8 | 4 | | | | | | | 13 | 7 | 50 | 25 | | | 103 | 90 | | | | | | | | | 174 | 126 |
| 2 | ADAMAWA | 1 | | | | | | | | 4 | 1 | 20 | 14 | | | | | | | | | | | | | 25 | 15 |
| 3 | AKWA IBOM | 48 | 25 | | | | | | | 9 | 5 | 6 | 3 | | | 2 | 2 | | | | | | | | | 65 | 35 |
| 4 | ANAMBRA | 11 | 8 | | | | | | | 23 | 8 | 16 | 12 | | | 2016 | 1644 | | | | | | | | | 2066 | 1672 |
| 5 | BAUCHI | 1 | 1 | | | | | | | 1 | 0 | 317 | 155 | | | | | | | | | | | | | 319 | 156 |
| 6 | BAYELSA | 2 | 1 | | | | | | | 4 | 1 | | | | | | | | | | | | | | | 6 | 2 |
| 7 | BENUE | 579 | 240 | | | | | | | 6 | 0 | 52 | 91 | | | 3 | 3 | | | | | | | | | 640 | 334 |
| 8 | BORNO | | | | | | | | | 1 | 1 | 2 | 1 | | | | | | | | | | | | | 3 | 2 |
| 9 | CROSS RIVERS | 2583 | 1343 | | | | | | | 5 | 1 | 9 | 2 | | | 1 | 1 | | | | | | | | | 2598 | 1347 |
| 10 | DELTA | 1 | | | | | | | | 42 | 18 | 8 | 6 | | | 5 | 5 | | | | | | | | | 56 | 29 |
| 11 | EBONYI | 33 | 25 | | | | | | | 14 | 8 | 3 | 3 | | | 39 | 26 | | | | | | | | | 89 | 62 |
| 12 | EDO | 3 | 1 | | | | | | | 33 | 15 | 8 | 6 | | | 1 | 1 | | | | | | | | | 45 | 23 |
| 13 | EKITI | 3 | 1 | | | | | | | 301 | 122 | | | | | | | | | | | | | | | 304 | 123 |
| 14 | ENUGU | 5 | 5 | | | | | | | 9 | 4 | 34 | 19 | | | 360 | 331 | | | | | | | | | 408 | 359 |
| 15 | GOMBE | 0 | 0 | | | | | | | | | 9 | 4 | | | | | | | | | | | | | 9 | 4 |
| 16 | IMO | 23 | 15 | | | | | | | 17 | 6 | 34 | 24 | | | 147 | 116 | | | | | | | | | 221 | 161 |
| 17 | JIGAWA | | | | | | | | | | | | | | | | | | | | | | | | | 0 | 0 |
| 18 | KADUNA | 2 | 1 | | | | | | | 3 | 3 | 181 | 96 | | | | | | | | 15668 | 6277 | | | | 15854 | 6377 |
| 19 | KANO | 4 | 1 | | | | | | | | | 3 | 2 | | | | | | | | | | | | | 7 | 3 |
| 20 | KATSINA | 2 | 2 | | | | | | | 1 | 1 | | | | | | | | | | | | | | | 3 | 3 |
| 21 | KEBBI | | | | | | | | | 3 | 3 | 1 | | | | | | | | | | | | | | 4 | 3 |
| 22 | KOGI | | | | | | | | | 29 | 18 | 15 | 10 | | | 2 | 1 | | | | | | | | | 46 | 29 |
| 23 | KWARA | 1 | 0 | | | | | | | 109 | 23 | 5 | 5 | | | | | | | | | | | | | 115 | 28 |
| 24 | LAGOS | 1 | 1 | | | | | | | 32 | 6 | | | | | | | | | | | | | | | 33 | 7 |
| 25 | NASSARAWA | 9 | 1 | | | | | | | 1 | 1 | 265 | 116 | | | 1 | 1 | | | | | | | | | 276 | 119 |
| 26 | NIGER | | | | | | | | | 1 | 1 | 2 | 2 | | | | | | | | | | | | | 3 | 3 |
| 27 | OGUN | | | | | | | | | 600 | 245 | | | | | 1 | | | | | | | | | | 601 | 245 |
| 28 | ONDO | 1 | 1 | | | | | | | 83 | 31 | 3 | 2 | | | | | | | | | | | | | 87 | 34 |
| 29 | OSUN | 3 | | | | | | | | 2371 | 1581 | 6 | 1 | | | | | | | | | | | | | 2380 | 1582 |
| 30 | OYO | | | | | | | | | 2011 | 1633 | 24 | 12 | | | | | | | | | | | | | 2035 | 1645 |
| 31 | PLATEAU | | | | | | | | | 1 | 1 | 9062 | 4517 | | | | | | | | | | | | | 9063 | 4518 |
| 32 | RIVERS | 3 | 1 | | | | | | | | | | | | | | | | | | | | | | | 3 | 1 |
| 33 | SOKOTO | 1 | | | | | | | | 2 | 2 | | | | | 3 | 3 | | | | | | | | | 6 | 5 |
| 34 | TARABA | | | | | | | | | 3 | 3 | 27 | 17 | | | | | | | | | | | | | 30 | 20 |
| 35 | YOBE | 17 | 5 | | | | | | | | | | | | | | | | | | | | | | | 17 | 5 |
| 36 | ZAMFARA | | | | | | | | | 2 | 2 | | | | | | | | | | | | | | | 2 | 2 |
| 37 | FCT-ABUJA | | | | | | | | | 1 | 1 | 2 | 1 | | | | | | | | | | | | | 3 | 2 |
| 38 | NON-NIGERIAN | | | | | | | | | | | | | | | | | | | | | | | | | 0 | 0 |
| | TOTAL | 3345 | 1682 | 0 | 0 | 0 | 0 | 0 | 0 | 5735 | 3752 | 10164 | 5146 | 0 | 0 | 2684 | 2224 | 0 | 0 | 15668 | 6277 | 0 | 0 | 0 | 37596 | 19081 | |

Table 5. 11: NCE Enrolment in Colleges of Education by State, Ownership and Gender: 2011/2018

| STATE | FEDERAL COE | | STATE COE | | PRIVATE COE | | TOTAL | |
|--------------|-------------|-------|-----------|-------|-------------|-------|--------|--------|
| | MF | F | MF | F | MF | F | MF | F |
| ABIA | 259 | 197 | 370 | 249 | 172 | 114 | 801 | 560 |
| ADAMAWA | 289 | 158 | 7558 | 3507 | 50 | 30 | 7897 | 3695 |
| AKWA IBOM | 103 | 56 | 490 | 294 | 101 | 47 | 694 | 397 |
| ANAMBRA | 2975 | 2421 | 2383 | 2064 | 218 | 138 | 5576 | 4623 |
| BAUCHI | 1295 | 516 | 12399 | 2524 | 1168 | 899 | 14862 | 3939 |
| BAYELSA | 18 | 13 | 1351 | 760 | 243 | 107 | 1612 | 880 |
| BENUE | 844 | 483 | 3278 | 1490 | 2351 | 794 | 6473 | 2767 |
| BORNO | 243 | 103 | 6814 | 2911 | 1798 | 766 | 8855 | 3780 |
| CROSS RIVERS | 2631 | 1374 | 6916 | 3700 | 88 | 43 | 9635 | 5117 |
| DELTA | 617 | 671 | 2666 | 1698 | 42 | 21 | 3325 | 2390 |
| EBONYI | 170 | 130 | 760 | 504 | 91 | 62 | 1021 | 696 |
| EDO | 195 | 131 | 1183 | 837 | 134 | 78 | 1512 | 1046 |
| EKITI | 369 | 181 | 697 | 440 | 199 | 109 | 1265 | 730 |
| ENUGU | 777 | 491 | 2648 | 2283 | 1254 | 744 | 4679 | 3518 |
| GOMBE | 7031 | 2696 | 994 | 506 | 1064 | 474 | 9089 | 3676 |
| IMO | 514 | 397 | 2190 | 901 | 113 | 70 | 2817 | 1368 |
| JIGAWA | 26 | 23 | 4809 | 1849 | 436 | 178 | 5271 | 2050 |
| KADUNA | 17423 | 7308 | 28378 | 10336 | 4065 | 987 | 49866 | 18631 |
| KANO | 174 | 61 | 1993 | 932 | 9259 | 4294 | 11426 | 5287 |
| KATSINA | 17967 | 4445 | 12437 | 2543 | 68 | 36 | 30472 | 7024 |
| KEBBI | 255 | 152 | 611 | 373 | 127 | 50 | 993 | 575 |
| KOGI | 306 | 188 | 3651 | 1427 | 213 | 110 | 4170 | 1725 |
| KWARA | 307 | 174 | 959 | 594 | 2175 | 1064 | 3441 | 1832 |
| LAGOS | 66 | 34 | 2580 | 1656 | 249 | 139 | 2895 | 1829 |
| NASSARAWA | 317 | 138 | 183 | 37 | 1288 | 493 | 1788 | 668 |
| NIGER | 2653 | 756 | 11859 | 4761 | 182 | 106 | 14694 | 5623 |
| OGUN | 657 | 294 | 2154 | 1517 | 950 | 473 | 3761 | 2284 |
| ONDO | 128 | 65 | 3479 | 2257 | 674 | 250 | 4281 | 2572 |
| OSUN | 2474 | 1648 | 3169 | 1981 | 1783 | 861 | 7426 | 4490 |
| OYO | 2522 | 1934 | 1053 | 662 | 966 | 603 | 4541 | 3199 |
| PLATEAU | 9148 | 4566 | 668 | 217 | 776 | 290 | 10592 | 5073 |
| RIVERS | 72 | 37 | 204 | 136 | 39 | 27 | 315 | 200 |
| SOKOTO | 39 | 28 | 23 | 9 | 35 | 13 | 97 | 50 |
| TARABA | 37 | 26 | 195 | 60 | 602 | 289 | 834 | 375 |
| YOBE | 83 | 23 | 5762 | 1502 | 55 | 21 | 5900 | 1546 |
| ZAMFARA | 1206 | 1173 | 74 | 30 | 23 | 10 | 1303 | 1213 |
| FCT-ABUJA | 16 | 15 | 36 | 27 | 254 | 114 | 306 | 156 |
| NON-NIGERIAN | 0 | 0 | 15 | 7 | 1 | 1 | 16 | 8 |
| TOTAL | 74298 | 33117 | 136989 | 57581 | 33306 | 14905 | 244593 | 105603 |

Table 5. 12: Summary of NCE Enrolment by State and Gender: 2017/2018

| STATE | STUDENT ENROLMENT | | FEMALE PARTICIPATION RATE (%) |
|--------------|-------------------|--------|-------------------------------|
| | MF | F | |
| ABIA | 801 | 560 | 69.91 |
| ADAMAWA | 7897 | 3695 | 46.79 |
| AKWA IBOM | 694 | 397 | 57.20 |
| ANAMBRA | 5576 | 4623 | 82.91 |
| BAUCHI | 14862 | 3939 | 26.50 |
| BAYELSA | 1612 | 880 | 54.59 |
| BENUE | 6473 | 2767 | 42.75 |
| BORNO | 8855 | 3780 | 42.69 |
| CROSS RIVERS | 9635 | 5117 | 53.11 |
| DELTA | 3325 | 2390 | 71.88 |
| EBONYI | 1021 | 696 | 68.17 |
| EDO | 1512 | 1046 | 69.18 |
| EKITI | 1265 | 730 | 57.71 |
| ENUGU | 4679 | 3518 | 75.19 |
| GOMBE | 9089 | 3676 | 40.44 |
| IMO | 2817 | 1368 | 48.56 |
| JIGAWA | 5271 | 2050 | 38.89 |
| KADUNA | 49866 | 18631 | 37.36 |
| KANO | 11426 | 5287 | 46.27 |
| KATSINA | 30472 | 7024 | 23.05 |
| KEBBI | 993 | 575 | 57.91 |
| KOGI | 4170 | 1725 | 41.37 |
| KWARA | 3441 | 1832 | 53.24 |
| LAGOS | 2895 | 1829 | 63.18 |
| NASSARAWA | 1788 | 668 | 37.36 |
| NIGER | 14694 | 5623 | 38.27 |
| OGUN | 3761 | 2284 | 60.73 |
| ONDO | 4281 | 2572 | 60.08 |
| OSUN | 7426 | 4490 | 60.46 |
| OYO | 4541 | 3199 | 70.45 |
| PLATEAU | 10592 | 5073 | 47.89 |
| RIVERS | 315 | 200 | 63.49 |
| SOKOTO | 97 | 50 | 51.55 |
| TARABA | 834 | 375 | 44.96 |
| YOBE | 5900 | 1546 | 26.20 |
| ZAMFARA | 1303 | 1213 | 93.09 |
| FCT-ABUJA | 306 | 156 | 50.98 |
| NON-NIGERIAN | 16 | 8 | 50.00 |
| TOTAL | 244593 | 105603 | 43.17 |

5.3 ACADEMIC AND NON ACADEMIC STAFF

Table 5. 13 : Academic and Non Academic Staff by Function, Institution and Gender: 2017/2018

| S/N | COLLEGE | ACADEMIC STAFF | | SENIOR ADMIN. STAFF | | SENIOR TECH/PROFESSIONAL STAFF | | JUNIOR STAFF | | TOTAL | |
|-----|-------------------------|----------------|-----|---------------------|-----|--------------------------------|-----|--------------|-----|-------|-----|
| | | MF | F | MF | F | MF | F | MF | F | MF | F |
| 1 | FCE ABEOKUTA | 274 | 129 | 176 | 51 | 286 | 159 | 79 | 35 | 815 | 374 |
| 2 | FCE (T) AKOKA | | | | | | | | | 0 | 0 |
| 3 | FCE (T) ASABA | 367 | 180 | 108 | 15 | 350 | 168 | 180 | 110 | 1005 | 473 |
| 4 | FCE (T) BICHI | | | | | | | | | 0 | 0 |
| 5 | FCE EHA-AMUFU | | | | | | | | | 0 | 0 |
| 6 | FCE (T) GOMBE | 274 | 65 | 198 | 39 | 166 | 48 | 177 | 22 | 815 | 174 |
| 7 | FCE (T) GUSAU | 250 | 67 | 49 | 9 | 175 | 39 | 67 | 7 | 541 | 122 |
| 8 | FCE KANO | | | | | | | | | 0 | 0 |
| 9 | FCE KATSINA | 250 | 51 | 160 | 27 | 53 | 4 | 114 | 19 | 577 | 101 |
| 10 | FCE KONTAGORA | 284 | 69 | 52 | 202 | 73 | 73 | 26 | | 435 | 344 |
| 11 | FCE OBUDU | 349 | 87 | 244 | 82 | 355 | 142 | 255 | 144 | 1203 | 455 |
| 12 | FCE OKENE | | | | | | | | | 0 | 0 |
| 13 | FCE (T) OMOKU | | | | | | | | | 0 | 0 |
| 14 | ADEYEMI COE ONDO | | | | | | | | | 0 | 0 |
| 15 | FCE (SP) OYO | 418 | 170 | | | 550 | 221 | 58 | 21 | 1026 | 412 |
| 16 | FCE PANKSHIN | 376 | 93 | 103 | 26 | 294 | 129 | 78 | 28 | 851 | 276 |
| 17 | FCE (T) POTISKUM | | | | | | | | | 0 | 0 |
| 18 | FCE (T) UMUNZE | 286 | 177 | 20 | 6 | 358 | 234 | 292 | 144 | 956 | 561 |
| 19 | FCE YOLA | | | | | | | | | 0 | 0 |
| 20 | FCE ZARIA | | | | | | | | | 0 | 0 |
| 21 | AICOE OWERRI | | | | | | | | | 0 | 0 |
| 22 | COE AFAHA-NSIT | | | | | | | | | 0 | 0 |
| 23 | COE AGBOR | 269 | 84 | 31 | 9 | 82 | 51 | 18 | 15 | 400 | 159 |
| 24 | COE AKAMKPA | 194 | 43 | 8 | | 219 | 109 | 27 | 12 | 448 | 164 |
| 25 | COE AKWANGA | | | | | | | | | 0 | 0 |
| 26 | COE ANKPA | | | | | | | | | 0 | 0 |
| 27 | COE ARGUNGU | 138 | 7 | | | | | | | 138 | 7 |
| 28 | COE(T) AROCHUKWU | | | | | | | | | 0 | 0 |
| 29 | COE AZARE | 568 | 82 | 98 | 7 | 154 | 12 | 188 | 23 | 1008 | 124 |
| 30 | UIECEST BAMA | | | | | | | | | 0 | 0 |
| 31 | COE BILLIRI | | | | | | | | | 0 | 0 |
| 32 | IK COE DUTSIN-MA | 229 | 17 | 62 | 3 | 35 | 3 | 72 | 8 | 398 | 31 |
| 33 | COE EKIADOR | 181 | 79 | 126 | 51 | 71 | 41 | 241 | 93 | 619 | 264 |
| 34 | ESCOE ENUGU | | | | | | | | | 0 | 0 |
| 35 | MOCOPEDE EPE | 136 | 41 | 98 | 36 | 110 | 48 | 92 | 36 | 436 | 161 |
| 36 | COE GASHUA | 322 | 25 | | | | | | | 322 | 25 |
| 37 | COE GIDAN WAYA | 471 | 125 | 36 | 14 | 154 | 43 | 96 | 21 | 757 | 203 |
| 38 | COE GINDIRI | 208 | 57 | | | | | | | 208 | 57 |
| 39 | COE GUMEL | 230 | 15 | 14 | 1 | 46 | 1 | 6 | | 296 | 17 |
| 40 | COE HONG | 271 | 62 | 38 | 18 | 308 | 106 | 115 | 74 | 732 | 260 |
| 41 | IS COE .T. IHITTE UBOMA | | | | | | | | | 0 | 0 |
| 42 | TASCE IJEBU - OMU | 177 | 62 | 10 | 3 | 131 | 57 | 41 | 17 | 359 | 139 |
| 43 | COE IKERE-EKITI | 277 | 87 | 1 | | 606 | 276 | 180 | 83 | 1064 | 446 |
| 44 | COE ILA-ORANGUN | 131 | 27 | 5 | | 101 | 58 | 9 | | 246 | 85 |
| 45 | COE ILESHA | 122 | 36 | 11 | 4 | 145 | 88 | 38 | 27 | 316 | 155 |
| 46 | ESCOE IKWO | 180 | 41 | 13 | 5 | 205 | 73 | 96 | 40 | 494 | 159 |
| 47 | COE ILORIN | | | | | | | | | 0 | 0 |
| 48 | COE IGUEBEN | | | | | | | | | 0 | 0 |
| 49 | ROYAL COE, IKEJA | | | | | | | | | 0 | 0 |
| 50 | PEACOCK COE JALONGO | | | | | | | | | 0 | 0 |
| 51 | COE (T) KABBA | 90 | 18 | | | | | | | 90 | 18 |
| 52 | COE KATSINA-ALA | | | | | | | | | 0 | 0 |
| 53 | COE KANGERE | | | | | | | | | 0 | 0 |

| | | | | | | | | | | | |
|-----|-----------------------------------|-----|-----|-----|----|-----|-----|-----|-----|-----|-----|
| 54 | SRCOE KUMBOTSO | | | | | | | | | 0 | 0 |
| 55 | COE (T) LAFIAGI | | | | | | | | | 0 | 0 |
| 56 | COE LANLATE, OYO STATE | | | | | | | | | 0 | 0 |
| 57 | KICOE MAIDUGURI | 200 | 70 | 49 | 13 | 74 | 27 | 55 | 25 | 378 | 135 |
| 58 | MOGOLIS MAIDUGURI | 272 | 29 | 5 | | 63 | 22 | 38 | 13 | 378 | 64 |
| 59 | COE MARU | | | | | | | | | 0 | 0 |
| 60 | COE MINNA | 288 | 73 | 176 | 62 | 5 | | 181 | 45 | 650 | 180 |
| 61 | COPE MOSOGAR | 153 | 62 | 29 | 15 | 84 | 39 | 133 | 51 | 399 | 167 |
| 62 | NOCOE NSUGBE | 250 | 143 | 61 | 40 | 230 | 163 | 199 | 128 | 740 | 474 |
| 63 | COE OJU | 341 | 123 | 61 | 14 | 70 | 31 | 76 | 31 | 548 | 199 |
| 64 | COE ORO | 112 | 12 | 43 | 21 | 49 | 23 | 60 | 26 | 264 | 82 |
| 65 | AOCOE OTO-IJANIKIN | 274 | 76 | 81 | 28 | 268 | 146 | 167 | 74 | 790 | 324 |
| 66 | COE, ILEMONA, OFFA | 49 | 10 | 2 | | 5 | | 3 | | 59 | 10 |
| 67 | EACOE OYO | | | | | | | | | 0 | 0 |
| 68 | BSCOE SAGBAMA | 168 | 52 | 11 | 2 | 210 | 93 | 109 | 55 | 498 | 202 |
| 69 | I.A. UNI. OF EDU PORT HARCOURT | | | | | | | | | 0 | 0 |
| 70 | SSCOE SOKOTO | | | | | | | | | 0 | 0 |
| 71 | COE WAKA-BIU | 121 | 14 | 42 | 9 | 130 | 456 | 137 | 103 | 430 | 582 |
| 72 | COE WARRI | 265 | 103 | | | | | | | 265 | 103 |
| 73 | COE ZING | | | | | | | | | 0 | 0 |
| 74 | FCT COE ZUBA | | | | | | | | | 0 | 0 |
| 75 | DIAMON COE, ABA | 10 | 4 | | | 2 | 1 | 1 | 1 | 13 | 6 |
| 76 | UCOE AUKPA ADOKA | 65 | 3 | 13 | 7 | 7 | 3 | 21 | 6 | 106 | 19 |
| 77 | YCCOE AYETORO | | | | | | | | | 0 | 0 |
| 78 | ST. AUG. COE LAGOS | 37 | 16 | | | | | | | 37 | 16 |
| 79 | HAVARD WILSON COE ABA | 34 | 9 | | | | | | | 34 | 9 |
| 80 | AFRICAN CHURCH COE AGEGE | 55 | 20 | | | 5 | 2 | 9 | 4 | 69 | 26 |
| 81 | ONIT COE ABAGANA | | | | | | | | | 0 | 0 |
| 82 | IPERE COE, AGYRAGU | 99 | 9 | 13 | 2 | 6 | 2 | 7 | | 125 | 13 |
| 83 | APA COE AIDOGODO | | | | | | | | | 0 | 0 |
| 84 | AICOE ANKPA | | | | | | | | | 0 | 0 |
| 85 | HILL COE AKWANGA | 112 | 29 | 11 | 4 | 44 | 15 | 86 | 25 | 253 | 73 |
| 86 | AGZ CO, BAJOGA | 70 | 4 | 15 | 3 | 4 | 1 | 11 | 3 | 100 | 11 |
| 87 | BAYO TIJANI COE EGAN LAGOS | 9 | 0 | | | | | | | 9 | 0 |
| 88 | ALL STATES COE ERO | | | | | | | | | 0 | 0 |
| 89 | ATCI ENUGU | 93 | 42 | | | | | | | 93 | 42 |
| 90 | IOECU COE ENUGU | 89 | 37 | 2 | 1 | 49 | 36 | 87 | 53 | 227 | 127 |
| 91 | OSISA TECH ENUGU | 37 | 12 | | | | | | | 37 | 12 |
| 92 | ANGEL CROWN COE G/ DAYA | | | | | | | | | 0 | 0 |
| 93 | CRESTFIELD COE, ERIN OSUN | 40 | 5 | | | | | | | 40 | 5 |
| 94 | DELAR COE IBADAN | | | | | | | | | 0 | 0 |
| 95 | MUFUTAU LANIHUN COE IBADAN | 89 | 16 | | | | | | | 89 | 16 |
| 96 | CORONA COE, LEKKI | 20 | 6 | | | 10 | 6 | 10 | 2 | 40 | 14 |
| 97 | BETHEL COE, IJARE, ONDO | | | | | | | | | 0 | 0 |
| 98 | STEADY FLOW COE, IKOM | 18 | 2 | 4 | 2 | | | 7 | 3 | 29 | 7 |
| 99 | MUHYIDEEN COE ILORIN | | | | | | | | | 0 | 0 |
| 100 | EEICOE, OTURKPO | 15 | 2 | 7 | 6 | 4 | 15 | 5 | | 31 | 23 |
| 101 | SANAI COE & ENT. STUDIES, GBOKO | | | | | | | | | 0 | 0 |
| 102 | COE DARAZO | 90 | 4 | 2 | | 2 | | 17 | | 111 | 4 |
| 103 | BILYAMINU OTHMAN COE, DASS | 157 | 15 | 12 | 2 | 28 | | 52 | 6 | 249 | 23 |
| 104 | ILORI COE EDE | | | | | | | | | 0 | 0 |
| 105 | OSWALD WALLER COE, LIFIDI | | | | | | | | | 0 | 0 |
| 106 | MCF COE AGBARHA-OTOR, DELTA STATE | | | | | | | | | 0 | 0 |
| 107 | PEACELAND COE, ENUGU | | | | | | | | | 0 | 0 |
| 108 | CORNER STONE COE, LAGOS | 20 | 6 | | | | | | | 20 | 6 |
| 109 | KINGSLEY COE ILORIN | 103 | 19 | | | | | | | 103 | 19 |

| | | | | | | | | | | | |
|-----|--|--------------|-------------|-------------|------------|-------------|-------------|-------------|-------------|--------------|-------------|
| 110 | NANA AISHAT COE ILORIN | | | | | | | | | 0 | 0 |
| 111 | ANSAR-UD-DEEN COE ISOLO | | | | | | | | | 0 | 0 |
| 112 | ROYAL CITY COE IYESI | | | | | | | | | 0 | 0 |
| 113 | TOP MOST COE IKPAJA AGBADO | | | | | | | | | 0 | 0 |
| 114 | COE LESSEL, GBOKO | 114 | 10 | | | 2 | | 33 | 4 | 149 | 14 |
| 115 | CITY COE MARARABA GURKU | 37 | 12 | 15 | 7 | 11 | 4 | 24 | 16 | 87 | 39 |
| 116 | COE MORO | 48 | 12 | 8 | 3 | 8 | 5 | 30 | 14 | 94 | 34 |
| 117 | CALVIN F. COE NAKA | 71 | 9 | 5 | 1 | 13 | 5 | 59 | 14 | 148 | 29 |
| 118 | COE NSUKKA | | | | | | | | | 0 | 0 |
| 119 | ASSANUSIYA COE, ODEOMU | 50 | 6 | 1 | | 5 | 2 | 7 | 5 | 63 | 13 |
| 120 | BEST LEGACY COE, OGBOMOSO | 67 | 5 | 1 | | 2 | 2 | 6 | 2 | 76 | 9 |
| 121 | OYAMA MCOE OFAT | | | | | | | | | 0 | 0 |
| 122 | KWARARAFI COE, OTUKPO | 15 | 2 | 7 | 2 | 6 | 4 | 15 | 5 | 43 | 13 |
| 123 | ASICAS, ZARIA | 170 | 29 | 3 | | 40 | 18 | 39 | 3 | 252 | 50 |
| 124 | GLOBAL COE BURUKU | | | | | | | | | 0 | 0 |
| 125 | UPLAND COE BADAGRY | | | | | | | | | 0 | 0 |
| 126 | ECWA COE IGBAJA | 55 | 21 | 2 | | 9 | 2 | 9 | 3 | 75 | 26 |
| 127 | PAN AFRICAN COE IKOM | 41 | 12 | | | | | | | 41 | 12 |
| 128 | ECWA COE JOS | 23 | 12 | 5 | 2 | 6 | 2 | 7 | 2 | 41 | 18 |
| 129 | AWORI DISTRICT COE SANGO OTTA | 30 | 11 | 7 | 4 | 9 | 5 | 11 | 5 | 57 | 25 |
| 130 | MURITADHA COE, OLODO | 28 | 6 | 2 | | 3 | 1 | 6 | 2 | 39 | 9 |
| 131 | HAMZAINAB COE, OSHOGBO | | | | | | | | | 0 | 0 |
| 132 | NASE ILORIN | 136 | 43 | 52 | 17 | 25 | 10 | 24 | 14 | 237 | 84 |
| 133 | YBU COE DAURA | | | | | | | | | 0 | 0 |
| 134 | BIA&IS BAUCHI | | | | | | | | | 0 | 0 |
| 135 | JCA&IE GOMBE | 183 | 8 | 2 | | 8 | 1 | 10 | 2 | 203 | 11 |
| 136 | KANO STATE COLLEGE OF ARTS,SC.&REM. ST | | | | | | | | | 0 | 0 |
| 137 | AMINU KANO CI & LEGAL ST. KANO | 211 | 61 | 25 | 5 | 140 | 42 | 102 | 34 | 478 | 142 |
| 138 | ANNUR IIE KANO | 139 | 37 | 5 | | 10 | 2 | 21 | 3 | 175 | 42 |
| 139 | AD RUFAI CI & LEGAL ST. MISAU | 123 | 3 | 23 | 3 | 133 | 11 | 116 | 17 | 395 | 34 |
| 140 | ISLAMIC COE, POTISKUM | | | | | | | | | 0 | 0 |
| 141 | IMAM SAIDU COE FUNTUA | | | | | | | | | 0 | 0 |
| 142 | AMEER SHEHU IDRIS ADVANCE COE,KADUNA | | | | | | | | | 0 | 0 |
| 143 | SUNNAH COE,BAUCHI | | | | | | | | | 0 | 0 |
| 144 | JIGAWA STATE COL &IS RINGIM | | | | | | | | | 0 | 0 |
| 145 | ATA POLYTECHNIC, BAUCHI | 63 | 11 | | | | | | | 63 | 11 |
| 146 | PLATEAU STATE POLY B/LADI | 27 | 6 | 1 | | 6 | 2 | 1 | 1 | 35 | 9 |
| 147 | WUF POLY. B/KEBBI | | | | | | | | | 0 | 0 |
| 148 | THE POLYTECHNIC, IREE | 50 | 17 | | | 19 | 11 | 18 | 10 | 87 | 38 |
| 149 | KADUNA POLYTECHNIC | 92 | 28 | | | 21 | 8 | 4 | 2 | 117 | 38 |
| 150 | KANO STATE POLYTECHNIC, KANO | 18 | 4 | 7 | | | | | | 25 | 4 |
| 151 | HUK POLY KATSINA | | | | | | | | | 0 | 0 |
| 152 | RAMAT POLYTECHNIC | 30 | 3 | | | 7 | 6 | 2 | | 39 | 9 |
| 153 | NUHU BAMALI POLY, ZARIA | 39 | 0 | | | | | | | 39 | 0 |
| 154 | KACEPS, KANO | 166 | 49 | 27 | 2 | 61 | 10 | 50 | 4 | 304 | 65 |
| 155 | GBOKO COE GBOKO | 114 | 2 | | | | | | | 114 | 2 |
| 156 | PIAGET COE ABEOKUTA | 28 | 7 | 2 | 1 | 1 | | 1 | | 32 | 8 |
| 157 | ELIZABETH MEMORIAL COE NSUKA | 76 | 18 | 3 | | 12 | 6 | 25 | 13 | 116 | 37 |
| 158 | COE, NSUKKA | | | | | | | | | 0 | 0 |
| 159 | ADESINA COE, SHARE | 12 | 11 | | | | | | | 12 | 11 |
| | TOTAL | 13333 | 3478 | 2503 | 886 | 6933 | 3423 | 4636 | 1808 | 27405 | 9595 |

Source: 2018 NCCE

Table 5. 14: Academic Staff by Qualification, Institution and Gender: 2017/2018

| S/NO | COLLEGE | HND | | HND+PGDE | | BA/BSC | | BA/BSC | | BED | | MA/MSC | | MSC/MSC. | | M.ED | | PHD | | OTHERS | | TOTAL | | |
|------|------------------|-----|---|----------|---|--------|----|--------|----|-----|----|--------|----|----------|----|------|----|-----|----|--------|----|-------|-----|----|
| | | MF | F | MF | F | MF | F | MF | F | MF | F | MF | F | MF | F | MF | F | MF | F | MF | F | MF | F | |
| 1 | FCE ABEOKUTA | | | | | 8 | 5 | 23 | 12 | 5 | 4 | 69 | 32 | 17 | 7 | 77 | 36 | 75 | 33 | | | 274 | 129 | |
| 2 | FCE (T) AKOKA | | | | | | | | | | | | | | | | | | | | | 0 | 0 | |
| 3 | FCE (T) ASABA | 8 | 6 | 8 | 6 | 145 | 69 | 19 | 7 | 37 | 25 | 56 | 19 | 7 | 4 | 57 | 29 | 29 | 15 | 1 | | 367 | 180 | |
| 4 | FCE (T) BICHI | | | | | | | | | | | | | | | | | | | | | 0 | 0 | |
| 5 | FCE EHA-AMUFU | | | | | | | | | | | | | | | | | | | | | 0 | 0 | |
| 6 | FCE (T) GOMBE | 2 | 1 | 7 | 3 | 58 | 11 | 25 | 10 | 33 | 8 | 67 | 10 | 23 | 4 | 35 | 12 | 23 | 6 | 1 | | 274 | 65 | |
| 7 | FCE (T) GUSAU | 8 | 2 | 6 | | 36 | 10 | 52 | 16 | 20 | 8 | 38 | 2 | 49 | 7 | 33 | 9 | 7 | 13 | 1 | | 250 | 67 | |
| 8 | FCE KANO | | | | | | | | | | | | | | | | | | | | | 0 | 0 | |
| 9 | FCE KATSINA | | | 6 | 2 | 35 | 8 | 28 | 2 | 35 | 7 | 66 | 17 | 13 | 3 | 26 | 6 | 41 | 6 | | | 250 | 51 | |
| 10 | FCE KONTAGORA | 1 | | | | 126 | 57 | 68 | 3 | 1 | | 56 | 5 | 13 | | 9 | 3 | 10 | 1 | | | 284 | 69 | |
| 11 | FCE OBUDU | | | | | | | | | | | | | | | | | | | 349 | 87 | | 349 | 87 |
| 12 | FCE OKENE | | | | | | | | | | | | | | | | | | | | | 0 | 0 | |
| 13 | FCE (T) OMOKU | | | | | | | | | | | | | | | | | | | | | 0 | 0 | |
| 14 | ADEYEMI COE ONDO | | | | | | | | | | | | | | | | | | | | | 0 | 0 | |
| 15 | FCE (SP) OYO | 2 | | 4 | | 58 | 34 | 48 | 20 | 30 | 14 | 126 | 47 | 150 | 55 | | | | | | | 418 | 170 | |
| 16 | FCE PANKSHIN | 5 | 2 | 2 | | 63 | 15 | 22 | 3 | 31 | 13 | 92 | 11 | 28 | 8 | 88 | 33 | 43 | 7 | 2 | 1 | 376 | 93 | |
| 17 | FCE (T) POTISKUM | | | | | | | | | | | | | | | | | | | | | 0 | 0 | |
| 18 | FCE (T) UMUNZE | 10 | 3 | | | 54 | 35 | 30 | 18 | 43 | 32 | 26 | 13 | 52 | 29 | 38 | 27 | 33 | 20 | | | 286 | 177 | |
| 19 | FCE YOLA | | | | | | | | | | | | | | | | | | | | | 0 | 0 | |
| 20 | FCE ZARIA | | | | | | | | | | | | | | | | | | | | | 0 | 0 | |
| 21 | AICOE OWERRI | | | | | | | | | | | | | | | | | | | | | 0 | 0 | |
| 22 | COE AFAHA-NSIT | | | | | | | | | | | | | | | | | | | | | 0 | 0 | |
| 23 | COE AGBOR | | | | | 9 | 1 | | | 1 | | 52 | 16 | 126 | 26 | | | 81 | 41 | | | 269 | 84 | |
| 24 | COE AKAMKPA | 5 | | 5 | | 2 | | 55 | 7 | 22 | 10 | 14 | 4 | 14 | 5 | 26 | 6 | 51 | 11 | | | 194 | 43 | |
| 25 | COE AKWANGA | | | | | | | | | | | | | | | | | | | | | 0 | 0 | |
| 26 | COE ANKPA | | | | | | | | | | | | | | | | | | | | | 0 | 0 | |
| 27 | COE ARGUNGU | | | | | | | | | | | | | | | | | | | 138 | 7 | | 138 | 7 |
| 28 | COE(T) AROCHUKWU | | | | | | | | | | | | | | | | | | | | | 0 | 0 | |
| 29 | COE AZARE | 3 | | 17 | 5 | 159 | 29 | 94 | 8 | 39 | 5 | 97 | 11 | 5 | | 52 | 13 | 40 | 1 | 62 | 10 | 568 | 82 | |
| 30 | UIECEST BAMA | | | | | | | | | | | | | | | | | | | | | 0 | 0 | |
| 31 | COE BILLIRI | | | | | | | | | | | | | | | | | | | | | 0 | 0 | |
| 32 | IK COE DUTSIN-MA | 1 | 1 | 1 | | 51 | 4 | 29 | 2 | 16 | 2 | 51 | 4 | 31 | 2 | 33 | 2 | 16 | | | | 229 | 17 | |
| 33 | COE EKIADOLOR | | | 3 | 1 | 5 | 2 | 6 | 2 | | | 17 | 8 | 71 | 8 | 52 | 39 | 18 | 19 | 9 | | 181 | 79 | |
| 34 | ESCOE ENUGU | | | | | | | | | | | | | | | | | | | | | 0 | 0 | |
| 35 | MOCOPED EPE | | | | | 9 | 4 | 20 | 6 | 4 | 3 | 44 | 9 | 2 | 1 | 39 | 11 | 17 | 7 | 1 | | 136 | 41 | |
| 36 | COE GASHUA | | | | | | | | | | | | | | | | | | | 322 | 25 | | 322 | 25 |
| 37 | COE GIDAN WAYA | 1 | | 3 | 1 | 57 | 27 | 66 | 12 | 63 | 13 | 98 | 19 | 92 | 22 | 81 | 27 | 9 | 3 | 1 | 1 | 471 | 125 | |
| 38 | COE GINDIRI | | | | | | | | | | | | | | | | | | | 208 | 57 | | 208 | 57 |
| 39 | COE GUMEL | 3 | 1 | | | 88 | 3 | 12 | 2 | 20 | 2 | 54 | 2 | 30 | 1 | 19 | 3 | 4 | 1 | | | 230 | 15 | |
| 40 | COE HONG | | | | | | | | | | | | | | | | | | | 271 | 62 | | 271 | 62 |

| | | | | | | | | | | | | | | | | | | | | | | | |
|----|--------------------|----|---|----|---|----|----|----|----|----|----|-----|----|----|----|-----|----|----|----|----|---|-----|-----|
| 41 | IS COE .T. IHITTE | | | | | | | | | | | | | | | | | | | | | 0 | 0 |
| 42 | TASCE IJEBU - OMU | | | 1 | | 34 | 10 | 10 | 6 | | | 50 | 19 | 1 | | 43 | 17 | 16 | 5 | 22 | 5 | 177 | 62 |
| 43 | COE IKERE-EKITI | | | 6 | | 28 | 9 | 18 | 9 | 7 | 3 | 87 | 25 | 8 | 3 | 45 | 20 | 53 | 10 | 25 | 8 | 277 | 87 |
| 44 | COE ILA-ORANGUN | 12 | 2 | 23 | 4 | 21 | 3 | 15 | 3 | 17 | 5 | 13 | 3 | 2 | 1 | 15 | 4 | 12 | 2 | 1 | | 131 | 27 |
| 45 | COE ILESHA | | | | | | | 9 | 3 | | | | | 72 | 22 | | | 41 | 11 | | | 122 | 36 |
| 46 | ESCOE IKWO | 6 | 1 | 1 | | 40 | 6 | 47 | 5 | 12 | 6 | 11 | 3 | 7 | 2 | 21 | 7 | 35 | 11 | | | 180 | 41 |
| 47 | COE ILORIN | | | | | | | | | | | | | | | | | | | | | 0 | 0 |
| 48 | COE IGUEBEN | | | | | | | | | | | | | | | | | | | | | 0 | 0 |
| 49 | ROYAL COE, IKEJA | | | | | | | | | | | | | | | | | | | | | 0 | 0 |
| 50 | PEACOCK COE | | | | | | | | | | | | | | | | | | | | | 0 | 0 |
| 51 | COE (T) KABBA | 2 | 1 | 2 | 1 | 6 | 2 | 10 | | 8 | | 26 | 7 | 8 | | 16 | 5 | 8 | 2 | 4 | | 90 | 18 |
| 52 | COE KATSINA-ALA | | | | | | | | | | | | | | | | | | | | | 0 | 0 |
| 53 | COE KANGERE | | | | | | | | | | | | | | | | | | | | | 0 | 0 |
| 54 | SRCOE KUMBOTSO | | | | | | | | | | | | | | | | | | | | | 0 | 0 |
| 55 | COE (T) LAFIAGI | | | | | | | | | | | | | | | | | | | | | 0 | 0 |
| 56 | COE LANLATE, OYO | | | | | | | | | | | | | | | | | | | | | 0 | 0 |
| 57 | KICOE MAIDUGURI | | | 22 | 5 | 21 | 13 | 40 | 12 | 47 | 10 | 21 | 5 | 23 | 15 | 17 | 7 | 1 | 0 | 8 | 3 | 200 | 70 |
| 58 | MOGOLIS MAIDUGURI | | | | | 60 | 6 | 53 | 4 | 45 | 4 | 35 | 7 | 29 | 3 | 42 | 4 | 8 | 1 | | | 272 | 29 |
| 59 | COE MARU | | | | | | | | | | | | | | | | | | | | | 0 | 0 |
| 60 | COE MINNA | | | | | 60 | 13 | 44 | 7 | 40 | 9 | 45 | 11 | 3 | 2 | 66 | 17 | 30 | 14 | | | 288 | 73 |
| 61 | COPE MOSOGAR | | | 4 | 3 | 17 | 5 | 26 | 16 | 3 | 2 | 47 | 15 | 10 | 4 | 20 | 8 | 19 | 6 | 7 | 3 | 153 | 62 |
| 62 | NOCOE NSUGBE | | | | | 37 | 22 | | | | | 143 | 73 | | | | | 70 | 48 | | | 250 | 143 |
| 63 | COE OJU | 2 | 2 | 2 | 1 | 58 | 21 | 30 | 19 | 31 | 13 | 28 | 18 | 19 | 9 | 155 | 39 | 12 | 1 | 4 | | 341 | 123 |
| 64 | COE ORO | 2 | 1 | 2 | 1 | 6 | 2 | 12 | | 10 | | 31 | 2 | 8 | | 25 | 5 | 12 | 1 | 4 | | 112 | 12 |
| 65 | AOCOE OTO-IJANIKIN | 4 | 3 | 3 | 2 | 16 | 2 | 6 | 1 | 3 | 2 | 90 | 19 | 4 | 1 | 83 | 23 | 48 | 17 | 17 | 6 | 274 | 76 |
| 66 | COE, ILEMONA, OFFA | | | 1 | | 8 | 3 | 23 | 6 | | | 5 | 1 | 6 | | 6 | | | | | | 49 | 10 |
| 67 | EACOE OYO | | | | | | | | | | | | | | | | | | | | | 0 | 0 |
| 68 | BSCOE SAGBAMA | 4 | 2 | 1 | | 25 | 10 | 1 | | 16 | 5 | 61 | 13 | | | 25 | 16 | 13 | 2 | 22 | 4 | 168 | 52 |
| 69 | I.A. UNI. OF EDU | | | | | | | | | | | | | | | | | | | | | 0 | 0 |
| 70 | SSCOE SOKOTO | | | | | | | | | | | | | | | | | | | | | 0 | 0 |
| 71 | COE WAKA-BIU | | | 1 | 1 | 32 | 3 | 35 | 4 | 3 | | 31 | 5 | 10 | | | | 1 | 1 | 8 | | 121 | 14 |
| 72 | COE WARRI | 1 | | 3 | | 18 | 7 | 16 | 5 | 13 | 4 | 57 | 22 | 44 | 15 | 52 | 22 | 54 | 26 | 7 | 2 | 265 | 103 |
| 73 | COE ZING | | | | | | | | | | | | | | | | | | | | | 0 | 0 |
| 74 | FCT COE ZUBA | | | | | | | | | | | | | | | | | | | | | 0 | 0 |
| 75 | DIAMON COE, ABA | | | 6 | 2 | | | | | | | | | | 3 | 2 | 1 | | | | | 10 | 4 |
| 76 | UCOE AUKPA ADOKA | | | | | | | | | | | | | | | | | | | 65 | 3 | 65 | 3 |
| 77 | YCCOE AYETORO | | | | | | | | | | | | | | | | | | | | | 0 | 0 |
| 78 | ST. AUG. COE LAGOS | | | 1 | | | | 5 | 2 | 7 | 3 | 5 | 2 | 6 | 2 | 6 | 4 | 7 | 3 | | | 37 | 16 |
| 79 | HAVARD WILSON COE | | | | | | | | | | | | | | | | | | | 34 | 9 | 34 | 9 |
| 80 | AFRICAN CHURCH | | | 2 | | | | 18 | 4 | 12 | 7 | 4 | | 7 | 4 | 11 | 5 | 1 | | | | 55 | 20 |
| 81 | ONIT COE ABAGANA | | | | | | | | | | | | | | | | | | | | | 0 | 0 |
| 82 | IPERE COE, AGYRAGU | | | 14 | | 85 | 9 | | | | | | | | | | | | | | | 99 | 9 |
| 83 | APA COE AIDOGODO | | | | | | | | | | | | | | | | | | | | | 0 | 0 |
| 84 | AICOE ANKPA | | | | | | | | | | | | | | | | | | | | | 0 | 0 |

| | | | | | | | | | | | | | | | | | | | | | | | |
|-----|--------------------|----|---|----|---|----|---|-----|----|----|----|----|---|----|---|----|---|---|-----|----|----|-----|----|
| 85 | HILL COE AKWANGA | | | | | 22 | 8 | 21 | 6 | 33 | 7 | 8 | 1 | 18 | 3 | 7 | 2 | 3 | 2 | | | 112 | 29 |
| 86 | AGZ CO, BAJOGA | | | 1 | | 63 | 1 | 4 | | | 2 | 1 | | 1 | | | 1 | | | | | 70 | 4 |
| 87 | BAYO TIJANI COE | | | | | | | | | | | | | | | | | | | 9 | 0 | 9 | 0 |
| 88 | ALL STATES COE ERO | | | | | | | | | | | | | | | | | | | | | 0 | 0 |
| 89 | ATCI ENUGU | 12 | 5 | 11 | 5 | 15 | 7 | 16 | 4 | 10 | 5 | 8 | 4 | 13 | 5 | 7 | 6 | 1 | 1 | | | 93 | 42 |
| 90 | IOECU COE ENUGU | | | 3 | 1 | 19 | 9 | 6 | 2 | 16 | 9 | 13 | 2 | 1 | 1 | 18 | 8 | 9 | 4 | 4 | 1 | 89 | 37 |
| 91 | OSISA TECH ENUGU | | | | | 7 | 3 | 2 | 1 | 2 | 1 | 16 | 3 | | | 6 | 2 | 2 | | 2 | 2 | 37 | 12 |
| 92 | ANGEL CROWN COE | | | | | | | | | | | | | | | | | | | | | 0 | 0 |
| 93 | CRESTFIELD COE, | | | | | | | | | | | | | | | | | | | 40 | 5 | 40 | 5 |
| 94 | DELAR COE IBADAN | | | | | | | | | | | | | | | | | | | | | 0 | 0 |
| 95 | MUFUTAU LANIHUN | | | | | | | | | | | | | | | | | | | 89 | 16 | 89 | 16 |
| 96 | CORONA COE, LEKKI | 1 | | 11 | 2 | 2 | | 2 | | | | 1 | 1 | 1 | 2 | 2 | 1 | | | | | 20 | 6 |
| 97 | BETHEL COE, IJARE, | | | | | | | | | | | | | | | | | | | | | 0 | 0 |
| 98 | STEADY FLOW COE, | 1 | | 1 | | | | 10 | 1 | 2 | | 4 | 1 | | | | | | | | | 18 | 2 |
| 99 | MUHYIDEEN COE | | | | | | | | | | | | | | | | | | | | | 0 | 0 |
| 100 | EEICOE, OTURKPO | | | | | | | | | 9 | | 3 | 1 | 2 | | | | | 1 | 1 | | 15 | 2 |
| 101 | SANAI COE & ENT. | | | | | | | | | | | | | | | | | | | | | 0 | 0 |
| 102 | COE DARAZO | | | | | 20 | 1 | 44 | | 4 | | 18 | | 1 | | | | 3 | 3 | | | 90 | 4 |
| 103 | BILYAMINU | | | 2 | | | | 126 | 12 | 10 | | 3 | | 8 | 3 | 7 | | 1 | | | | 157 | 15 |
| 104 | ILORI COE EDE | | | | | | | | | | | | | | | | | | | | | 0 | 0 |
| 105 | OSWALD WALLER | | | | | | | | | | | | | | | | | | | | | 0 | 0 |
| 106 | MCF COE AGBARHA- | | | | | | | | | | | | | | | | | | | | | 0 | 0 |
| 107 | PEACELAND COE, | | | | | | | | | | | | | | | | | | | | | 0 | 0 |
| 108 | CORNER STONE COE, | | | | | | | | | | | | | | | | | | | 20 | 6 | 20 | 6 |
| 109 | KINGSLEY COE | | | | | | | | | | | | | | | | | | 103 | 19 | | 103 | 19 |
| 110 | NANA AISHAT COE | | | | | | | | | | | | | | | | | | | | | 0 | 0 |
| 111 | ANSAR-UD-DEEN COE | | | | | | | | | | | | | | | | | | | | | 0 | 0 |
| 112 | ROYAL CITY COE | | | | | | | | | | | | | | | | | | | | | 0 | 0 |
| 113 | TOP MOST COE | | | | | | | | | | | | | | | | | | | | | 0 | 0 |
| 114 | COE LESSEL, GBOKO | 8 | | 1 | 1 | 4 | | 62 | 8 | | | 29 | | 9 | 1 | | | | | 1 | | 114 | 10 |
| 115 | CITY COE MARARABA | | | | | 17 | 7 | 6 | 2 | | | 12 | 2 | | | 2 | 1 | | | | | 37 | 12 |
| 116 | COE MORO | | | | | | | | | | | | | | | | | | | 48 | 12 | 48 | 12 |
| 117 | CALVIN F. COE NAKA | | | | | 48 | 4 | | | 12 | 4 | | | 6 | 1 | 5 | | | | | | 71 | 9 |
| 118 | COE NSUKKA | | | | | | | | | | | | | | | | | | | | | 0 | 0 |
| 119 | ASSANUSIYA COE, | | | | | | | | | 3 | 3 | 34 | 1 | 12 | 2 | 1 | | | | | | 50 | 6 |
| 120 | BEST LEGACY COE, | 4 | | | | 11 | 1 | 13 | 3 | 6 | | 12 | | 5 | | 9 | 1 | 7 | | | | 67 | 5 |
| 121 | OYAMA MCOE OFAT | | | | | | | | | | | | | | | | | | | | | 0 | 0 |
| 122 | KWARARAFI COE, | 1 | | 2 | | 2 | 1 | 2 | | 4 | 1 | 2 | | 2 | | | | | | | | 15 | 2 |
| 123 | ASICAS, ZARIA | | | | | 31 | 4 | 42 | 6 | 29 | 6 | 22 | 2 | 10 | 2 | 30 | 7 | 6 | 2 | | | 170 | 29 |
| 124 | GLOBAL COE BURUKU | | | | | | | | | | | | | | | | | | | | | 0 | 0 |
| 125 | UPLAND COE | | | | | | | | | | | | | | | | | | | | | 0 | 0 |
| 126 | ECWA COE IGBAJA | 1 | | | | | | | | 33 | 13 | | | | | 18 | 8 | 3 | | | | 55 | 21 |
| 127 | PAN AFRICAN COE | | | | | | | | | | | | | | | | | | | 41 | 12 | 41 | 12 |
| 128 | ECWA COE JOS | | | | | | | | | | | | | | | | | | | 23 | 12 | 23 | 12 |

| | | | | | | | | | | | | | | | | | | | | | | | |
|-----|---------------------|------------|-----------|------------|-----------|-------------|------------|-------------|------------|-------------|------------|-------------|------------|-------------|------------|-------------|------------|-------------|------------|-------------|------------|--------------|-------------|
| 129 | AWORI DISTRICT COE | | | 1 | 1 | 4 | 2 | | | 16 | 5 | 2 | | 5 | 2 | 2 | 1 | | | | | 30 | 11 |
| 130 | MURITADHA COE, | | | 2 | 0 | 4 | 1 | 9 | 2 | 7 | 1 | 5 | 1 | | | 1 | 1 | | | | | 28 | 6 |
| 131 | HAMZAINAB COE, | | | | | | | | | | | | | | | | | | | | | 0 | 0 |
| 132 | NASE ILORIN | | | 8 | 2 | 1 | | 44 | 14 | 10 | 2 | 21 | 8 | 30 | 10 | 17 | 7 | 5 | | | | 136 | 43 |
| 133 | YBU COE DAURA | | | | | | | | | | | | | | | | | | | | | 0 | 0 |
| 134 | BIA&IS BAUCHI | | | | | | | | | | | | | | | | | | | | | 0 | 0 |
| 135 | JCA&IE GOMBE | | | | | 76 | 8 | 33 | | | | 41 | | 25 | | | 6 | | 2 | | | 183 | 8 |
| 136 | KANO STATE | | | | | | | | | | | | | | | | | | | | | 0 | 0 |
| 137 | AMINU KANO CI & | 1 | | | | 50 | 14 | 31 | 16 | 28 | 7 | 35 | 7 | 16 | 3 | 42 | 13 | 8 | 1 | | | 211 | 61 |
| 138 | ANNUR IIE KANO | | | | | | | 42 | 15 | 33 | 10 | 5 | 1 | 14 | 2 | 29 | 6 | 16 | 3 | | | 139 | 37 |
| 139 | AD RUFAl CI & LEGAL | | | | | 27 | 1 | 6 | | 17 | | 45 | 1 | | | 20 | 1 | 6 | | 2 | | 123 | 3 |
| 140 | ISLAMIC COE, | | | | | | | | | | | | | | | | | | | | | 0 | 0 |
| 141 | IMAM SAIDU COE | | | | | | | | | | | | | | | | | | | | | 0 | 0 |
| 142 | AMEER SHEHU IDRIS | | | | | | | | | | | | | | | | | | | | | 0 | 0 |
| 143 | SUNNAH COE,BAUCHI | | | | | | | | | | | | | | | | | | | | | 0 | 0 |
| 144 | JIGAWA STATE COL | | | | | | | | | | | | | | | | | | | | | 0 | 0 |
| 145 | ATA POLYTECHNIC, | | | | | | | | | | | | | | | | | | | 63 | 11 | 63 | 11 |
| 146 | PLATEAU STATE | | | | | 2 | 1 | | | 7 | 1 | | | 6 | 3 | 11 | | 1 | 1 | | | 27 | 6 |
| 147 | WUF POLY. B/KEBBI | | | | | | | | | | | | | | | | | | | | | 0 | 0 |
| 148 | THE POLYTECHNIC, | 1 | | 3 | 0 | | | 10 | 4 | 10 | 5 | 3 | 0 | 3 | 2 | 13 | 2 | 5 | 3 | 2 | 1 | 50 | 17 |
| 149 | KADUNA | | | 3 | | | | 2 | 1 | 24 | 9 | | | 33 | 8 | 5 | | 24 | 10 | 1 | | 92 | 28 |
| 150 | KANO STATE | | | | | | | | | 4 | | | | | | 13 | 4 | 1 | 0 | | | 18 | 4 |
| 151 | HUK POLY KATSINA | | | | | | | | | | | | | | | | | | | | | 0 | 0 |
| 152 | RAMAT | | | 1 | | | | 9 | 1 | 8 | | 1 | 1 | | | 9 | | 2 | 1 | | | 30 | 3 |
| 153 | NUHU BAMALI POLY, | | | | | | | | | | | | | | | | | | | 39 | 0 | 39 | 0 |
| 154 | KACEPS, KANO | | | | | | | | | | | | | | | | | | | 166 | 49 | 166 | 49 |
| 155 | GBOKO COE GBOKO | | | | | | | | | | | | | | | | | | | 114 | 2 | 114 | 2 |
| 156 | PIAGET COE | | | | | | | 18 | 4 | 9 | 3 | | | 1 | | | | | | | | 28 | 7 |
| 157 | ELIZABETH | | | | | | | | | | | | | | | | | | | 76 | 18 | 76 | 18 |
| 158 | ECWA Igbaja | | | | | | | | | | | | | | | | | | | | | 0 | 0 |
| 159 | COE, NSUKKA | | | | | | | | | | | | | | | | | | | | | 0 | 0 |
| 160 | ADESINA COE, SHARE | | | | | | | | | | | | | | | | | | | 12 | 11 | 12 | 11 |
| | TOTAL | 112 | 33 | 207 | 50 | 1960 | 533 | 1575 | 338 | 1020 | 313 | 2156 | 516 | 1212 | 314 | 1590 | 534 | 1049 | 377 | 2452 | 470 | 13333 | 3478 |

Source: 2018 NCCE

Table 5. 15: Federal Colleges of Education: Distribution of Academic Staff by State, Institution and Gender: 2017/2018

| S/NO | STATE | FCE OBUDU | | FCE OKENE | | FCE (T) OMOKU | | ADEYEMI COE ONDO | | FCE(S) OYO | | FCE PANKSHIN | | FCE(T) POTISKUM | | FCE(T) UMUNZE | | FCE YOLA | | FCE ZARIA | | AICOE OWERRI | | TOTAL | | |
|------|--------------|-----------|----|-----------|---|---------------|---|------------------|---|------------|-----|--------------|----|-----------------|---|---------------|-----|----------|---|-----------|---|--------------|---|-------|------|-----|
| | | MF | F | MF | F | MF | F | MF | F | MF | F | MF | F | MF | F | MF | F | MF | F | MF | F | MF | F | MF | F | MF |
| 1 | ABIA | 13 | 4 | | | | | | | 5 | 3 | 4 | 3 | | | 4 | 2 | | | | | | | | 26 | 12 |
| 2 | ADAMAWA | | | | | | | | | | | | | | | | | | | | | | | | 0 | 0 |
| 3 | AKWA IBOM | 11 | 4 | | | | | | | 1 | | 2 | 0 | | | | | | | | | | | | 14 | 4 |
| 4 | ANAMBRA | 12 | 6 | | | | | | | 4 | 1 | 8 | 2 | | | 232 | 153 | | | | | | | | 256 | 162 |
| 5 | BAUCHI | | | | | | | | | | | 7 | 1 | | | | | | | | | | | | 7 | 1 |
| 6 | BAYELSA | | | | | | | | | 1 | 1 | | | | | | | | | | | | | | 1 | 1 |
| 7 | BENUE | 27 | 3 | | | | | | | 6 | 1 | 11 | 2 | | | 3 | | | | | | | | | 47 | 6 |
| 8 | BORNO | 3 | | | | | | | | 1 | 1 | 1 | | | | 1 | | | | | | | | | 6 | 1 |
| 9 | CROSS RIVERS | 219 | 49 | | | | | | | 1 | 0 | 4 | 2 | | | | | | | | | | | | 224 | 51 |
| 10 | DELTA | 3 | 1 | | | | | | | 12 | 5 | 2 | 2 | | | | | | | | | | | | 17 | 8 |
| 11 | EBONYI | | | | | | | | | | | | | | | 3 | 3 | | | | | | | | 3 | 3 |
| 12 | EDO | 1 | | | | | | | | 12 | 6 | 2 | 1 | | | 1 | | | | | | | | | 16 | 7 |
| 13 | EKITI | 1 | | | | | | | | 23 | 15 | 3 | | | | | | | | | | | | | 27 | 15 |
| 14 | ENUGU | 4 | | | | | | | | 5 | 2 | 6 | 4 | | | 10 | 4 | | | | | | | | 25 | 10 |
| 15 | GOMBE | | | | | | | | | | | 1 | | | | | | | | | | | | | 1 | 0 |
| 16 | IMO | 30 | 17 | | | | | | | 13 | 8 | 9 | 4 | | | 23 | 14 | | | | | | | | 75 | 43 |
| 17 | JIGAWA | | | | | | | | | | | 2 | | | | | | | | | | | | | 2 | 0 |
| 18 | KADUNA | | | | | | | | | 1 | | 7 | | | | 2 | | | | | | | | | 10 | 0 |
| 19 | KANO | 3 | 1 | | | | | | | 3 | | | 1 | | | 1 | | | | | | | | | 7 | 2 |
| 20 | KATSINA | | | | | | | | | | | 1 | | | | | | | | | | | | | 1 | 0 |
| 21 | KEBBI | | | | | | | | | | | | | | | | | | | | | | | | 0 | 0 |
| 22 | KOGI | 4 | 1 | | | | | | | 4 | 2 | 8 | | | | | | | | | | | | | 16 | 3 |
| 23 | KWARA | 4 | | | | | | | | 28 | 9 | 3 | | | | | | | | | | | | | 35 | 9 |
| 24 | LAGOS | | | | | | | | | 11 | 4 | | | | | | | | | | | | | | 11 | 4 |
| 25 | NASSARAWA | | | | | | | | | 2 | 2 | 10 | | | | | | | | | | | | | 12 | 2 |
| 26 | NIGER | 2 | | | | | | | | 1 | | | | | | 3 | | | | | | | | | 6 | 0 |
| 27 | OGUN | | | | | | | | | 26 | 13 | 1 | | | | | | | | | | | | | 27 | 13 |
| 28 | ONDO | 2 | | | | | | | | 18 | 6 | 1 | | | | 2 | 1 | | | | | | | | 23 | 7 |
| 29 | OSUN | 1 | | | | | | | | 62 | 22 | 7 | 2 | | | 1 | | | | | | | | | 71 | 24 |
| 30 | OYO | 4 | | | | | | | | 169 | 69 | 5 | | | | | | | | | | | | | 178 | 69 |
| 31 | PLATEAU | | | | | | | | | 2 | | 264 | 68 | | | | | | | | | | | | 266 | 68 |
| 32 | RIVERS | 1 | | | | | | | | 1 | | 1 | | | | | | | | | | | | | 3 | 0 |
| 33 | SOKOTO | | | | | | | | | | | | | | | | | | | | | | | | 0 | 0 |
| 34 | TARABA | 4 | 1 | | | | | | | | | 5 | 1 | | | | | | | | | | | | 9 | 2 |
| 35 | YOBE | | | | | | | | | | | 1 | | | | | | | | | | | | | 1 | 0 |
| 36 | ZAMFARA | | | | | | | | | 1 | | | | | | | | | | | | | | | 1 | 0 |
| 37 | FCT-ABUJA | | | | | | | | | 5 | | | | | | | | | | | | | | | 5 | 0 |
| 38 | NON-NIGERIAN | | | | | | | | | | | | | | | | | | | | | | | | 0 | 0 |
| | TOTAL | 349 | 87 | 0 | 0 | 0 | 0 | 0 | 0 | 418 | 170 | 376 | 93 | 0 | 0 | 286 | 177 | 0 | 0 | 0 | 0 | 0 | 0 | 0 | 1429 | 527 |

Table 5. 16: Federal Colleges of Education: Distribution of Academic Staff by State, Institution and Gender: 2017/2018

| S/NO | STATE | FCE ABEOKUTA | | FCE (T) AKOKA | | FCE (T) ASABA | | FCE(T) BICHI | | FCE EHA-AMUFU | | FCE(T) GOMBE | | FCE(T) GUSAU | | FCE KANO | | FCE KATSINA | | FCE KONTAGORA | | TOTAL | |
|------|--------------|--------------|------------|---------------|----------|---------------|------------|--------------|----------|---------------|----------|--------------|-----------|--------------|-----------|----------|----------|-------------|-----------|---------------|-----------|-------------|------------|
| | | MF | F | MF | F | MF | F | MF | F | MF | F | MF | F | MF | F | MF | F | MF | F | MF | F | MF | F |
| | | 1 | ABIA | | | | | 8 | 2 | | | | | 4 | 2 | 5 | 3 | | | 1 | 1 | 3 | 1 |
| 2 | ADAMAWA | | | | | 0 | 0 | | | | | 7 | 3 | | | | | | | 1 | | 8 | 3 |
| 3 | AKWA IBOM | | | | | 3 | 2 | | | | | 1 | | 4 | 1 | | | 3 | 2 | 2 | | 13 | 5 |
| 4 | ANAMBRA | | | | | 43 | 31 | | | | | 4 | 4 | 5 | 4 | | | 2 | 1 | 6 | 4 | 60 | 44 |
| 5 | BAUCHI | | | | | 1 | | | | | | 7 | | 1 | | | | | | | | 9 | 0 |
| 6 | BAYELSA | | | | | | | | | | | | | | | | | | | | | 0 | 0 |
| 7 | BENUE | | | | | 6 | 3 | | | | | 7 | | 4 | 1 | | | 4 | 1 | 11 | 1 | 32 | 6 |
| 8 | BORNO | | | | | | | | | | | 15 | 6 | 3 | | | | 5 | 2 | 4 | | 27 | 8 |
| 9 | CROSS RIVERS | | | | | 1 | 1 | | | | | 1 | 1 | | | | | 1 | | 3 | | 6 | 2 |
| 10 | DELTA | | | | | 192 | 99 | | | | | 2 | 1 | 2 | | | | 1 | 1 | 5 | 2 | 202 | 103 |
| 11 | EBONYI | | | | | 5 | 3 | | | | | | | | | | | 0 | 0 | 1 | 0 | 6 | 3 |
| 12 | EDO | | | | | 31 | 11 | | | | | 2 | 1 | 3 | 3 | | | 2 | 0 | 6 | 1 | 44 | 16 |
| 13 | EKITI | | | | | 4 | 3 | | | | | | | 3 | 1 | | | 1 | 1 | 1 | 0 | 9 | 5 |
| 14 | ENUGU | | | | | 3 | 2 | | | | | 1 | 1 | | | | | 3 | 0 | 9 | 3 | 16 | 6 |
| 15 | GOMBE | | | | | | | | | | | 174 | 35 | | | | | 1 | | | | 175 | 35 |
| 16 | IMO | | | | | 23 | 13 | | | | | 9 | 4 | 4 | 2 | | | 5 | 2 | 9 | 5 | 50 | 26 |
| 17 | JIGAWA | | | | | | | | | | | 1 | 0 | | | | | 3 | 1 | | | 4 | 1 |
| 18 | KADUNA | | | | | 8 | 1 | | | | | 5 | | 16 | 4 | | | 6 | 1 | 15 | 2 | 50 | 8 |
| 19 | KANO | | | | | | | | | | | 0 | | 5 | | | | 4 | 2 | | | 9 | 2 |
| 20 | KATSINA | | | | | | | | | | | 1 | | 9 | 1 | | | 137 | 21 | 2 | | 149 | 22 |
| 21 | KEBBI | | | | | | | | | | | | | 24 | 8 | | | 5 | 0 | 4 | 0 | 33 | 8 |
| 22 | KOGI | | | | | 7 | 2 | | | | | 2 | | 12 | 2 | | | 18 | 4 | 22 | 9 | 61 | 17 |
| 23 | KWARA | | | | | 5 | 1 | | | | | 5 | | 20 | 7 | | | 10 | 3 | 35 | 7 | 75 | 18 |
| 24 | LAGOS | | | | | 1 | | | | | | 3 | 1 | | | | | 1 | 0 | 1 | 1 | 6 | 2 |
| 25 | NASSARAWA | | | | | | | | | | | 2 | 1 | 4 | | | | | | | | 6 | 1 |
| 26 | NIGER | | | | | 4 | | | | | | 1 | | 11 | 2 | | | 15 | 2 | 98 | 22 | 129 | 26 |
| 27 | OGUN | | | | | 2 | 1 | | | | | | | 4 | 2 | | | | | 3 | | 9 | 3 |
| 28 | ONDO | | | | | 7 | 3 | | | | | 1 | | 6 | 3 | | | 1 | 1 | 2 | | 17 | 7 |
| 29 | OSUN | 274 | 129 | | | 8 | 2 | | | | | 1 | 1 | 3 | 1 | | | 9 | 3 | 9 | 3 | 304 | 139 |
| 30 | OYO | | | | | 3 | | | | | | 7 | 2 | 5 | 1 | | | 8 | 2 | 18 | 4 | 41 | 9 |
| 31 | PLATEAU | | | | | | | | | | | 2 | 1 | 2 | 1 | | | 1 | | 3 | | 8 | 2 |
| 32 | RIVERS | | | | | 2 | | | | | | | | | | | | | | 7 | 3 | 9 | 3 |
| 33 | SOKOTO | | | | | | | | | | | | | 9 | 1 | | | 1 | | 3 | | 13 | 1 |
| 34 | TARABA | | | | | | | | | | | 3 | | | | | | | | | | 3 | 0 |
| 35 | YOBE | | | | | | | | | | | 5 | | | | | | | | 1 | 1 | 6 | 1 |
| 36 | ZAMFARA | | | | | | | | | | | 1 | 1 | 86 | 19 | | | 2 | | | | 89 | 20 |
| 37 | FCT-ABUJA | | | | | | | | | | | | | | | | | | | | | 0 | 0 |
| 38 | NON-NIGERIAN | | | | | | | | | | | | | | | | | | | | | 0 | 0 |
| | TOTAL | 274 | 129 | 0 | 0 | 367 | 180 | 0 | 0 | 0 | 0 | 274 | 65 | 250 | 67 | 0 | 0 | 250 | 51 | 284 | 69 | 1699 | 561 |

Source: 2018 NCCE

Table 5. 17: State and Private Colleges of Education: Distribution of Academic Staff by State, Institution and Gender: 2017/2018

| S/NO | STATE | COE AFAHA-NSIT | | COE AGBOR | | COE AKAMKPA | | COE AKWANGA | | COE ANKPA | | A.A.COE ARGUNGU | | COE (T) AROCHUKWU | | COE AZARE | | UIECESBAMA | | COE BILLIRI | | IKDOE DUTSIN MA | | | TOTAL | | |
|------|--------------|----------------|----------|------------|-----------|-------------|-----------|-------------|----------|-----------|----------|-----------------|----------|-------------------|----------|------------|-----------|------------|----------|-------------|----------|-----------------|-----------|-------------|------------|-----|----|
| | | MF | F | MF | F | MF | F | MF | F | MF | F | MF | F | MF | F | MF | F | MF | F | MF | F | MF | F | MF | F | MF | F |
| 1 | ABIA | | | | | | | | | | | | | | | 2 | 1 | | | | | | | 1 | 0 | 3 | 1 |
| 2 | ADAMAWA | | | | | | | | | | | | | | | 1 | 1 | | | | | | | | | 1 | 1 |
| 3 | AKWA-IBOM | | | | | | | | | | | | | | | | | | | | | | | | | 0 | 0 |
| 4 | ANAMBRA | | | | | | | | | | | | | | | 3 | 2 | | | | | | | 2 | | 5 | 2 |
| 5 | BAUCHI | | | | | | | | | | | | | | | 497 | 58 | | | | | | | | | 497 | 58 |
| 6 | BAYELSA | | | | | | | | | | | | | | | | | | | | | | | | | 0 | 0 |
| 7 | BENUE | | | | | | | | | | | | | | | 4 | 1 | | | | | | | | | 4 | 1 |
| 8 | BORNO | | | | | | | | | | | | | | | 6 | | | | | | | | | | 6 | 0 |
| 9 | CROSS RIVERS | | | | | 194 | 43 | | | | | | | | | | | | | | | | | | | 194 | 43 |
| 10 | DELTA | | | 269 | 84 | | | | | | | | | | | 1 | 1 | | | | | | | 1 | | 270 | 86 |
| 11 | EBONYI | | | | | | | | | | | | | | | | | | | | | | 1 | | | 1 | 0 |
| 12 | EDO | | | | | | | | | | | | | | | 2 | | | | | | | | | | 2 | 0 |
| 13 | EKITI | | | | | | | | | | | | | | | 1 | 1 | | | | | | | | | 1 | 1 |
| 14 | ENUGU | | | | | | | | | | | | | | | | | | | | | | | | | 0 | 0 |
| 15 | GOMBE | | | | | | | | | | | | | | | 4 | 1 | | | | | | | | | 4 | 1 |
| 16 | IMO | | | | | | | | | | | | | | | 5 | 3 | | | | | | | | | 5 | 3 |
| 17 | JIGAWA | | | | | | | | | | | | | | | 1 | | | | | | | | | | 1 | 0 |
| 18 | KADUNA | | | | | | | | | | | | | | | 2 | 2 | | | | | | | | | 2 | 2 |
| 19 | KANO | | | | | | | | | | | | | | | 1 | 1 | | | | | | | | | 1 | 1 |
| 20 | KATSINA | | | | | | | | | | | | | | | | | | | | | | 220 | 15 | 220 | 15 | |
| 21 | KEBBI | | | | | | | | | | | 135 | 7 | | | 1 | | | | | | | | | | 136 | 7 |
| 22 | KOGI | | | | | | | | | | | | | | | 8 | 4 | | | | | | 1 | 1 | | 9 | 5 |
| 23 | KWARA | | | | | | | | | | | 2 | | | | 5 | 2 | | | | | | 2 | | | 9 | 2 |
| 24 | LAGOS | | | | | | | | | | | | | | | 1 | 1 | | | | | | 1 | | | 2 | 1 |
| 25 | NASSARAWA | | | | | | | | | | | | | | | 2 | 0 | | | | | | 0 | 0 | | 2 | 0 |
| 26 | NIGER | | | | | | | | | | | | | | | | | | | | | | | | | 0 | 0 |
| 27 | OGUN | | | | | | | | | | | | | | | 2 | 2 | | | | | | | | | 2 | 2 |
| 28 | ONDO | | | | | | | | | | | | | | | 1 | | | | | | | | | | 1 | 0 |
| 29 | OSUN | | | | | | | | | | | | | | | 7 | | | | | | | | | | 7 | 0 |
| 30 | OYO | | | | | | | | | | | 1 | | | | 5 | | | | | | | | | | 6 | 0 |
| 31 | PLATEAU | | | | | | | | | | | | | | | 4 | 1 | | | | | | 1 | | | 5 | 1 |
| 32 | RIVERS | | | | | | | | | | | | | | | | | | | | | | | | | 0 | 0 |
| 33 | SOKOTO | | | | | | | | | | | | | | | | | | | | | | | | | 0 | 0 |
| 34 | TARABA | | | | | | | | | | | | | | | | | | | | | | | | | 0 | 0 |
| 35 | YOBE | | | | | | | | | | | | | | | 1 | | | | | | | | | | 1 | 0 |
| 36 | ZAMFARA | | | | | | | | | | | | | | | | | | | | | | | | | 0 | 0 |
| 37 | FCT-ABUJA | | | | | | | | | | | | | | | | | | | | | | | | | 0 | 0 |
| 38 | NON-NIGERIAN | | | | | | | | | | | | | | | 1 | | | | | | | | | | 1 | 0 |
| 39 | TOTAL | 28 | 0 | 269 | 84 | 194 | 43 | 0 | 0 | 0 | 0 | 138 | 7 | 0 | 0 | 568 | 82 | 0 | 0 | 0 | 0 | 229 | 17 | 1426 | 233 | | |

Table 5. 18: State and Private Colleges of Education: Distribution of Academic Staff by State, Institution and Gender: 2017/2018

| S/NO | STATE | COE EKIADOLOR | | ES COE ENUGU | | MOCOPEDEPE | | USCOE GASHUA | | COE GIDAN WAYA | | COE GINDIRI | | COE GUMEL | | COE HONG | | TASCE IJEBU OMU | | COE IKERE EKITI | | COE ILA ORANGUN | | TOTAL | |
|------|--------------|---------------|-----------|--------------|-----------|------------|-----------|--------------|-----------|----------------|------------|-------------|-----------|------------|-----------|------------|-----------|-----------------|-----------|-----------------|-----------|-----------------|-----------|-------------|------------|
| | | MF | F | MF | F | MF | F | MF | F | MF | F | MF | F | MF | F | MF | F | MF | F | MF | F | MF | F | MF | F |
| 1 | ABIA | 2 | 2 | | | | | 6 | 1 | | | | | | | | | | | | | | | 8 | 3 |
| 2 | ADAMAWA | | | | | | | 4 | | | | | | | | 245 | 52 | | | | | | | 249 | 52 |
| 3 | AKWA IBOM | | | | | | | 1 | | | | | | | | 2 | | | | 1 | | | | 4 | 0 |
| 4 | ANAMBRA | | | | | | | 1 | | | | | | | | | | 1 | | 2 | 2 | | | 4 | 2 |
| 5 | BAUCHI | 1 | 1 | | | | | 1 | | 2 | 1 | | | | | 1 | 1 | | | | | | | 5 | 3 |
| 6 | BAYELSA | | | | | | | | | | | | | | | | | | | | | | | 0 | 0 |
| 7 | BENUE | | | | | | | 3 | | | | | | | | 7 | 3 | | | | | | | 10 | 3 |
| 8 | BORNO | | | | | | | 24 | 1 | | | | | 1 | | 7 | 2 | | | | | | | 32 | 3 |
| 9 | CROSS RIVERS | | | | | | | | | 1 | 1 | | | | | 2 | 2 | | | 1 | 1 | | | 4 | 4 |
| 10 | DELTA | 1 | | | | | | 1 | | | | | | | | | | | | 2 | 1 | | | 4 | 1 |
| 11 | EBONYI | | | | | | | 1 | | 1 | | | | | | | | | | | | | | 2 | 0 |
| 12 | EDO | 119 | 55 | | | | | | | 2 | | | | 2 | | | | | | 4 | | | | 127 | 55 |
| 13 | EKITI | | | | | | | 3 | 1 | | | 1 | 1 | | | | | 1 | 0 | 208 | 65 | | | 213 | 67 |
| 14 | ENUGU | 43 | 18 | 76 | 18 | | | | | | | | | | 2 | 2 | | | 1 | 1 | | | 122 | 39 | |
| 15 | GOMBE | | | | | | | | | | | | | | | | | | | | | | | 0 | 0 |
| 16 | IMO | | | | | | | | | | | | | 2 | | | | 2 | | 1 | 1 | | | 5 | 1 |
| 17 | JIGAWA | | | | | | | | | | | 1 | 1 | 214 | 13 | | | | | | | | | 215 | 14 |
| 18 | KADUNA | | | | | | | | | 452 | 119 | | | 3 | 1 | 2 | | | | | | | | 457 | 120 |
| 19 | KANO | | | | | | | 1 | | | | | | 3 | | | | | | 1 | | | | 5 | 0 |
| 20 | KATSINA | | | | | | | | | 1 | | | | | | | | | | | | | | 1 | 0 |
| 21 | KEBBI | | | | | | | | | | | | | | | | | | | | | | | 0 | 0 |
| 22 | KOGI | 3 | | | | | | 4 | 1 | 1 | | | | | | | | 1 | | 1 | 1 | | | 10 | 2 |
| 23 | KWARA | 1 | | | | | | 1 | | 1 | | | | 1 | | | | 1 | 1 | 1 | | 1 | 1 | 7 | 2 |
| 24 | LAGOS | 1 | 1 | | | 136 | 41 | | | | | | | 1 | 1 | | | 9 | 4 | | | | | 147 | 47 |
| 25 | NASSARAWA | 0 | | | | | | | | 5 | | | | | | | | | | | | | | 5 | 0 |
| 26 | NIGER | | | | | | | 1 | | | | | | | | | | | | 1 | | | | 2 | 0 |
| 27 | OGUN | 1 | 1 | | | | | | | | | | | | | | | 149 | 54 | 2 | 1 | | | 152 | 56 |
| 28 | ONDO | | | | | | | 1 | | | | | | 1 | | | | 3 | 2 | 41 | 14 | | | 46 | 16 |
| 29 | OSUN | 1 | 1 | | | | | 2 | | | | | | 1 | | | | 5 | | 5 | | 130 | 26 | 144 | 27 |
| 30 | OYO | 5 | | | | | | | | 3 | 3 | 1 | | 1 | | | | 5 | 1 | 5 | | | | 20 | 4 |
| 31 | PLATEAU | | | | | | | | | | | 205 | 55 | | | | | | | | | | | 205 | 55 |
| 32 | RIVERS | 3 | | | | | | | | | | | | | | | | | | | | | | 3 | 0 |
| 33 | SOKOTO | | | | | | | | | | | | | | | | | | | | | | | 0 | 0 |
| 34 | TARABA | | | | | | | | | | | | | | | | | | | | | | | 3 | 0 |
| 35 | YOBE | | | | | | | 261 | 21 | | | | | | | | 3 | | | | | | | 261 | 21 |
| 36 | ZAMFARA | | | | | | | | | 1 | 1 | | | | | | | | | | | | | 1 | 1 |
| 37 | FCT-ABUJA | | | | | | | | | | | | | | | | | | | | | | | 0 | 0 |
| 38 | NON-NIGERIAN | | | | | | | 7 | | | | | | | | | | | | | | | | 7 | 0 |
| | TOTAL | 181 | 79 | 76 | 18 | 136 | 41 | 322 | 25 | 471 | 125 | 208 | 57 | 230 | 15 | 271 | 62 | 177 | 62 | 277 | 87 | 131 | 27 | 2480 | 598 |

Table 5. 19: State and Private Colleges of Education: Distribution of Academic Staff by State, Institution and Gender: 2017/2018

| S/NO | STATE | COE ILESHA | | ESCOE IKWO | | COE ILORIN | | COE IGUEBEN | | COE (T) KABBA | | COE KATSINA ALA | | SRCOE KUMBOTSO | | COE(T) LAFIAGI | | KICOE MAIDUGURI | | DELAE COE IBADAN | | COE MARU | | TOTAL | |
|------|--------------|------------|-----------|------------|-----------|------------|----------|-------------|----------|---------------|-----------|-----------------|----------|----------------|----------|----------------|----------|-----------------|-----------|------------------|----------|----------|----------|------------|------------|
| | | MF | F | MF | F | MF | F | MF | F | MF | F | MF | F | MF | F | MF | F | MF | F | MF | F | MF | F | MF | F |
| 1 | ABIA | | | | | | | | | | | | | | | | | 1 | | | | | | 1 | 0 |
| 2 | ADAMAWA | | | | | | | | | | | | | | | | | | | | | | | 0 | 0 |
| 3 | AKWA IBOM | | | | | | | | | | | | | | | | | | | | | | | 0 | 0 |
| 4 | ANAMBRA | | | | | | | | | | | | | | | | | | | | | | | 0 | 0 |
| 5 | BAUCHI | | | | | | | | | | | | | | | | | | | | | | | 0 | 0 |
| 6 | BAYELSA | | | | | | | | | | | | | | | | | | | | | | | 0 | 0 |
| 7 | BENUE | | | | | | | | | | | | | | | | | | | | | | | 0 | 0 |
| 8 | BORNO | | | | | | | | | | | | | | | | | 189 | 64 | | | | | 189 | 64 |
| 9 | CROSS RIVERS | | | | | | | | | | | | | | | | | | | | | | | 0 | 0 |
| 10 | DELTA | | | | | | | | | | | | | | | | | | | | | | | 0 | 0 |
| 11 | EBONYI | | | 174 | 37 | | | | | | | | | | | | | | | | | | | 174 | 37 |
| 12 | EDO | | | | | | | | | | | | | | | | | | | | | | | 0 | 0 |
| 13 | EKITI | 1 | | | | | | | | | | | | | | | | | | | | | | 1 | 0 |
| 14 | ENUGU | 1 | 1 | 4 | 3 | | | | | | | | | | | | | | | | | | | 5 | 4 |
| 15 | GOMBE | | | | | | | | | | | | | | | | | | | | | | | 0 | 0 |
| 16 | IMO | 1 | | 2 | 1 | | | | | | | | | | | | | 2 | 1 | | | | | 5 | 2 |
| 17 | JIGAWA | | | | | | | | | | | | | | | | | | | | | | | 0 | 0 |
| 18 | KADUNA | | | | | | | | | | | | | | | | | | | | | | | 0 | 0 |
| 19 | KANO | | | | | | | | | | | | | | | | | | | | | | | 0 | 0 |
| 20 | KATSINA | | | | | | | | | | | | | | | | | | | | | | | 0 | 0 |
| 21 | KEBBI | | | | | | | | | | | | | | | | | | | | | | | 0 | 0 |
| 22 | KOGI | | | | | | | | | 89 | 18 | | | | | | | 1 | 1 | | | | | 90 | 19 |
| 23 | KWARA | | | | | | | | | | | | | | | | | 1 | | | | | | 1 | 0 |
| 24 | LAGOS | | | | | | | | | | | | | | | | | | | | | | | 0 | 0 |
| 25 | NASSARAWA | | | | | | | | | | | | | | | | | | | | | | | 0 | 0 |
| 26 | NIGER | | | | | | | | | | | | | | | | | | | | | | | 0 | 0 |
| 27 | OGUN | 119 | 35 | | | | | | | | | | | | | | | | | | | | | 119 | 35 |
| 28 | ONDO | | | | | | | | | | | | | | | | | 1 | 1 | | | | | 1 | 1 |
| 29 | OSUN | | | | | | | | | 1 | | | | | | | | 1 | 1 | | | | | 2 | 1 |
| 30 | OYO | | | | | | | | | | | | | | | | | | | | | | | 0 | 0 |
| 31 | PLATEAU | | | | | | | | | | | | | | | | | | | | | | | 0 | 0 |
| 32 | RIVERS | | | | | | | | | | | | | | | | | | | | | | | 0 | 0 |
| 33 | SOKOTO | | | | | | | | | | | | | | | | | | | | | | | 0 | 0 |
| 34 | TARABA | | | | | | | | | | | | | | | | | 1 | 1 | | | | | 1 | 1 |
| 35 | YOBE | | | | | | | | | | | | | | | | | 3 | 1 | | | | | 3 | 1 |
| 36 | ZAMFARA | | | | | | | | | | | | | | | | | | | | | | | 0 | 0 |
| 37 | FCT-ABUJA | | | | | | | | | | | | | | | | | | | | | | | 0 | 0 |
| 38 | NON-NIGERIAN | | | | | | | | | | | | | | | | | | | | | | | 0 | 0 |
| | TOTAL | 122 | 36 | 180 | 41 | 0 | 0 | 0 | 0 | 90 | 18 | 0 | 0 | 0 | 0 | 0 | 0 | 200 | 70 | 0 | 0 | 0 | 0 | 592 | 165 |

Table 5. 20: State and Private Colleges of Education: Distribution of Academic Staff by State, Institution and Gender: 2017/2018

| S/NO | STATE | COE MINNA | | COPE MOSOGAR | | NOCOE NSUGBE | | COE OJU | | IJB COE SAGBAMA | | COE ORO | | AOCOE OTO IJANIKIN | | EACOE OYO | | COE P/HARCOURT | | SSCOE SOKOTO | | COE WAKA BIU | | TOTAL | | |
|------|--------------|------------|-----------|--------------|-----------|--------------|------------|------------|-----------|-----------------|-----------|------------|-----------|--------------------|-----------|-----------|----------|----------------|----------|--------------|----------|--------------|------------|-----------|-------------|------------|
| | | MF | F | MF | F | MF | F | MF | F | MF | F | MF | F | MF | F | MF | F | MF | F | MF | F | MF | F | MF | F | |
| 1 | ABIA | | | | | | | | | | | | | 2 | 2 | | | | | | | | | 2 | 2 | |
| 2 | ADAMAWA | | | | | | | | | | | | | | | | | | | | | | | 0 | 0 | |
| 3 | AKWA IBOM | | | | | | | 1 | 1 | | | | | 2 | 1 | | | | | | | 1 | | 4 | 2 | |
| 4 | ANAMBRA | | | | | 237 | 138 | | | | | | | 1 | 1 | | | | | | | | | 238 | 139 | |
| 5 | BAUCHI | | | | | | | | | | | | | | | | | | | | | | | 0 | 0 | |
| 6 | BAYELSA | | | | | | | | | 162 | 50 | | | | | | | | | | | | | 162 | 50 | |
| 7 | BENUE | | | | | | | 337 | 72 | | | | | | | | | | | | | | | 337 | 72 | |
| 8 | BORNO | | | | | | | | | | | | | | | | | | | | | 116 | 13 | 116 | 13 | |
| 9 | CROSS RIVERS | | | | | | | | | | | | | | | | | | | | | 1 | 1 | 1 | 1 | |
| 10 | DELTA | | | 153 | 62 | | | 1 | | 1 | | | | 5 | 1 | | | | | | | | | 160 | 63 | |
| 11 | EBONYI | | | | | 1 | | | | | | | | | | | | | | | | | | 1 | 0 | |
| 12 | EDO | | | | | | | | | | | | | 7 | 3 | | | | | | | 1 | | 8 | 3 | |
| 13 | EKITI | | | | | | | | | | | | | 8 | 1 | | | | | | | | | 8 | 1 | |
| 14 | ENUGU | | | | | 5 | 2 | | | | | | | 4 | 2 | | | | | | | | | 9 | 4 | |
| 15 | GOMBE | | | | | | | | | | | | | | | | | | | | | | | 0 | 0 | |
| 16 | IMO | | | | | 5 | 3 | 1 | | | | | | 4 | 1 | | | | | | | 1 | | 11 | 4 | |
| 17 | JIGAWA | | | | | | | | | | | | | 1 | | | | | | | | | | 1 | 0 | |
| 18 | KADUNA | | | | | | | | | | | | | 2 | | | | | | | | | | 2 | 0 | |
| 19 | KANO | | | | | | | | | | | | | | | | | | | | | | | 0 | 0 | |
| 20 | KATSINA | | | | | | | | | | | | | 1 | | | | | | | | | | 1 | 0 | |
| 21 | KEBBI | | | | | | | | | | | | | | | | | | | | | | | 0 | 0 | |
| 22 | KOGI | | | | | | | | | 1 | 1 | | | 3 | 1 | | | | | | | | | 4 | 2 | |
| 23 | KWARA | | | | | | | | | 1 | | 112 | 12 | 3 | 2 | | | | | | | | | 116 | 14 | |
| 24 | LAGOS | | | | | | | | | | | | | 119 | 27 | | | | | | | | | 119 | 27 | |
| 25 | NASSARAWA | | | | | | | | | | | | | | | | | | | | | | | 0 | 0 | |
| 26 | NIGER | 288 | 73 | | | | | | | | | | | | | | | | | | | | | 288 | 73 | |
| 27 | OGUN | | | | | | | | | | | | | 42 | 14 | | | | | | | | | 42 | 14 | |
| 28 | ONDO | | | | | 1 | | | | 1 | | | | 13 | 3 | | | | | | | 1 | | 16 | 3 | |
| 29 | OSUN | | | | | 1 | | | | | | | | 25 | 6 | | | | | | | | | 26 | 6 | |
| 30 | OYO | | | | | | | | | 1 | | | | 31 | 11 | | | | | | | | | 32 | 11 | |
| 31 | PLATEAU | | | | | | | | | | | | | | | | | | | | | | | 0 | 0 | |
| 32 | RIVERS | | | | | | | | | 1 | 1 | | | | | | | | | | | | | 1 | 1 | |
| 33 | SOKOTO | | | | | | | | | | | | | 1 | | | | | | | | | | 1 | 0 | |
| 34 | TARABA | | | | | | | | | | | | | | | | | | | | | | | 0 | 0 | |
| 35 | YOBE | | | | | | | | | | | | | | | | | | | | | | | 0 | 0 | |
| 36 | ZAMFARA | | | | | | | | | | | | | | | | | | | | | | | 0 | 0 | |
| 37 | FCT-ABUJA | | | | | | | | | | | | | | | | | | | | | | | 0 | 0 | |
| 38 | NON-NIGERIAN | | | | | | | | | | | | | | | | | | | | | | | 0 | 0 | |
| | TOTAL | 288 | 73 | 153 | 62 | 250 | 143 | 340 | 73 | 168 | 52 | 112 | 12 | 274 | 76 | 0 | 0 | 0 | 0 | 0 | 0 | 0 | 121 | 14 | 1706 | 505 |

Table 5. 21: State and Private Colleges of Education: Distribution of Academic Staff by State, Institution and Gender: 2017/2018

| S/NO | STATE | COE WARRI | | COE ZING | | FCT COE ZUBA | | NASE ILORIN | | AFRICAN C. COE AGEGE | | IPERE COE AGYARAGU | | APA COE AIDOGODO | | HILL COE AKWANGA | | ST. AUG COE AKOKA | | AICOE ANKPA | | UCOE ADOKA | | TOTAL | |
|------|--------------|-----------|----------|------------|------------|--------------|----------|-------------|-----------|----------------------|-----------|--------------------|----------|------------------|----------|------------------|-----------|-------------------|-----------|-------------|----------|------------|----------|------------|------------|
| | | MF | F | MF | F | MF | F | MF | F | MF | F | MF | F | MF | F | MF | F | MF | F | MF | F | MF | F | MF | F |
| 1 | ABIA | | | 1 | | | | 8 | 3 | 1 | | 2 | | | | | | 3 | 2 | | | | | 15 | 5 |
| 2 | ADAMAWA | | | | | | | 6 | | | | | | | | | | | | | | | | 6 | 0 |
| 3 | AKWA IBOM | | | | | | | 11 | 3 | | | | | | | | | | | | | | | 11 | 3 |
| 4 | ANAMBRA | | | 2 | 1 | | | 6 | 1 | | | 1 | | | | 4 | | 9 | 2 | | | | | 22 | 4 |
| 5 | BAUCHI | | | | | | | 3 | 2 | | | 1 | | | | | | | | | | | | 4 | 2 |
| 6 | BAYELSA | | | | | | | 3 | 2 | | | | | | | | | | | | | | | 3 | 2 |
| 7 | BENUE | | | | | | | 9 | 2 | | | 6 | 2 | | | 11 | 1 | 1 | | | | 51 | 1 | 78 | 6 |
| 8 | BORNO | | | | | | | 6 | 3 | | | | | | | | | | | | | | | 6 | 3 |
| 9 | CROSS RIVERS | | | | | | | 7 | 1 | | | 1 | | | | | | | | | | | | 8 | 1 |
| 10 | DELTA | | | 248 | 97 | | | 4 | 1 | 1 | | | | | 3 | 1 | 4 | | | | 1 | | 261 | 99 | |
| 11 | EBONYI | | | | | | | 3 | 1 | | | | | | | | | 1 | | | | | | 4 | 1 |
| 12 | EDO | | | 13 | 5 | | | 5 | 1 | | | 1 | | | | | | 5 | 3 | | | | | 24 | 9 |
| 13 | EKITI | | | 1 | | | | 11 | 2 | 13 | 4 | | | | | | | 1 | 1 | | | | | 26 | 7 |
| 14 | ENUGU | | | | | | | 4 | 1 | | | 1 | | | | 5 | | | | | 1 | | | 11 | 1 |
| 15 | GOMBE | | | | | | | 4 | 1 | | | | | | | | | | | | | | | 4 | 1 |
| 16 | IMO | | | | | | | 5 | 2 | | | 1 | | | | | | 3 | 3 | | | | | 9 | 5 |
| 17 | JIGAWA | | | | | | | 5 | 2 | | | | | | | | | | | | | | | 5 | 2 |
| 18 | KADUNA | | | | | | | 1 | 1 | | | 6 | 1 | | | 9 | 1 | | | | | | | 16 | 3 |
| 19 | KANO | | | | | | | 6 | 2 | | | | | | | | | | | | | | | 6 | 2 |
| 20 | KATSINA | | | | | | | 3 | 1 | | | | | | | | | | | | | | | 3 | 1 |
| 21 | KEBBI | | | | | | | 2 | 1 | | | | | | | | | | | | | | | 2 | 1 |
| 22 | KOGI | | | | | | | 1 | 1 | | | 1 | | | | | | 2 | 2 | | | 4 | | 8 | 3 |
| 23 | KWARA | | | | | | | 7 | 4 | | | | | | | 1 | | | | | | | | 8 | 4 |
| 24 | LAGOS | | | | | | | 2 | 1 | 1 | | 1 | | | | 2 | 1 | 2 | 1 | | | 1 | 1 | 9 | 4 |
| 25 | NASSARAWA | | | | | | | 1 | | | | 76 | 6 | | | 47 | 14 | | | | | | | 124 | 20 |
| 26 | NIGER | | | | | | | 3 | | | | | | | | | | | | | | | | 3 | 0 |
| 27 | OGUN | | | | | | | 1 | 1 | 15 | 8 | | | | | | | 3 | 2 | | | | | 19 | 11 |
| 28 | ONDO | | | | | | | | | 9 | 3 | | | | | 1 | | 1 | | | | 2 | 1 | 13 | 4 |
| 29 | OSUN | | | | | | | | | 11 | 3 | | | | | | | 1 | | | | 3 | | 15 | 3 |
| 30 | OYO | | | | | | | | | 4 | 2 | | | | | 4 | | 1 | | | | | | 9 | 2 |
| 31 | PLATEAU | | | | | | | | | | | 1 | | | | 12 | 5 | | | | | | | 13 | 5 |
| 32 | RIVERS | | | | | | | | | | | | | | 4 | 3 | | | | | | | | 4 | 3 |
| 33 | SOKOTO | | | | | | | | | | | | | | | | | | | | | | | 0 | 0 |
| 34 | TARABA | | | | | | | | | | | | | | 1 | | | | | | | | | 1 | 0 |
| 35 | YOBE | | | | | | | | | | | | | | | | | | | | | | | 0 | 0 |
| 36 | ZAMFARA | | | | | | | | | | | | | | | | | | | | | | | 0 | 0 |
| 37 | FCT-ABUJA | | | | | | | 9 | 3 | | | | | | | 8 | 3 | | | | | | | 17 | 6 |
| 38 | NON-NIGERIAN | | | | | | | | | | | | | | | | | | | | | | | 0 | 0 |
| | TOTAL | 0 | 0 | 265 | 103 | 0 | 0 | 136 | 43 | 55 | 20 | 99 | 9 | 0 | 0 | 112 | 29 | 37 | 16 | 0 | 0 | 63 | 3 | 767 | 223 |

Table 5. 22: State and Private Colleges of Education: Distribution of Academic Staff by State, Institution and Gender: 2017/2018

| S/NO | STATE | YCOE AYETORO | | UPLAND COE BADAGRY | | SUNNA COE BAUCH | | HAVARD WILSON COE ABA | | ATCI ENUGU | | IOECU COE ENUGU | | OSISA TECH ENUGU | | ALL STATES COE ERO | | ACCOE G/DAYA | | GBOKO COE GBOKO | | ONIT COE ABAGANA | | TOTAL | | | |
|------|--------------|--------------|----------|--------------------|----------|-----------------|----------|-----------------------|----------|------------|-----------|-----------------|-----------|------------------|----------|--------------------|----------|--------------|----------|-----------------|----------|------------------|----------|----------|----------|------------|-----------|
| | | MF | F | MF | F | MF | F | F | MF | MF | F | MF | F | MF | F | MF | F | MF | F | MF | F | MF | F | MF | F | | |
| 1 | ABIA | | | | | | | 11 | 2 | 6 | 3 | 1 | | | | | | | | | | | | | 18 | 5 | |
| 2 | ADAMAWA | | | | | | | | | | | | | | | | | | | | | | | | 0 | 0 | |
| 3 | AKWA IBOM | | | | | | | | | | | 1 | 1 | | | | | | | | 1 | | | | 2 | 1 | |
| 4 | ANAMBRA | | | | | | | 14 | 6 | 19 | 12 | 7 | 7 | | | | | | | | | | | | 40 | 25 | |
| 5 | BAUCHI | | | | | | | | | | | | | | | | | | | | | | | | 0 | 0 | |
| 6 | BAYELSA | | | | | | | | | | | | | | | | | | | | | | | | 0 | 0 | |
| 7 | BENUE | | | | | | | | | 2 | | 1 | | | | | | | | | 112 | 2 | | | 115 | 2 | |
| 8 | BORNO | | | | | | | | | | | | | | | | | | | | | | | | 0 | 0 | |
| 9 | CROSS RIVERS | | | | | | | | | | 3 | | | | | | | | | | | | | | 3 | 0 | |
| 10 | DELTA | | | | | | | | | 1 | | | | | | | | | | | | | | | 1 | 0 | |
| 11 | EBONYI | | | | | | | | | 18 | 6 | 3 | 1 | | | | | | | | | | | | 21 | 7 | |
| 12 | EDO | | | | | | | | | | | | | | | | | | | | 1 | | | | 1 | 0 | |
| 13 | EKITI | | | | | | | | | | | | | | | | | | | | | | | | 0 | 0 | |
| 14 | ENUGU | | | | | | | | | 30 | 16 | 69 | 26 | | | | | | | | | | | | 99 | 42 | |
| 15 | GOMBE | | | | | | | | | | | | | | | | | | | | | | | | 0 | 0 | |
| 16 | IMO | | | | | | | 9 | 1 | 6 | | 6 | 2 | | | | | | | | | | | | 21 | 3 | |
| 17 | JIGAWA | | | | | | | | | | | | | | | | | | | | | | | | 0 | 0 | |
| 18 | KADUNA | | | | | | | | | | | | | | | | | | | | | | | | 0 | 0 | |
| 19 | KANO | | | | | | | | | | | | | | | | | | | | | | | | 0 | 0 | |
| 20 | KATSINA | | | | | | | | | | | | | | | | | | | | | | | | 0 | 0 | |
| 21 | KEBBI | | | | | | | | | | | 1 | | | | | | | | | | | | | 1 | 0 | |
| 22 | KOGI | | | | | | | | | 3 | 3 | | | | | | | | | | | | | | 3 | 3 | |
| 23 | KWARA | | | | | | | | | | | | | | | | | | | | | | | | 0 | 0 | |
| 24 | LAGOS | | | | | | | | | | | | | | | | | | | | | | | | 0 | 0 | |
| 25 | NASSARAWA | | | | | | | | | | | | | | | | | | | | | | | | 0 | 0 | |
| 26 | NIGER | | | | | | | | | | | | | | | | | | | | | | | | 0 | 0 | |
| 27 | OGUN | | | | | | | | | | | | | | | | | | | | | | | | 0 | 0 | |
| 28 | ONDO | | | | | | | | | | | | | | | | | | | | | | | | 0 | 0 | |
| 29 | OSUN | | | | | | | | | 1 | | | | | | | | | | | | | | | 1 | 0 | |
| 30 | OYO | | | | | | | | | | | | | | | | | | | | | | | | 0 | 0 | |
| 31 | PLATEAU | | | | | | | | | | | | | | | | | | | | | | | | 0 | 0 | |
| 32 | RIVERS | | | | | | | | | 4 | 2 | | | | | | | | | | | | | | 4 | 2 | |
| 33 | SOKOTO | | | | | | | | | | | | | | | | | | | | | | | | 0 | 0 | |
| 34 | TARABA | | | | | | | | | | | | | | | | | | | | | | | | 0 | 0 | |
| 35 | YOBE | | | | | | | | | | | | | | | | | | | | | | | | 0 | 0 | |
| 36 | ZAMFARA | | | | | | | | | | | | | | | | | | | | | | | | 0 | 0 | |
| 37 | FCT-ABUJA | | | | | | | | | | | | | | | | | | | | | | | | 0 | 0 | |
| 38 | NON-NIGERIAN | | | | | | | | | | | | | | | | | | | | | | | | 0 | 0 | |
| | TOTAL | 0 | 0 | 0 | 0 | 0 | 0 | 34 | 9 | 93 | 42 | 89 | 37 | 0 | 0 | 0 | 0 | 0 | 0 | 0 | 0 | 0 | 0 | 0 | 0 | 330 | 90 |

Table 5. 23: State and Private Colleges of Education: Distribution of Academic Staff by State, Institution and Gender: 2017/2018

| S/NO | STATE | MLCOE IBADAN | | PIAGET COE ABEOKUTA | | ECWA COE IGBAJA | | COE ILEMONA | | PAN AFRICAN COE OFFA | | BETHEL COE IJARE | | STEADY FLOW COE IKOM | | MUHYIDEEN COE ILORIN | | KINGSLEY COE ILORIN | | PEACELAND COE ENUGU | | ANSARU DEEN COE ILORIN | | TOTAL | | |
|------|--------------|--------------|-----------|---------------------|----------|-----------------|-----------|-------------|-----------|----------------------|-----------|------------------|----------|----------------------|----------|----------------------|----------|---------------------|-----------|---------------------|----------|------------------------|----------|------------|-----------|----|
| | | MF | F | MF | F | MF | F | MF | F | MF | F | MF | F | MF | F | MF | F | MF | F | MF | F | MF | F | MF | F | |
| 1 | ABIA | | | | | | | | | | | | | | | | | | | | | | | | 0 | 0 |
| 2 | ADAMAWA | | | | | | | | | | | | | | | | | | | | | | | | 0 | 0 |
| 3 | AKWA IBOM | | | | | | | | | | | | | | | | | | | | | | | | 0 | 0 |
| 4 | ANAMBRA | | | | | | | | | | | | | | | | | | | | | | | | 0 | 0 |
| 5 | BAUCHI | | | | | | | | | | | | | | | | | | | | | | | | 0 | 0 |
| 6 | BAYELSA | | | | | | | | | | | | | | | | | | | | | | | | 0 | 0 |
| 7 | BENUE | | | | | | | | | | | | | | | | | 1 | | | | | | | 1 | 0 |
| 8 | BORNO | | | | | | | | | | | | | | | | | | | | | | | | 0 | 0 |
| 9 | CROSS RIVERS | | | | | | | | | | | | | 18 | 2 | | | | | | | | | | 18 | 2 |
| 10 | DELTA | | | | | | | | | | | | | | | | | 1 | | | | | | | 1 | 0 |
| 11 | EBONYI | | | | | 1 | | | | | | | | | | | | | | | | | | | 1 | 0 |
| 12 | EDO | | | | | | | | | | | | | | | | | 2 | | | | | | | 2 | 0 |
| 13 | EKITI | 5 | 2 | | | | | | 8 | | | | | | | | | | | | | | | | 13 | 2 |
| 14 | ENUGU | | | | | | | | | | | | | | | | | | | | | | | | 0 | 0 |
| 15 | GOMBE | | | | | | | | | | | | | | | | | | | | | | | | 0 | 0 |
| 16 | IMO | | | | | | | | | | | | | | | | | | | | | | | | 0 | 0 |
| 17 | JIGAWA | | | | | | | | | | | | | | | | | | | | | | | | 0 | 0 |
| 18 | KADUNA | | | | | | | 2 | 1 | | | | | | | | | | | | | | | | 2 | 1 |
| 19 | KANO | | | | | | | | | | | | | | | | | | | | | | | | 0 | 0 |
| 20 | KATSINA | | | | | | | | | | | | | | | | | | | | | | | | 0 | 0 |
| 21 | KEBBI | | | | | | | | | | | | | | | | | | | | | | | | 0 | 0 |
| 22 | KOGI | 4 | | | | | | 5 | 1 | 1 | | | | | | | | 2 | | | | | | | 12 | 1 |
| 23 | KWARA | 4 | 1 | | | 54 | 21 | 29 | 8 | 36 | 10 | | | | | | | 59 | 14 | | | | | | 182 | 54 |
| 24 | LAGOS | 7 | 2 | | | | | | | | | | | | | | | 1 | 1 | | | | | | 8 | 3 |
| 25 | NASSARAWA | | | | | | | | | | | | | | | | | | | | | | | | 0 | 0 |
| 26 | NIGER | | | | | | | | | | | | | | | | | | | | | | | | 0 | 0 |
| 27 | OGUN | 12 | 3 | | | | | | | | | | | | | | | 3 | | | | | | | 15 | 3 |
| 28 | ONDO | 7 | 2 | | | | | | | 2 | 2 | | | | | | | 3 | | | | | | | 12 | 4 |
| 29 | OSUN | 22 | 4 | | | | | 4 | | 2 | | | | | | | | 24 | 2 | | | | | | 52 | 6 |
| 30 | OYO | 28 | 2 | | | | | 1 | | | | | | | | | | 7 | 2 | | | | | | 36 | 4 |
| 31 | PLATEAU | | | | | | | | | | | | | | | | | | | | | | | | 0 | 0 |
| 32 | RIVERS | | | | | | | | | | | | | | | | | | | | | | | | 0 | 0 |
| 33 | SOKOTO | | | | | | | | | | | | | | | | | | | | | | | | 0 | 0 |
| 34 | TARABA | | | | | | | | | | | | | | | | | | | | | | | | 0 | 0 |
| 35 | YOBE | | | | | | | | | | | | | | | | | | | | | | | | 0 | 0 |
| 36 | ZAMFARA | | | | | | | | | | | | | | | | | | | | | | | | 0 | 0 |
| 37 | FCT-ABUJA | | | | | | | | | | | | | | | | | | | | | | | | 0 | 0 |
| 38 | NON-NIGERIAN | | | | | | | | | | | | | | | | | | | | | | | | 0 | 0 |
| | TOTAL | 89 | 16 | 0 | 0 | 55 | 21 | 49 | 10 | 41 | 12 | 0 | 0 | 18 | 2 | 0 | 0 | 103 | 19 | 0 | 0 | 0 | 0 | 355 | 80 | |

Table 5. 24: State and Private Colleges of Education: Distribution of Academic Staff by State, Institution and Gender: 2017/2018

| S/NO | STATE | TOP MOST COE LAGOS | | ROYAL CITY COE, IYESI | | ECWA COE JOS | | BAYO TIJJANI COE LAGOS | | CORNER STONE COE LAGOS | | CORONA COE LEKKI | | CITY COE MARARABA | | COE LESSEL GBOKO | | COE MORO | | KWARARAFI COE OTUKPO | | CALVIN COE NAKA | | TOTAL | |
|------|--------------|--------------------|----------|-----------------------|----------|--------------|-----------|------------------------|----------|------------------------|----------|------------------|----------|-------------------|-----------|------------------|-----------|-----------|-----------|----------------------|----------|-----------------|----------|------------|-----------|
| | | MF | F | MF | F | MF | F | MF | F | MF | F | MF | F | MF | F | MF | F | MF | F | MF | F | MF | F | MF | F |
| 1 | ABIA | | | | | | 1 | | | | | | | | | | | | | | | | | 0 | 1 |
| 2 | ADAMAWA | | | | | | 1 | | | | | | | | | | | | | | | | | 0 | 1 |
| 3 | AKWA IBOM | | | | | | | | | 1 | | | | 1 | 1 | | | | | | | | | 2 | 1 |
| 4 | ANAMBRA | | | | | | | | | | | | 3 | 2 | | | | 1 | 1 | | | | | 4 | 3 |
| 5 | BAUCHI | | | | | | | | | | | | | | | | | | | | | | | 0 | 0 |
| 6 | BAYELSA | | | | | | | | | | | | | | | | | 1 | | | | | | 1 | 0 |
| 7 | BENUE | | | | | 2 | 2 | | | | | | 4 | 2 | 114 | 10 | | | | | | | | 120 | 14 |
| 8 | BORNO | | | | | | | | | | | | | | | | | | | 13 | 1 | 71 | 9 | 84 | 10 |
| 9 | CROSS RIVERS | | | | | | | | | 1 | 1 | | | | | | | | | | | | | 1 | 1 |
| 10 | DELTA | | | | | | | | | 4 | 2 | | | | | | | | | | | | | 4 | 2 |
| 11 | EBONYI | | | | | | | | | | | | | | | | | | | | | | | 0 | 0 |
| 12 | EDO | | | | | 1 | | | | 4 | 1 | | | 14 | 4 | | | | | | | | | 19 | 5 |
| 13 | EKITI | | | | | 1 | | | 1 | | | | | | | | | 2 | 1 | | | | | 4 | 1 |
| 14 | ENUGU | | | | | 1 | | | 1 | | | | | 2 | | | | | | 1 | | | | 5 | 0 |
| 15 | GOMBE | | | | | | | | | | | | | | | | | | | | | | | 0 | 0 |
| 16 | IMO | | | | | 1 | | | | 2 | 1 | | | 2 | | | | | | | | | | 5 | 1 |
| 17 | JIGAWA | | | | | | | | | | | | | | | | | | | | | | | 0 | 0 |
| 18 | KADUNA | | | | | 3 | | | 3 | | | | | | | | | | | | | | | 6 | 0 |
| 19 | KANO | | | | | | | | | | | | | | | | | | | | | | | 0 | 0 |
| 20 | KATSINA | | | | | | | | | | | | | | | | | | | | | | | 0 | 0 |
| 21 | KEBBI | | | | | | | | | | | | | | | | | | | | | | | 0 | 0 |
| 22 | KOGI | | | | | 1 | | | 1 | | | | | 4 | | | | | | 1 | 1 | | | 7 | 1 |
| 23 | KWARA | | | | | | | | | 1 | | | | 3 | 1 | | | | | | | | | 4 | 1 |
| 24 | LAGOS | | | | | | | | | | | 20 | 6 | | | | | | | | | | | 20 | 6 |
| 25 | NASSARAWA | | | | | | | | | | | | | 3 | 2 | | | | | | | | | 3 | 2 |
| 26 | NIGER | | | | | 1 | | | | | | | | | | | | | | | | | | 1 | 0 |
| 27 | OGUN | | | | | | | | | 3 | 1 | | | | | | | | | | | | | 3 | 1 |
| 28 | ONDO | | | | | | | | | 1 | | | | | | | | | | | | | | 1 | 0 |
| 29 | OSUN | | | | | | | | | 1 | | | | | | | | 23 | 6 | | | | | 24 | 6 |
| 30 | OYO | | | | | | | | | 2 | | | | | | | | 21 | 4 | | | | | 23 | 4 |
| 31 | PLATEAU | | | | | 11 | 8 | 3 | | | | | | 1 | | | | | | | | | | 15 | 8 |
| 32 | RIVERS | | | | | | | | | | | | | | | | | | | | | | | 0 | 0 |
| 33 | SOKOTO | | | | | 1 | | | | | | | | | | | | | | | | | | 1 | 0 |
| 34 | TARABA | | | | | | | | | | | | | | | | | | | | | | | 0 | 0 |
| 35 | YOBE | | | | | | | | | | | | | | | | | | | | | | | 0 | 0 |
| 36 | ZAMFARA | | | | | | | | | | | | | | | | | | | | | | | 0 | 0 |
| 37 | FCT-ABUJA | | | | | | | | | | | | | | | | | | | | | | | 0 | 0 |
| 38 | NON-NIGERIAN | | | | | | | | | | | | | | | | | | | | | | | 0 | 0 |
| | TOTAL | 0 | 0 | 0 | 0 | 23 | 12 | 9 | 0 | 20 | 6 | 20 | 6 | 37 | 12 | 114 | 10 | 48 | 12 | 15 | 2 | 71 | 9 | 357 | 69 |

Table 5. 25: State and Private Colleges of Education: Distribution of Academic Staff By State, Institution and Gender: 2017/2018

| S/NO | STATE | COE NSUKKA | | ELDER OYAMA COE OFAT | | BEST LEGACY COE. OGBOMOSO | | ASSANUSIYA COE ODEOMU | | AWORI D. COE, SANGO OTTA | | GLOBAL COE JOS | | ATA POLY BAUCHI | | PLAPOLY B/LADI | | WUF POLY B/KEBBI | | THE POLYTECHNIC IREE | | KADUNA POLY KADUNA | | TOTAL | |
|------|--------------|------------|----------|----------------------|----------|---------------------------|----------|-----------------------|----------|--------------------------|-----------|----------------|----------|-----------------|-----------|----------------|----------|------------------|----------|----------------------|-----------|--------------------|-----------|------------|-----------|
| | | MF | F | MF | F | MF | F | MF | F | MF | F | MF | F | MF | F | MF | F | MF | F | MF | F | MF | F | MF | F |
| 1 | ABIA | | | | | 1 | | | | | | | | | | | | | | | | 5 | 2 | 6 | 2 |
| 2 | ADAMAWA | | | | | | | | | | | | | | | | | | | | | | | 0 | 0 |
| 3 | AKWA IBOM | | | | | | | | | 1 | | | | | | | | | | | | | | 1 | 0 |
| 4 | ANAMBRA | | | | | | | | | | | | | | | | | | | | | 1 | 1 | 1 | 1 |
| 5 | BAUCHI | | | | | | | | | | | | | 60 | 10 | | | | | | | 1 | | 61 | 10 |
| 6 | BAYELSA | | | | | | | | | | | | | | | | | | | | | 1 | | 1 | 0 |
| 7 | BENUE | | | | | | | | | | | | | | | | | | | | | 1 | | 1 | 0 |
| 8 | BORNO | | | | | | | | | | | | | | | | | | | | | 6 | 2 | 6 | 2 |
| 9 | CROSS RIVERS | | | | | | | | | | | | | | | | | | | | | | | 0 | 0 |
| 10 | DELTA | | | | | | | | | | | | | | | | | | | | | | | 0 | 0 |
| 11 | EBONYI | | | | | | | | | | | | | | | | | | | | | | | 0 | 0 |
| 12 | EDO | | | | | | | | | 4 | | | | | | | | | | | | | | 4 | 0 |
| 13 | EKITI | | | | | 1 | 1 | | | 5 | 2 | | | | | | | | | | | 2 | 2 | 8 | 5 |
| 14 | ENUGU | | | | | | | | | | | | | | | | | | | | | | | 0 | 0 |
| 15 | GOMBE | | | | | | | | | | | | | 2 | | | | | | | | 4 | 1 | 6 | 1 |
| 16 | IMO | | | | | | | | | | | | | | | | | | | | | | | 0 | 0 |
| 17 | JIGAWA | | | | | | | | | | | | | | | | | | | | | 2 | | 2 | 0 |
| 18 | KADUNA | | | | | | | | | | | | | | | | | | | | | 23 | 6 | 23 | 6 |
| 19 | KANO | | | | | | | | | | | | | | | | | | | | | 4 | | 4 | 0 |
| 20 | KATSINA | | | | | | | | | | | | | | | | | | | | | 6 | 3 | 6 | 3 |
| 21 | KEBBI | | | | | | | | | | | | | | | | | | | | | 1 | | 1 | 0 |
| 22 | KOGI | | | | | 2 | | | | 2 | | | | 1 | 1 | | | | | 1 | 1 | 9 | 6 | 15 | 8 |
| 23 | KWARA | | | | | 3 | | | 2 | | | | | | | | | | | | | 6 | | 11 | 0 |
| 24 | LAGOS | | | | | | | | | 1 | | | | | | | | | | | | | | 1 | 0 |
| 25 | NASSARAWA | | | | | | | | | | | | | | | | | | | | | 3 | 1 | 3 | 1 |
| 26 | NIGER | | | | | | | | | | | | | | | | | | | | | 10 | 3 | 10 | 3 |
| 27 | OGUN | | | | | 1 | | | | 8 | 6 | | | | | | | | | | | | | 9 | 6 |
| 28 | ONDO | | | | | 4 | | | 7 | 1 | 4 | 1 | | | | | | | | | | | | 15 | 2 |
| 29 | OSUN | | | | | 6 | | | 29 | 3 | 3 | 1 | | | | | | | | 49 | 16 | | | 87 | 20 |
| 30 | OYO | | | | | 49 | 4 | | 12 | 2 | 2 | 1 | | | | | | | | | | 1 | | 64 | 7 |
| 31 | PLATEAU | | | | | | | | | | | | | | | | 27 | 6 | | | | 4 | 1 | 31 | 7 |
| 32 | RIVERS | | | | | | | | | | | | | | | | | | | | | | | 0 | 0 |
| 33 | SOKOTO | | | | | | | | | | | | | | | | | | | | | | | 0 | 0 |
| 34 | TARABA | | | | | | | | | | | | | | | | | | | | | | | 0 | 0 |
| 35 | YOBE | | | | | | | | | | | | | | | | | | | | | | | 0 | 0 |
| 36 | ZAMFARA | | | | | | | | | | | | | | | | | | | | | 1 | | 1 | 0 |
| 37 | FCT-ABUJA | | | | | | | | | | | | | | | | | | | | | 1 | | 1 | 0 |
| 38 | NON-NIGERIAN | | | | | | | | | | | | | | | | | | | | | | | 0 | 0 |
| | TOTAL | 0 | 0 | 0 | 0 | 67 | 5 | 50 | 6 | 30 | 11 | 0 | 0 | 63 | 11 | 27 | 6 | 0 | 0 | 50 | 17 | 92 | 28 | 379 | 84 |

Table 5. 26: State and Private Colleges of Education: Distribution of Academic Staff by State, Institution and Gender: 2017/2018

| S/NO | STATE | KANO STATE POLY KANO | | HUK POLY KATSINA | | RAMAT POLY MIDUGURI | | NUHU BAMALI POLY ZARIA | | JCA&E GOMBE | | AMINU KANO CI&LEGAL | | MOGOLIS MIDUGURI | | ANNUR II&LS KANO | | AD RUFAI CI&LS MISAU | | MURTADAH COE OLODO | | CI&LS POTSKUM | | TOTAL | | | |
|------|--------------|----------------------|----------|------------------|----------|---------------------|----------|------------------------|----------|-------------|----------|---------------------|-----------|------------------|-----------|------------------|-----------|----------------------|----------|--------------------|----------|---------------|----------|-------------|------------|-----|-----|
| | | MF | F | MF | F | MF | F | MF | F | MF | F | MF | F | MF | F | MF | F | MF | F | MF | F | MF | F | MF | F | | |
| 1 | ABIA | | | | | | | | | | | | | | | | | | | | | | | | 0 | 0 | |
| 2 | ADAMAWA | | | | | | | | | | | | | | | | | | | | | | | | | 0 | 0 |
| 3 | AKWA IBOM | | | | | | | | | | | | | | | | | | | | | | | | | 0 | 0 |
| 4 | ANAMBRA | | | | | | | | | | | | | | | | | | | 1 | 1 | | | | | 1 | 1 |
| 5 | BAUCHI | | | | | | | | | 11 | | | | | | | | 121 | 3 | | | | | | | 132 | 3 |
| 6 | BAYELSA | | | | | | | | | | | | | | | | | | | | | | | | | 0 | 0 |
| 7 | BENUE | | | | | | | | | | | | | | | | | | | | | | | | | 0 | 0 |
| 8 | BORNO | | | | | 29 | 2 | | | | | | | 272 | 29 | | | | | | | | | | | 301 | 31 |
| 9 | CROSS RIVERS | | | | | | | | | | | | | | | | | | | | | | | | | 0 | 0 |
| 10 | DELTA | | | | | | | | | | | | | | | | | | | | | | | | | 0 | 0 |
| 11 | EBONYI | | | | | | | | | | | | | | | | | | | | | | | | | 0 | 0 |
| 12 | EDO | | | | | | | | | | | | | | | | | | | | | | | | | 0 | 0 |
| 13 | EKITI | | | | | | | | | | | | | | | | | | | | | | | | | 0 | 0 |
| 14 | ENUGU | | | | | | | | | | | | | | | | | | | | | | | | | 0 | 0 |
| 15 | GOMBE | | | | | | | | | 112 | 5 | | | | | | | | | | | | | | | 112 | 5 |
| 16 | IMO | | | | | | | | | | | | | | | | | | | | | | | | | 0 | 0 |
| 17 | JIGAWA | | | | | | | 39 | | | | | | | | | | | | | | | | | | 39 | 0 |
| 18 | KADUNA | | | | | | | | | | | | | | | | | | | | | | | | | 0 | 0 |
| 19 | KANO | 18 | 4 | | | | | | | | | 211 | 61 | | | 137 | 37 | | | | | | | | | 366 | 102 |
| 20 | KATSINA | | | | | | | | | | | | | | | | | | | | | | | | | 0 | 0 |
| 21 | KEBBI | | | | | | | | | | | | | | | | | | | | | | | | | 0 | 0 |
| 22 | KOGI | | | | | 1 | 1 | | | | | | | | | | | | | | | | | | | 1 | 1 |
| 23 | KWARA | | | | | | | | | | | | | | | | | | | | | | | | | 0 | 0 |
| 24 | LAGOS | | | | | | | | | | | | | | | | | 1 | | | | | | | | 1 | 0 |
| 25 | NASSARAWA | | | | | | | | | 23 | 1 | | | | | 1 | | | | | | | | | | 24 | 1 |
| 26 | NIGER | | | | | | | | | | | | | | | | | | | | | | | | | 0 | 0 |
| 27 | OGUN | | | | | | | | | | | | | | | | | 1 | | 4 | 1 | | | | | 5 | 1 |
| 28 | ONDO | | | | | | | | | | | | | | | | | | | | | | | | | 0 | 0 |
| 29 | OSUN | | | | | | | | | | | | | | | | | | | | | | | | | 0 | 0 |
| 30 | OYO | | | | | | | | | | | | | | | | | | | 23 | 4 | | | | | 23 | 4 |
| 31 | PLATEAU | | | | | | | | | 37 | 2 | | | | | | | | | | | | | | | 37 | 2 |
| 32 | RIVERS | | | | | | | | | | | | | | | | | | | | | | | | | 0 | 0 |
| 33 | SOKOTO | | | | | | | | | | | | | | | | | | | | | | | | | 0 | 0 |
| 34 | TARABA | | | | | | | | | | | | | | | 1 | | | | | | | | | | 1 | 0 |
| 35 | YOBE | | | | | | | | | | | | | | | | | | | | | | | | | 0 | 0 |
| 36 | ZAMFARA | | | | | | | | | | | | | | | | | | | | | | | | | 0 | 0 |
| 37 | FCT-ABUJA | | | | | | | | | | | | | | | | | | | | | | | | | 0 | 0 |
| 38 | NON-NIGERIAN | | | | | | | | | | | | | | | | | | | | | | | | | 0 | 0 |
| | TOTAL | 18 | 4 | 0 | 0 | 30 | 3 | 39 | 0 | 183 | 8 | 211 | 61 | 272 | 29 | 139 | 37 | 123 | 3 | 28 | 6 | 0 | 0 | 1043 | 151 | | |

Table 5. 27: State and Private Colleges of Education: Distribution of Academic Staff by State, Institution and Gender: 2017/2018

| S/NO | STATE | CL&IS RINGIM | | BIA&IS BAUCHI | | YBUCL&S DAURA | | DAIMOND COE ABA | | KACEPS KANO | | COE KANGERE | | MCF COE AGBARHA-OTOR | | SINAI COE GBOKO | | OSWALDCOE LIFIDI | | EEICOE OTUKPO | | NAMCOE ILORIN | | TOTAL | | |
|------|--------------|--------------|----------|---------------|----------|---------------|----------|-----------------|----------|-------------|-----------|-------------|----------|----------------------|----------|-----------------|----------|------------------|----------|---------------|----------|---------------|----------|------------|-----------|----|
| | | MF | F | MF | F | MF | F | MF | F | MF | F | MF | F | MF | F | MF | F | MF | F | MF | F | MF | F | MF | F | |
| 1 | ABIA | | | | | | | 4 | 2 | | | | | | | | | | | | | | | | 4 | 2 |
| 2 | ADAMAWA | | | | | | | | | | | | | | | | | | | | | | | | 0 | 0 |
| 3 | AKWA IBOM | | | | | | | | | | | | | | | | | | | | | | | | 0 | 0 |
| 4 | ANAMBRA | | | | | | | 4 | 1 | | | | | | | | | | | | | | | | 4 | 1 |
| 5 | BAUCHI | | | | | | | | | | | | | | | | | | | | | | | | 0 | 0 |
| 6 | BAYELSA | | | | | | | | | | | | | | | | | | | | | | | | 0 | 0 |
| 7 | BENUE | | | | | | | | | | | | | | | | | | | | 14 | 2 | | | 14 | 2 |
| 8 | BORNO | | | | | | | | | | | | | | | | | | | | | | | | 0 | 0 |
| 9 | CROSS RIVERS | | | | | | | | | | | | | | | | | | | | | | | | 0 | 0 |
| 10 | DELTA | | | | | | | | | | | | | | | | | | | | | | | | 0 | 0 |
| 11 | EBONYI | | | | | | | | | | | | | | | | | | | | | | | | 0 | 0 |
| 12 | EDO | | | | | | | | | | | | | | | | | | | | | | | | 0 | 0 |
| 13 | EKITI | | | | | | | | | | | | | | | | | | | | | | | | 0 | 0 |
| 14 | ENUGU | | | | | | | | | | | | | | | | | | | | | | | | 0 | 0 |
| 15 | GOMBE | | | | | | | | | | | | | | | | | | | | | | | | 0 | 0 |
| 16 | IMO | | | | | | | 2 | 1 | | | | | | | | | | | | | | | | 2 | 1 |
| 17 | JIGAWA | | | | | | | | | | | | | | | | | | | | | | | | 0 | 0 |
| 18 | KADUNA | | | | | | | | | | | | | | | | | | | | | | | | 0 | 0 |
| 19 | KANO | | | | | | | | | 166 | 49 | | | | | | | | | | | | | | 166 | 49 |
| 20 | KATSINA | | | | | | | | | | | | | | | | | | | | | | | | 0 | 0 |
| 21 | KEBBI | | | | | | | | | | | | | | | | | | | | | | | | 0 | 0 |
| 22 | KOGI | | | | | | | | | | | | | | | | | | | | | | | | 0 | 0 |
| 23 | KWARA | | | | | | | | | | | | | | | | | | | | | | | | 0 | 0 |
| 24 | LAGOS | | | | | | | | | | | | | | | | | | | | | | | | 0 | 0 |
| 25 | NASSARAWA | | | | | | | | | | | | | | | | | | | | | | | | 0 | 0 |
| 26 | NIGER | | | | | | | | | | | | | | | | | | | | | | | | 0 | 0 |
| 27 | OGUN | | | | | | | | | | | | | | | | | | | | | | | | 0 | 0 |
| 28 | ONDO | | | | | | | | | | | | | | | | | | | | 1 | | | | 1 | 0 |
| 29 | OSUN | | | | | | | | | | | | | | | | | | | | | | | | 0 | 0 |
| 30 | OYO | | | | | | | | | | | | | | | | | | | | | | | | 0 | 0 |
| 31 | PLATEAU | | | | | | | | | | | | | | | | | | | | | | | | 0 | 0 |
| 32 | RIVERS | | | | | | | | | | | | | | | | | | | | | | | | 0 | 0 |
| 33 | SOKOTO | | | | | | | | | | | | | | | | | | | | | | | | 0 | 0 |
| 34 | TARABA | | | | | | | | | | | | | | | | | | | | | | | | 0 | 0 |
| 35 | YOBE | | | | | | | | | | | | | | | | | | | | | | | | 0 | 0 |
| 36 | ZAMFARA | | | | | | | | | | | | | | | | | | | | | | | | 0 | 0 |
| 37 | FCT-ABUJA | | | | | | | | | | | | | | | | | | | | | | | | 0 | 0 |
| 38 | NON-NIGERIAN | | | | | | | | | | | | | | | | | | | | | | | | 0 | 0 |
| | TOTAL | 0 | 0 | 0 | 0 | 0 | 0 | 10 | 4 | 166 | 49 | 0 | 0 | 0 | 0 | 0 | 0 | 0 | 0 | 15 | 2 | 0 | 0 | 191 | 55 | |

Table 5. 28: State and Private Colleges of Education: Distribution of Academic Staff by State, Institution and Gender: 2017/2018

| S/NO | STATE | AGZ COE BADOGA | | COE, DARAZO | | BILIYAMINU U. CO. | | CRESFIELD COE, ERIN OSUN | | PIAGET COE, IBARA | | ADESINA COE, SHARE | | ASICAS, ZARIA | | | | | | | | | TOTAL | | |
|------|------------------|-------------------|----------|----------------|----------|----------------------|-----------|--------------------------------|----------|-------------------------|----------|--------------------------|-----------|---------------|-----------|----------|----------|----------|----------|----------|----------|----------|----------|------------|-----------|
| | | MF | F | MF | F | MF | F | MF | F | MF | F | MF | F | MF | F | MF | F | MF | F | MF | F | MF | F | MF | F |
| 1 | ABIA | | | | | | | | | | | 1 | | | | | | | | | | | | 1 | 0 |
| 2 | ADAMAWA | | | | | | | | | | | 1 | 1 | | | | | | | | | | | 1 | 1 |
| 3 | AKWA IBOM | | | | | | | | | | | | | | | | | | | | | | | 0 | 0 |
| 4 | ANAMBRA | | | | | | | | | | | | | | | | | | | | | | | 0 | 0 |
| 5 | BAUCHI | | | 90 | 4 | 157 | 15 | | | | | | | 3 | 1 | | | | | | | | | 250 | 20 |
| 6 | BAYELSA | 4 | 1 | | | | | | | | | | | | | | | | | | | | | 4 | 1 |
| 7 | BENUE | | | | | | | | | | | 2 | 2 | | | | | | | | | | | 2 | 2 |
| 8 | BORNO | | | | | | | | | | | | | | | | | | | | | | | 0 | 0 |
| 9 | CROSS RIVERS | | | | | | | | | | | | | | | | | | | | | | | 0 | 0 |
| 10 | DELTA | | | | | | | | | | | | | | | | | | | | | | | 0 | 0 |
| 11 | EBONYI | | | | | | | | | | | | | | | | | | | | | | | 0 | 0 |
| 12 | EDO | | | | | | | | | | | 1 | | 1 | | | | | | | | | | 2 | 0 |
| 13 | EKITI | | | | | | | | | 2 | 2 | 1 | | | | | | | | | | | | 3 | 2 |
| 14 | ENUGU | | | | | | | | | | | 1 | 1 | | | | | | | | | | | 1 | 1 |
| 15 | GOMBE | 66 | 3 | | | | | | | | | | | 41 | 2 | | | | | | | | | 107 | 5 |
| 16 | IMO | | | | | | | | | | | 1 | | | | | | | | | | | | 1 | 0 |
| 17 | JIGAWA | | | | | | | | | | | | | | | | | | | | | | | 0 | 0 |
| 18 | KADUNA | | | | | | | | | | | 3 | 3 | 86 | 21 | | | | | | | | | 89 | 24 |
| 19 | KANO | | | | | | | | | | | | | 17 | 3 | | | | | | | | | 17 | 3 |
| 20 | KATSINA | | | | | | | | | | | | | 8 | | | | | | | | | | 8 | 0 |
| 21 | KEBBI | | | | | | | | | | | | | 1 | | | | | | | | | | 1 | 0 |
| 22 | KOGI | | | | | | | | | | | 1 | 1 | 1 | | | | | | | | | | 2 | 1 |
| 23 | KWARA | | | | | | | 1 | | | | | | 5 | 1 | | | | | | | | | 6 | 1 |
| 24 | LAGOS | | | | | | | | | 2 | | | | | | | | | | | | | | 2 | 0 |
| 25 | NASSARAWA | | | | | | | | | | | | | | | | | | | | | | | 0 | 0 |
| 26 | NIGER | | | | | | | | | | | | 1 | | | | | | | | | | | 0 | 1 |
| 27 | OGUN | | | | | | | 1 | | 32 | 4 | | | | | | | | | | | | | 33 | 4 |
| 28 | ONDO | | | | | | | 1 | | | | | | | | | | | | | | | | 1 | 0 |
| 29 | OSUN | | | | | | | 37 | 7 | 1 | | | | 2 | | | | | | | | | | 40 | 7 |
| 30 | OYO | | | | | | | | | | | | | 1 | | | | | | | | | | 1 | 0 |
| 31 | PLATEAU | | | | | | | | | | | | 1 | | | | | | | | | | | 0 | 1 |
| 32 | RIVERS | | | | | | | | | | | | | | | | | | | | | | | 0 | 0 |
| 33 | SOKOTO | | | | | | | | | | | | 1 | | | | | | | | | | | 0 | 1 |
| 34 | TARABA | | | | | | | | | | | | | | | | | | | | | | | 0 | 0 |
| 35 | YOBE | | | | | | | | | | | | | 3 | | | | | | | | | | 3 | 0 |
| 36 | ZAMFARA | | | | | | | | | | | | | 1 | 1 | | | | | | | | | 1 | 1 |
| 37 | FCT-ABUJA | | | | | | | | | | | | | | | | | | | | | | | 0 | 0 |
| 38 | NON- NIGERIAN | | | | | | | | | 1 | 1 | | | | | | | | | | | | | 1 | 1 |
| | TOTAL | 70 | 4 | 90 | 4 | 157 | 15 | 40 | 7 | 38 | 7 | 12 | 11 | 170 | 29 | 0 | 0 | 0 | 0 | 0 | 0 | 0 | 0 | 577 | 77 |

Source: 2018 NCCE

Table 5. 29: Summary of Academic Staff In Colleges of Education by State and Gender: 2017/2018

| State | Academic Staff | | Female Participation Rate (%) |
|--------------|----------------|-------------|-------------------------------|
| | MF | F | |
| Abia | 105 | 42 | 40.00 |
| Adamawa | 265 | 58 | 21.89 |
| Akwa Ibom | 51 | 16 | 31.37 |
| Anambra | 635 | 384 | 60.47 |
| Bauchi | 965 | 97 | 10.05 |
| Bayelsa | 172 | 54 | 31.40 |
| Benue | 761 | 114 | 14.98 |
| Borno | 773 | 135 | 17.46 |
| Cross Rivers | 459 | 105 | 22.88 |
| Delta | 920 | 362 | 39.35 |
| Ebonyi | 213 | 51 | 23.94 |
| Edo | 249 | 95 | 38.15 |
| Ekiti | 313 | 106 | 33.87 |
| Enugu | 293 | 107 | 36.52 |
| Gombe | 409 | 48 | 11.74 |
| Imo | 189 | 89 | 47.09 |
| Jigawa | 269 | 17 | 6.32 |
| Kaduna | 657 | 164 | 24.96 |
| Kano | 581 | 161 | 27.71 |
| Katsina | 389 | 41 | 10.54 |
| Kebbi | 174 | 16 | 9.20 |
| Kogi | 238 | 66 | 27.73 |
| Kwara | 454 | 105 | 23.13 |
| Lagos | 326 | 94 | 28.83 |
| Nassarawa | 179 | 27 | 15.08 |
| Niger | 439 | 103 | 23.46 |
| Ogun | 435 | 149 | 34.25 |
| Ondo | 147 | 44 | 29.93 |
| Osun | 803 | 299 | 37.24 |
| Oyo | 433 | 114 | 26.33 |
| Plateau | 580 | 149 | 25.69 |
| Rivers | 24 | 9 | 37.50 |
| Sokoto | 15 | 2 | 13.33 |
| Taraba | 18 | 3 | 16.67 |
| Yobe | 276 | 23 | 8.33 |
| Zamfara | 93 | 22 | 23.66 |
| Fct-Abuja | 22 | 6 | 27.27 |
| Non-Nigerian | 9 | 1 | 11.11 |
| Total | 13333 | 3478 | 26.09 |

5.2 Universities

Table 5. 30: University enrolment: 2018

| University | Total |
|--------------------|-----------|
| Federal University | 1,146,091 |
| State University | 533,909 |
| Private University | 112355 |

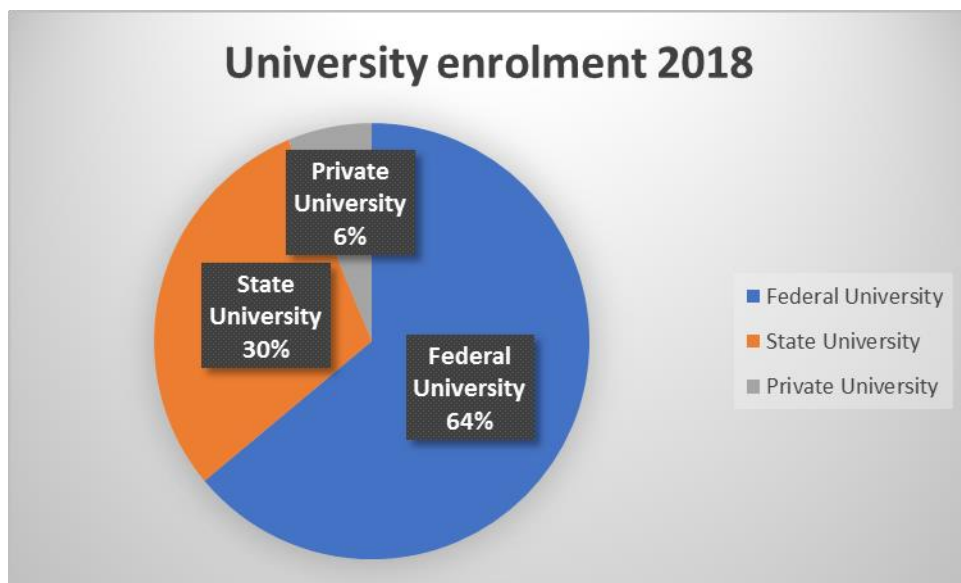


Figure 5. 4: University enrolment: 2018

Table 5. 31: Percentage female undergraduates in the Federal university system: 2018.

| Rank | Federal University | % Female |
|------|--|----------|
| 1 | University of Calabar, Calabar | 53.78 |
| 2 | University of Nigeria, Nsukka | 52.55 |
| 3 | University of Port Harcourt, Port Harcourt | 52.43 |
| 4 | Nnamdi Azikiwe University, Awka | 50.67 |
| 5 | University of Lagos, Akoka | 50.46 |
| 6 | University of Ibadan, Ibadan | 50.05 |
| 7 | Alex Ekwueme Federal University Ndufu Alike | 50.02 |
| 8 | University of Ilorin, Horn | 48.27 |
| 9 | University of Benin, Benin City | 47.48 |
| 10 | University of Uyo, Uyo | 47.25 |
| 11 | Michael Okpara University of Agriculture, Umudike | 45.89 |
| 12 | Obafemi Awolowo University, Ile-Ife | 45.06 |
| 13 | National Open University of Nigeria | 44.9 |
| 14 | Federal University Oye-Ekiti | 44.23 |
| 15 | University of Jos, Jos | 43.58 |
| 16 | Federal University Lokoja | 42.1 |
| 17 | Federal University Otuoke | 41.98 |
| 18 | Federal University of Agriculture, Abeokuta | 41.85 |
| 19 | Federal University Lafia | 39.81 |
| 20 | Federal University of Agriculture, Makurdi | 35.82 |
| 21 | Ahmadu Bello University | 33.8 |
| 22 | University of Maiduguri, Maiduguri | 33.58 |
| 23 | Federal University Birnin Kebbi | 32.9 |
| 24 | Bayero University, Kano | 32.62 |
| 25 | Federal University Wukari | 31.61 |
| 26 | Federal University of Kashere | 30.61 |
| 27 | Federal University Dutsin-Ma | 29.61 |
| 28 | Federal University Gusau | 29.41 |
| 29 | Usmanu Danfodiyo University, Sokoto | 28.35 |
| 30 | University of Abuja, Abuja | 28.27 |
| 31 | Federal University of Technology, Akure | 27.81 |
| 32 | Federal University of Technology, Owerri | 27.16 |
| 33 | Modibbo Adama University of Technology, Yola | 27.16 |
| 34 | Federal University of Technology, Minna | 24.95 |
| 35 | Federal University Gashua | 24.28 |
| 36 | Abubakar Tafawa Balewa University Bauchi | 21.9 |
| 37 | Federal University Dutse | 21.7 |
| 38 | Federal University of Petroleum Resources, Effurun | 17.96 |
| 39 | Nigeria Maritime University, Okerenkoko | 16.67 |
| 40 | Nigeria Police Academy, Wudil | 13.47 |
| 41 | Nigerian Army University, Bui | 12.59 |
| 42 | Airforce Institute of Technology | 12.14 |
| 43 | Nigerian Defence Academy, Kaduna | 4.2 |

Table 5. 32: Shows Percentage Female Undergraduates in the States University System: 2018

| S/N | State University | % Female |
|-----|--|----------|
| 1 | Ignatius Ajuru University of Education | 63.82 |
| 2 | University of Medical Sciences, Ondo City | 59.17 |
| 3 | Delta State University, Abraka | 58.49 |
| 4 | Tai Solarin University of Education, Ijagun | 58.39 |
| 5 | Ambrose Alii University, Ekpoma | 55.57 |
| 6 | Imo State University Owerri | 55.51 |
| 7 | Abia State University, Uturu | 55 |
| 8 | Bayelsa Medical University | 54.07 |
| 9 | Chukwuemeka Odumegwu Ojukwu University, Uli. | 53.27 |
| 10 | Rivers State University | 50.87 |
| 11 | Olabisi Onabanjo University, Ago-Iwoye | 50.82 |
| 12 | Osun State University, Osogbo | 50.68 |
| 13 | Edo University Iyamho | 50.41 |
| 14 | Lagos State University, Ojo | 49.99 |
| 15 | Ebonyi State University | 48.94 |
| 16 | Enugu State University of Science and Technology | 48.01 |
| 17 | Ladoke Akintola University of Technology, Ogbomoso | 47.93 |
| 18 | Adekunle Ajasin University, Akungba - Akoko | 47.02 |
| 19 | Niger Delta University | 46.95 |
| 20 | Kaduna State University | 45.7 |
| 21 | Akwa Ibom State University | 45.67 |
| 22 | University of Africa, Toru-Orua | 45.65 |
| 23 | Ekiti State University, Ado-Ekiti | 45.41 |
| 24 | Kogi State University, Anyigba | 45.29 |
| 25 | Benue State University, Makurdi | 43.76 |
| 26 | Yusuf Maitama Sule University, Kano | 42.6 |
| 27 | Kwara State University, Malete | 41.71 |
| 28 | Nasarawa State University, Keffi | 41.16 |
| 29 | Taraba State University | 41.07 |
| 30 | Plateau State University, Bokkos | 40.52 |
| 31 | Cross River University of Technology | 40.38 |
| 32 | Ibrahim Badamasi Babangida University | 39.42 |
| 33 | Bauchi State University, Gadau | 37.5 |
| 34 | First Technical University, Ibadan | 37.3 |
| 35 | Ondo State University of Science and Technology, Okitipupa | 36.09 |
| 36 | Gombe State University | 36.03 |
| 37 | Adamawa State University, Mubi | 30.88 |
| 38 | Yobe State University, Damaturu | 28.69 |
| 39 | Umaru Musa Yar'Adua University, Katsina | 27.28 |
| 40 | Sokoto State University, Sokoto | 26.52 |
| 41 | Sule Lamido University, Kafin Hausa | 22 |
| 42 | Kebbi State University of Science and Technology, Aliero | 17.36 |
| 43 | Kano University of Science and Technology, Wudil | 16.42 |

Table 5. 33: University Enrolment by Gender: 2018

| University | M | F | Total |
|--------------------|---------|---------|-----------|
| Federal University | 662,748 | 483,343 | 1,146,091 |
| State University | 295,033 | 238,876 | 533,909 |
| Private University | 55887 | 56468 | 112355 |

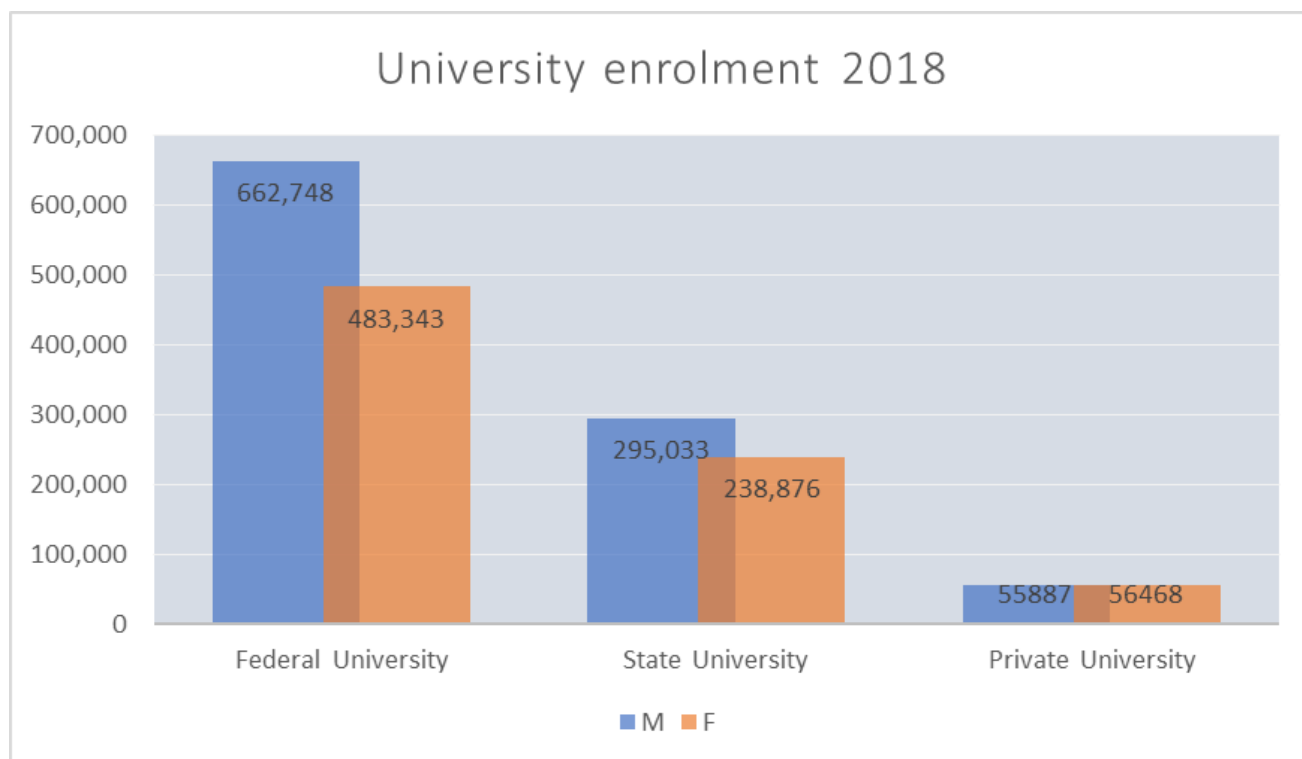


Figure 5. 5: University enrolment: 2018

Table 5. 34: Federal University Undergraduate Enrolments by Gender in 2018 and percentage of females

| Federal University | Male | Female | Total | % Female |
|--|---------|---------|-----------|----------|
| AbubakarTafawa Balewa University Bauchi | 14899 | 4179 | 19078 | 21.9 |
| Ahmadu Bello University | 28975 | 14791 | 43766 | 33.8 |
| Airforce Institute of Technology | 492 | 68 | 560 | 12.14 |
| Alex Ekwueme Federal University Ndufu Alike | 3844 | 3847 | 7691 | 50.02 |
| Bayero University, Kano | 22944 | 11106 | 34050 | 32.62 |
| Federal University Birnin Kebbi | 1346 | 660 | 2006 | 32.9 |
| Federal University Dutse | 4520 | 1253 | 5773 | 21.7 |
| Federal University Dutsin-Ma | 3747 | 1576 | 5323 | 29.61 |
| Federal University Gashua | 917 | 294 | 1211 | 24.28 |
| Federal University Gusau | 3169 | 1320 | 4489 | 29.41 |
| Federal University Lafia | 907 | 600 | 1507 | 39.81 |
| Federal University Lokoja | 2228 | 1620 | 3848 | 42.1 |
| Federal University of Agriculture, Abeokuta | 9009 | 6484 | 15493 | 41.85 |
| Federal University of Agriculture, Makurdi | 11404 | 6365 | 17769 | 35.82 |
| Federal University of Kashere | 1385 | 611 | 1996 | 30.61 |
| Federal University of Petroleum Resources, Effurun | 3302 | 723 | 4025 | 17.96 |
| Federal University of Technology, Akure | 12733 | 4904 | 17637 | 27.81 |
| Federal University of Technology, Minna | 14577 | 4846 | 19423 | 24.95 |
| Federal University of Technology, Owerri | 16006 | 5968 | 21974 | 27.16 |
| Federal University Otuoke | 5094 | 3686 | 8780 | 41.98 |
| Federal University Oye-Ekiti | 6034 | 4785 | 10819 | 44.23 |
| Federal University Wukari | 3869 | 1788 | 5657 | 31.61 |
| Michael Okpara University of Agriculture, Umudike | 16230 | 13763 | 29993 | 45.89 |
| ModibboAdama University of Technology, Yola | 11508 | 4290 | 15798 | 27.16 |
| National Open University of Nigeria | 233926 | 190636 | 424562 | 44.9 |
| Nigeria Maritime University, Okerenkoko | 450 | 90 | 540 | 16.67 |
| Nigeria Police Academy, Wudil | 1767 | 275 | 2042 | 13.47 |
| Nigerian Army University, Biu | 771 | 111 | 882 | 12.59 |
| Nigerian Defence Academy, Kaduna | 1824 | 80 | 1904 | 4.2 |
| Nnamdi Azikiwe University, Awka | 14214 | 14598 | 28812 | 50.67 |
| Obafemi Awolowo University, Ile-Ife | 15864 | 13012 | 28876 | 45.06 |
| University of Abuja, Abuja | 10160 | 4004 | 14164 | 28.27 |
| University of Benin, Benin City | 19151 | 17315 | 36466 | 47.48 |
| University of Calabar, Calabar | 12798 | 14892 | 27690 | 53.78 |
| University of Ibadan, Ibadan | 10086 | 10107 | 20193 | 50.05 |
| University of Ilorin, Ilorin | 22548 | 21040 | 43588 | 48.27 |
| University of Jos, Jos | 12261 | 9472 | 21733 | 43.58 |
| University of Lagos, Akoka | 22755 | 23175 | 45930 | 50.46 |
| University of Maiduguri, Maiduguri | 24464 | 12369 | 36833 | 33.58 |
| University of Nigeria, Nsukka | 18284 | 20248 | 38532 | 52.55 |
| University of Port Harcourt, Port Harcourt | 14160 | 15605 | 29765 | 52.43 |
| University of Uyo, Uyo | 11317 | 10136 | 21453 | 47.25 |
| UsmanuDanfodiyo University, Sokoto | 16809 | 6651 | 23460 | 28.35 |
| Total | 662,748 | 483,343 | 1,146,091 | 42.17 |

Table 5. 35: State University Undergraduate Enrolment by Gender, 2018 and percentage of females.

| State University | Male | Female | Total | % Female |
|---------------------------------|----------------|----------------|----------------|--------------|
| Abia State University, Uturu | 9546 | 11667 | 21213 | 55 |
| AbubakarTafawa Balewa | 14899 | 4179 | 19078 | 21.9 |
| Adamawa State University, | 8151 | 3641 | 11792 | 30.88 |
| Adekunle Ajasin University, | 10283 | 9125 | 19408 | 47.02 |
| Akwa Ibom State University | 4490 | 3775 | 8265 | 45.67 |
| Ambrose Alii University, | 12604 | 15766 | 28370 | 55.57 |
| Bauchi State University, Gadau | 6780 | 4068 | 10848 | 37.5 |
| Bayelsa Medical University | 175 | 206 | 381 | 54.07 |
| Benue State University, | 14673 | 11415 | 26088 | 43.76 |
| Chukwuemeka Odumegwu | 2844 | 3242 | 6086 | 53.27 |
| Cross River University of | 11034 | 7472 | 18506 | 40.38 |
| Delta State University, Abraka | 8167 | 11506 | 19673 | 58.49 |
| Eastern Palm University | 110 | 132 | 242 | 54.55 |
| Ebonyi State University | 9620 | 9222 | 18842 | 48.94 |
| Edo University Iyamho | 299 | 304 | 603 | 50.41 |
| Ekiti State University, Ado- | 13274 | 11041 | 24315 | 45.41 |
| Enugu State University of | 8629 | 7967 | 16596 | 48.01 |
| Gombe State University | 6610 | 3723 | 10333 | 36.03 |
| Ibrahim Badamasi Babangida | 7737 | 5034 | 12771 | 39.42 |
| Ignatius Ajuru University of | 2814 | 4964 | 7778 | 63.82 |
| Imo State University Owerri | 12812 | 15986 | 28798 | 55.51 |
| Kaduna State University | 7485 | 6300 | 13785 | 45.7 |
| Kano University of Science | 12413 | 2439 | 14852 | 16.42 |
| Kebbi State University of | 4499 | 945 | 5444 | 17.36 |
| Kogi State University, Anyigba | 9539 | 7897 | 17436 | 45.29 |
| Kwara State University, | 7509 | 5374 | 12883 | 41.71 |
| Ladoke Akintola University of | 11139 | 10253 | 21392 | 47.93 |
| Lagos State University, Ojo | 9308 | 9305 | 18613 | 49.99 |
| Nasarawa State University, | 10457 | 7314 | 17771 | 41.16 |
| Niger Delta University | 9840 | 8708 | 18548 | 46.95 |
| Ondo State University of | 2033 | 1148 | 3181 | 36.09 |
| Osun State University, Osogbo | 6107 | 6276 | 12383 | 50.68 |
| Plateau State University, | 2228 | 1518 | 3746 | 40.52 |
| Rivers State University | 2868 | 2970 | 5838 | 50.87 |
| Sokoto State University, | 5402 | 1950 | 7352 | 26.52 |
| Sule Lamido University, Kafin | 2464 | 695 | 3159 | 22 |
| Tai Solarin University of | 8312 | 11662 | 19974 | 58.39 |
| Taraba State University | 2495 | 1739 | 4234 | 41.07 |
| Umaru Musa Yar'Adua | 6692 | 2511 | 9203 | 27.28 |
| University of Africa, Toru- | 256 | 215 | 471 | 45.65 |
| University of Medical Sciences, | 512 | 742 | 1254 | 59.17 |
| Yobe State University, | 4121 | 1658 | 5779 | 28.69 |
| Yusuf Maitama Sule | 3803 | 2822 | 6625 | 42.6 |
| Total | 295,033 | 238,876 | 533,909 | 44.74 |

Table 5. 36: Private Universities Undergraduate Enrolment by Gender and % Female , 2018

| Private University | Male | Female | Total | % Female |
|--|------|--------|-------|----------|
| Achievers University, Owo | 492 | 1132 | 1624 | 69.7 |
| Afe Babalola University Ado-Ekiti, Ekiti State | 3283 | 3562 | 6845 | 52.04 |
| African University of Science and Technology, Abuja* | 0 | 0 | 0 | 0 |
| Ajayi Crowther University Oyo | 939 | 1003 | 1942 | 51.65 |
| Al-Hikmah University | 2108 | 1445 | 3553 | 40.67 |
| Al-Qalam University, Katsina | 4069 | 3594 | 7663 | 46.9 |
| American University of Nigeria, Yola | 554 | 429 | 983 | 43.64 |
| Anchor University, Ayobo, Lagos | 161 | 196 | 357 | 54.9 |
| Arthur Jarvis University | 136 | 130 | 266 | 48.87 |
| Augustine University, Ilara-Epe | 114 | 97 | 211 | 45.97 |
| Babcock University, Ilishan | 3366 | 5927 | 9293 | 63.78 |
| Baze University | 1014 | 807 | 1821 | 44.32 |
| Bells University of Technology, Ota | 1293 | 893 | 2186 | 40.85 |
| Benson Idahosa University, Benin City | 925 | 1058 | 1983 | 53.35 |
| Bingham University, Kodape | 1369 | 1450 | 2819 | 51.44 |
| Bowen University, Iwo | 1672 | 2379 | 4051 | 58.73 |
| Caleb University | 1410 | 1191 | 2601 | 45.79 |
| Caritas University, Amorji-Nike, Enugu | 1170 | 1075 | 2245 | 47.88 |
| Chrisland University, Abeokuta | 33 | 39 | 72 | 54.17 |
| Christopher University | 48 | 44 | 92 | 47.83 |
| Clifford University | 184 | 110 | 294 | 37.41 |
| Coal City University, Enugu | 62 | 74 | 136 | 54.41 |
| Covenant University | 4527 | 3354 | 7881 | 42.56 |
| Crawford University | 794 | 581 | 1375 | 42.25 |
| Crescent University, Abeokuta | 927 | 810 | 1737 | 46.63 |
| Crown-Hill University | 82 | 61 | 143 | 42.66 |
| Dominican University, Ibadan | 47 | 11 | 58 | 18.97 |
| Eastern Palm University Ogboko | 110 | 132 | 242 | 54.55 |
| Edwin Clark University, Kiagbodo, Delta State | 325 | 267 | 592 | 45.1 |
| Eko University of Medicine and Health Sciences** | 0 | 0 | 0 | 0 |
| Elizade University, Ilara-Mokin | 738 | 386 | 1124 | 34.34 |
| Evangel University, Akaeze | 246 | 344 | 590 | 58.31 |
| Fountain University, Osogbo | 548 | 560 | 1108 | 50.54 |
| Godfrey Okoye University, Ugwuomu-Nike | 977 | 1079 | 2056 | 52.48 |
| Gregory University, Uturu | 522 | 417 | 939 | 44.41 |
| Hallmark University, Ijebu-Itele | 46 | 44 | 90 | 48.89 |
| Hezekiah University, Umudi | 40 | 42 | 82 | 51.22 |
| Igbinedion University, Okada | 1838 | 2083 | 3921 | 53.12 |
| Joseph Ayo Babalola University, Ikeji-Arakeji | 1534 | 1270 | 2804 | 45.29 |
| Koladaisi University, Ibadan | 19 | 13 | 32 | 40.63 |
| Kwararafa University, Wukari | 346 | 179 | 525 | 34.1 |
| Landmark University, Omu-Aran | 1628 | 923 | 2551 | 36.18 |
| Lead City University, Ibadan | 1288 | 1512 | 2800 | 54 |
| Legacy University, Okija | 21 | 46 | 67 | 68.66 |
| Madonna University, Nigeria | 4904 | 7862 | 12766 | 61.59 |
| Mcpherson University, Seriki-Sotayo | 208 | 180 | 388 | 46.39 |
| Michael and Cecilia Ibru University, Agbarha-Otor | 233 | 182 | 415 | 43.86 |
| Mountain Top University | 505 | 417 | 922 | 45.23 |
| Nile University of Nigeria, Abuja | 362 | 333 | 695 | 47.91 |

| | | | | |
|--|--------------|--------------|---------------|--------------|
| Novena University, Ogume | 1022 | 808 | 1830 | 44.15 |
| Obong University, Obong Ntak | 36 | 39 | 75 | 52 |
| Oduduwa University, Ipetumodu | 491 | 812 | 1303 | 62.32 |
| Pamo University of Medical Sciences, Port Harcourt | 38 | 80 | 118 | 67.8 |
| Pan-Atlantic University, Lekki | 168 | 183 | 351 | 52.14 |
| Paul University, Awka | 214 | 190 | 404 | 47.03 |
| Precious Cornerstone University, Ibadan | 41 | 38 | 79 | 48.1 |
| Redeemers University, Ede | 682 | 767 | 1449 | 52.93 |
| Rhema University, Nigeria | 186 | 203 | 389 | 52.19 |
| Ritman University Ikot Ekpene | 181 | 193 | 374 | 51.6 |
| Salem University, Lokoja | 317 | 242 | 559 | 43.29 |
| Samuel Adegboyega University, Ogwa | 207 | 206 | 413 | 49.88 |
| Skyline University, Nigeria | 41 | 42 | 83 | 50.6 |
| Spiritan University, Nneochi | 19 | 19 | 38 | 50 |
| Sule Lamido University, Kafin Hausa | 2464 | 695 | 3159 | 22 |
| Summit University, Offa | 77 | 86 | 163 | 52.76 |
| Tansian University, Umunya | 710 | 468 | 1178 | 39.73 |
| University of Mkar, Mkar | 149 | 185 | 334 | 55.39 |
| Veritas University, Abuja | 693 | 870 | 1563 | 55.66 |
| Wellspring University, Evbuobanosa | 138 | 157 | 295 | 53.22 |
| Wesley University, Ondo | 270 | 269 | 539 | 49.91 |
| Western Delta University, Oghara, Delta State | 526 | 193 | 719 | 26.84 |
| Total | 55887 | 56468 | 112355 | 50.26 |

* Postgraduate only; ** Yet to admit students

Table 5. 37: Postgraduate Enrolment/Percentage Female: 2018

| Federal University | Male | Female | Total | % Female |
|--|----------------|---------------|----------------|-----------------|
| Abubakar Tafawa Balewa University Bauchi | 1862 | 716 | 2578 | 27.77 |
| Ahmadu Bello University | 6331 | 2472 | 8803 | 28.08 |
| Airforce Institute of Technology | 52 | 5 | 57 | 8.77 |
| Alex Ekwueme Federal University Ndufu Alike | 30 | 13 | 43 | 30.23 |
| Bayero University, Kano | 6174 | 2548 | 8722 | 29.21 |
| Federal University Birnin Kebbi | 0 | 0 | 0 | |
| Federal University Dutse | 0 | 0 | 0 | |
| Federal University Dutsin-Ma | 164 | 35 | 199 | 17.59 |
| Federal University Gashua | 0 | 0 | 0 | |
| Federal University Gusau | 0 | 0 | 0 | |
| Federal University Lafia | 238 | 47 | 285 | 16.49 |
| Federal University Lokoja | 119 | 51 | 170 | 30.00 |
| Federal University of Agriculture, Abeokuta | 697 | 555 | 1252 | 44.33 |
| Federal University of Agriculture, Makurdi | 548 | 212 | 760 | 27.89 |
| Federal University of Kashere | 0 | 0 | 0 | |
| Federal University of Petroleum Resources, Effurun | 66 | 20 | 86 | 23.26 |
| Federal University of Technology, Akure | 1612 | 647 | 2259 | 28.64 |
| Federal University of Technology, Minna | 923 | 258 | 1181 | 21.85 |
| Federal University of Technology, Owerri | 993 | 469 | 1462 | 32.08 |
| Federal University Otuoke | 0 | 0 | 0 | |
| Federal University Oye-Ekiti | 208 | 89 | 297 | 29.97 |
| Federal University Wukari | 0 | 0 | 0 | |
| Michael Okpara University of Agriculture, Umudike | 2344 | 1640 | 3984 | 41.16 |
| Modibbo Adama University of Technology, Yola | 1840 | 464 | 2304 | 20.14 |
| National Open University of Nigeria | 53614 | 35984 | 89598 | 40.16 |
| Nigeria Police Academy, Wudil | 0 | 0 | 0 | |
| Nigerian Army University, Biu | 0 | 0 | 0 | |
| Nigerian Defence Academy, Kaduna | 1029 | 635 | 1664 | 38.16 |
| Nnamdi Azikiwe University, Awka | 4530 | 2487 | 7017 | 35.44 |
| Obafemi Awolowo University, Ile-Ife | 2225 | 1387 | 3612 | 38.40 |
| University of Abuja, Abuja | 3021 | 2026 | 5047 | 40.14 |
| University of Benin, Benin City | 3443 | 1695 | 5138 | 32.99 |
| University of Calabar, Calabar | 1117 | 832 | 1949 | 42.69 |
| University of Ibadan, Ibadan | 10826 | 6451 | 17277 | 37.34 |
| University of Ilorin, Ilorin | 2635 | 1397 | 4032 | 34.65 |
| University of Jos, Jos | 2927 | 1454 | 4381 | 33.19 |
| University of Lagos, Akoka | 5816 | 5361 | 11177 | 47.96 |
| University of Maiduguri, Maiduguri | 826 | 291 | 1117 | 26.05 |
| University of Nigeria, Nsukka | 4579 | 3396 | 7975 | 42.58 |
| University of Port Harcourt, Port Harcourt | 882 | 734 | 1616 | 45.42 |
| University of Uyo, Uyo | 817 | 653 | 1470 | 44.42 |
| Usmanu Danfodiyo University, Sokoto | 761 | 159 | 920 | 17.28 |
| Nigeria Maritime University, Okerenkoko | 1 | 1 | 2 | 50.00 |
| TOTAL | 123,250 | 75,184 | 198,434 | 37.89 |

Table 5. 38: State University Postgraduate Enrolment/Percentage Female: 2018

| State University | Male | Female | Total | % Female |
|--|---------------|---------------|---------------|-----------------|
| Abia State University, Uturu | 2135 | 1747 | 3882 | 45.00 |
| Adamawa State University, Mubi | 228 | 44 | 272 | 16.18 |
| Adekunle Ajasin University, Akungba - | 233 | 132 | 365 | 36.16 |
| Adeleke University, Ede, Osun State | 26 | 25 | 51 | 49.02 |
| Akwa Ibom State University | 0 | 0 | 0 | 0 |
| Ambrose Alii University, Ekpoma | 507 | 166 | 673 | 24.67 |
| Bauchi State University, Gadau | 0 | 0 | 0 | 0 |
| Bayelsa Medical University | 0 | 0 | 0 | 0 |
| Benue State University, Makurdi | 915 | 482 | 1397 | 34.50 |
| Chukwuemeka Odumegwu Ojukwu | 382 | 408 | 790 | 51.65 |
| Cross River University of Technology | 412 | 210 | 622 | 33.76 |
| Delta State University, Abraka | 367 | 244 | 611 | 39.93 |
| Ebonyi State University | 358 | 193 | 551 | 35.03 |
| Edo University Iyamho | 0 | 0 | 0 | 0 |
| Ekiti State University, Ado-Ekiti | 522 | 343 | 865 | 39.65 |
| Enugu State University of Science and | 1130 | 754 | 1884 | 40.02 |
| Gombe State University | 698 | 274 | 972 | 28.19 |
| Ibrahim Badamasi Babangida | 75 | 45 | 120 | 37.50 |
| Ignatius Ajuru University of Education | 1273 | 1380 | 2653 | 52.02 |
| Imo State University Owerri | 829 | 1370 | 2199 | 62.30 |
| Kaduna State University | 2214 | 1373 | 3587 | 38.28 |
| Kano University of Science and | 356 | 35 | 391 | 8.95 |
| Kebbi State University of Science and | 315 | 36 | 351 | 10.26 |
| Kogi State University, Anyigba | 1052 | 300 | 1352 | 22.19 |
| Kwara State University, Malete | 485 | 397 | 882 | 45.01 |
| Kwararafa University, Wukari | 0 | 0 | 0 | 0 |
| Ladoke Akintola University of | 2719 | 1007 | 3726 | 27.03 |
| Ladoke Akintola University of | 2719 | 1007 | 3726 | 27.03 |
| Lagos State University, Ojo | 782 | 612 | 1394 | 43.90 |
| Nasarawa State University, Keffi | 0 | 0 | 0 | 0 |
| Olabisi Onabanjo University, Ago-Iwoye | 1629 | 543 | 2172 | 25.00 |
| Ondo State University of Science and | 0 | 0 | 0 | 0 |
| Osun State University, Osogbo | 144 | 72 | 216 | 33.33 |
| Plateau State University, Boko | 0 | 0 | 0 | 0 |
| Rivers State University | 1919 | 1365 | 3284 | 41.57 |
| Sokoto State University, Sokoto | 0 | 0 | 0 | 0 |
| Sule Lamido University, Kafin Hausa | 0 | 0 | 0 | 0 |
| Tai Solarin University of Education, | 105 | 147 | 252 | 58.33 |
| Taraba State University | 364 | 122 | 486 | 25.10 |
| Umaru Musa Yar'Adua University, | 414 | 145 | 559 | 25.94 |
| University of Africa, Toru-Orua | 0 | 0 | 0 | 0 |
| University of Medical Sciences, Ondo | 0 | 0 | 0 | 0 |
| Yobe State University, Damaturu | 114 | 36 | 150 | 24.00 |
| TOTAL | 25,421 | 15,014 | 40,435 | 37.13 |

Table 5. 39: Private University Postgraduate Enrolment/Percentage Female: 2018

| Private University | Male | Female | Total | % Female |
|---|-------------|---------------|--------------|-----------------|
| Achievers University, Owo | 52 | 16 | 68 | 23.53 |
| Adeleke University, Ede, Osun State | 26 | 25 | 51 | 49.02 |
| Afe Babalola University Ado-Ekiti, Ekiti State | 154 | 73 | 227 | 32.16 |
| African University of Science and Technology, Abuja | 123 | 64 | 187 | 34.22 |
| Ajayi Crowther University Oyo | 343 | 141 | 484 | 29.13 |
| Al-Hikmah University | 48 | 9 | 57 | 15.79 |
| Al-Qalam University, Katsina | 174 | 21 | 195 | 10.77 |
| American University of Nigeria, Yola | 125 | 40 | 165 | 24.24 |
| Anchor University, Ayobo, Lagos | 0 | 0 | 0 | 0 |
| Arthur Jarvis University | 0 | 0 | 0 | 0 |
| Augustine University, Ilara-Epe | 0 | 0 | 0 | 0 |
| Babcock University, Ilishan | 475 | 561 | 1036 | 54.15 |
| Baze University | 11 | 16 | 27 | 59.26 |
| Bells University of Technology, Ota | 76 | 27 | 103 | 26.21 |
| Benson Idahosa University, Benin City | 89 | 74 | 163 | 45.4 |
| Bingham University, Kodape | 31 | 15 | 46 | 32.61 |
| Bowen University, Iwo | 29 | 26 | 55 | 47.27 |
| Caleb University, Imota, Lagos | 282 | 71 | 353 | 20.11 |
| Caritas University, Amorji-Nike, Enugu | 0 | 0 | 0 | 0 |
| Chrisland University, Abeokuta | 0 | 0 | 0 | 0 |
| Christopher University | 0 | 0 | 0 | 0 |
| Clifford University | 0 | 0 | 0 | 0 |
| Coal City University, Enugu | 0 | 0 | 0 | 0 |
| Covenant University, Ota | 712 | 543 | 1255 | 43.27 |
| Crawford University, Igbesa | 15 | 10 | 25 | 40 |
| Crescent University, Abeokuta | 31 | 11 | 42 | 26.19 |
| Crown-Hill University | 0 | 0 | 0 | 0 |
| Dominican University, Ibadan | 0 | 0 | 0 | 0 |
| Eastern Palm University Ogboko | 0 | 0 | 0 | 0 |
| Edwin Clark University, Kiagbodo, Delta State | 0 | 0 | 0 | 0 |
| Eko University of Medicine and Health Sciences | 0 | 0 | 0 | 0 |
| Elizade University, Ilara-Mokin | 0 | 0 | 0 | 0 |
| Evangel University, Akaeze | 0 | 0 | 0 | 0 |
| Fountain University, Osogbo | 4 | 3 | 7 | 42.86 |
| Godfrey Okoye University, Ugwuomu-Nike | 79 | 105 | 184 | 57.07 |
| Gregory University, Uturu | 15 | 5 | 20 | 25 |
| Hallmark University, Ijebu-Itele | 0 | 0 | 0 | 0 |
| Hezekiah University, Umudi | 0 | 0 | 0 | 0 |
| Igbinedion University, Okada | 167 | 73 | 240 | 30.42 |
| Joseph Ayo Babalola University, Ikeji-Arakeji | 228 | 145 | 373 | 38.87 |
| Koladaisi University, Ibadan | 0 | 0 | 0 | 0 |
| Kwararafa University, Wukari | 0 | 0 | 0 | 0 |
| Landmark University, Omu-Aran | 37 | 22 | 59 | 37.29 |
| Lead City University, Ibadan | 178 | 112 | 290 | 38.62 |
| Legacy University, Okija | 0 | 0 | 0 | 0 |
| Madonna University, Nigeria | 82 | 64 | 146 | 43.84 |
| Mcperson University, Seriki-Sotayo | 0 | 0 | 0 | 0 |
| Michael and Cecilia Ibru University, Agbarha-Otor | 0 | 0 | 0 | 0 |
| Mountain Top University | 0 | 0 | 0 | 0 |
| Nile University of Nigeria, Abuja | 224 | 145 | 369 | 39.3 |

| | | | | |
|--|--------------|--------------|--------------|--------------|
| Novena University, Ogume | 82 | 35 | 117 | 29.91 |
| Obong University, Obong Ntak | 0 | 0 | 0 | 0 |
| Oduduwa University, Ipetumodu | 8 | 6 | 14 | 42.86 |
| Pamo University of Medical Sciences, Port Harcourt | 0 | 0 | 0 | 0 |
| Pan-Atlantic University, Lekki | 125 | 103 | 228 | 45.18 |
| Paul University, Awka | 0 | 0 | 0 | 0 |
| Precious Cornerstone University, Ibadan | 0 | 0 | 0 | 0 |
| Redeemers University, Ede | 82 | 69 | 151 | 45.7 |
| Rhema University, Nigeria | 0 | 0 | 0 | 0 |
| Ritman University Ikot Ekpene | 0 | 0 | 0 | 0 |
| Salem University, Lokoja | 12 | 5 | 17 | 29.41 |
| Samuel Adegboyega University, Ogwa | 13 | 0 | 13 | 0 |
| Skyline University, Nigeria | 0 | 0 | 0 | 0 |
| Spiritana University, Nneochi | 0 | 0 | 0 | 0 |
| Summit University, Offa | 0 | 0 | 0 | 0 |
| Tansian University, Umunya | 0 | 0 | 0 | 0 |
| University of Mkar, Mkar | 40 | 29 | 69 | 42.03 |
| Veritas University, Abuja | 20 | 13 | 33 | 39.39 |
| Wellspring University, Evbuobanosa | 0 | 0 | 0 | 0 |
| Wesley University, Ondo | 0 | 0 | 0 | 0 |
| Western Delta University, Oghara, Delta State | 0 | 0 | 0 | 0 |
| TOTAL | 4,192 | 2,677 | 6,869 | 38.97 |

Table 5. 40: Federal University Enrolment (Undergraduate and Postgraduate)/ Percentage Female: 2018

| University | Male UG | FemaleUG | Total UG | Male PG | FemalePG | Total PG | % Female UG | % Female PG |
|--|---------|----------|----------|---------|----------|----------|-------------|-------------|
| Abubakar Tafawa Balewa University, Bauchi | 14899 | 4179 | 19078 | 1862 | 716 | 2578 | 21.9 | 27.77 |
| Ahmadu Bello University | 28975 | 14791 | 43766 | 6331 | 2472 | 8803 | 33.8 | 28.08 |
| Airforce Institute of Technology | 492 | 68 | 560 | 52 | 5 | 57 | 12.14 | 8.77 |
| Alex Ekwueme Federal University Ndufu, Alike | 3844 | 3847 | 7691 | 30 | 13 | 43 | 50.02 | 30.23 |
| Bayero University, Kano | 22944 | 11106 | 34050 | 6174 | 2548 | 8722 | 32.62 | 29.21 |
| Federal University, Birnin Kebbi | 1346 | 660 | 2006 | 0 | 0 | 0 | 32.9 | 0 |
| Federal University, Dutse | 4520 | 1253 | 5773 | 0 | 0 | 0 | 21.7 | 0 |
| Federal University, Dutsin-Ma | 3747 | 1576 | 5323 | 164 | 35 | 199 | 29.61 | 17.59 |
| Federal University, Gashua | 917 | 294 | 1211 | 0 | 0 | 0 | 24.28 | 0 |
| Federal University, Gusau | 3169 | 1320 | 4489 | 0 | 0 | 0 | 29.41 | 0 |
| Federal University, Lafia | 907 | 600 | 1507 | 238 | 47 | 285 | 39.81 | 16.49 |
| Federal University, Lokoja | 2228 | 1620 | 3848 | 119 | 51 | 170 | 42.1 | 30 |
| Federal University of Agriculture, Abeokuta | 9009 | 6484 | 15493 | 697 | 555 | 1252 | 41.85 | 44.33 |
| Federal University of Agriculture, Makurdi | 11404 | 6365 | 17769 | 548 | 212 | 760 | 35.82 | 27.89 |
| Federal University of Kashere | 1385 | 611 | 1996 | 0 | 0 | 0 | 30.61 | 0 |
| Federal University of Petroleum Resources, Effurun | 3302 | 723 | 4025 | 66 | 20 | 86 | 17.96 | 23.26 |
| Federal University of Technology, Akure | 12733 | 4904 | 17637 | 1612 | 647 | 2259 | 27.81 | 28.64 |

| | | | | | | | | |
|---|----------------|----------------|------------------|----------------|---------------|----------------|--------------|--------------|
| Federal University of Technology, Minna | 14577 | 4846 | 19423 | 923 | 258 | 1181 | 24.95 | 21.85 |
| Federal University of Technology, Owerri | 16006 | 5968 | 21974 | 993 | 469 | 1462 | 27.16 | 32.08 |
| Federal University Otuoke | 5094 | 3686 | 8780 | 0 | 0 | 0 | 41.98 | 0 |
| Federal University Oye-Ekiti | 6034 | 4785 | 10819 | 208 | 89 | 297 | 44.23 | 29.97 |
| Federal University Wukari | 3869 | 1788 | 5657 | 0 | 0 | 0 | 31.61 | 0 |
| Michael Okpara University of Agriculture, Umudike | 16230 | 13763 | 29993 | 2344 | 1640 | 3984 | 45.89 | 41.16 |
| Modibbo Adama University of Technology, Yola | 11508 | 4290 | 15798 | 1840 | 464 | 2304 | 27.16 | 20.14 |
| National Open University of Nigeria | 233926 | 190636 | 424562 | 53614 | 35984 | 89598 | 44.9 | 40.16 |
| Nigeria Maritime University, Okerenkoko | 450 | 90 | 540 | 1 | 1 | 2 | 16.67 | 50 |
| Nigeria Police Academy, Wudil | 1767 | 275 | 2042 | 0 | 0 | 0 | 13.47 | 0 |
| Nigerian Army University, Biu | 771 | 111 | 882 | 0 | 0 | 0 | 12.59 | 0 |
| Nigerian Defence Academy, Kaduna | 1824 | 80 | 1904 | 1029 | 635 | 1664 | 4.2 | 38.16 |
| Nnamdi Azikiwe University, Awka | 14214 | 14598 | 28812 | 4530 | 2487 | 7017 | 50.67 | 35.44 |
| Obafemi Awolowo University, Ile-Ife | 15864 | 13012 | 28876 | 2225 | 1387 | 3612 | 45.06 | 38.4 |
| University of Abuja, Abuja | 10160 | 4004 | 14164 | 3021 | 2026 | 5047 | 28.27 | 40.14 |
| University of Benin, Benin City | 19151 | 17315 | 36466 | 3443 | 1695 | 5138 | 47.48 | 32.99 |
| University of Calabar, Calabar | 12798 | 14892 | 27690 | 1117 | 832 | 1949 | 53.78 | 42.69 |
| University of Ibadan, Ibadan | 10086 | 10107 | 20193 | 10826 | 6451 | 17277 | 50.05 | 37.34 |
| University of Ilorin, Ilorin | 22548 | 21040 | 43588 | 2635 | 1397 | 4032 | 48.27 | 34.65 |
| University of Jos, Jos | 12261 | 9472 | 21733 | 2927 | 1454 | 4381 | 43.58 | 33.19 |
| University of Lagos, Akoka | 22755 | 23175 | 45930 | 5816 | 5361 | 11177 | 50.46 | 47.96 |
| University of Maiduguri, Maiduguri | 24464 | 12369 | 36833 | 826 | 291 | 1117 | 33.58 | 26.05 |
| University of Nigeria, Nsukka | 18284 | 20248 | 38532 | 4579 | 3396 | 7975 | 52.55 | 42.58 |
| University of Port Harcourt, Port Harcourt | 14160 | 15605 | 29765 | 882 | 734 | 1616 | 52.43 | 45.42 |
| University of Uyo, Uyo | 11317 | 10136 | 21453 | 817 | 653 | 1470 | 47.25 | 44.42 |
| Usmanu Danfodiyo University, Sokoto | 16809 | 6651 | 23460 | 761 | 159 | 920 | 28.35 | 17.28 |
| TOTAL | 662,748 | 483,343 | 1,146,091 | 123,250 | 75,184 | 198,434 | 42.17 | 37.89 |

Table 5. 41: State University Enrolment (Undergraduate and Postgraduate)/ Percentage Female: 2018

| State University | Male UG | Femle UG | Total UG | Male PG | Female PG | Total PG | % Female UG | % Female PG |
|--|----------------|----------------|----------------|---------------|---------------|---------------|--------------|--------------|
| Abia State University, Uturu | 9546 | 11667 | 21213 | 2135 | 1747 | 3882 | 55 | 45 |
| Adamawa State University, Mubi | 8151 | 3641 | 11792 | 228 | 44 | 272 | 30.88 | 16.18 |
| Adekunle Ajasin University, Akungba - Akoko | 10283 | 9125 | 19408 | 233 | 132 | 365 | 47.02 | 36.16 |
| Adeleke University, Ede, Osun State | 1378 | 1249 | 2627 | 26 | 25 | 51 | 47.54 | 49.02 |
| Akwa Ibom State University | 4490 | 3775 | 8265 | 0 | 0 | 0 | 45.67 | 0 |
| Ambrose Alii University, Ekpoma | 12604 | 15766 | 28370 | 507 | 166 | 673 | 55.57 | 24.67 |
| Bauchi State University, Gadau | 6780 | 4068 | 10848 | 0 | 0 | 0 | 37.5 | 0 |
| Bayelsa Medical University | 175 | 206 | 381 | 0 | 0 | 0 | 54.07 | 0 |
| Benue State University, Makurdi | 14673 | 11415 | 26088 | 915 | 482 | 1397 | 43.76 | 34.5 |
| Chukwuemeka Odumegwu Ojukwu University, Uli. | 2844 | 3242 | 6086 | 382 | 408 | 790 | 53.27 | 51.65 |
| Cross River University of Technology | 11034 | 7472 | 18506 | 412 | 210 | 622 | 40.38 | 33.76 |
| Delta State University, Abraka | 8167 | 11506 | 19673 | 367 | 244 | 611 | 58.49 | 39.93 |
| Ebonyi State University | 9620 | 9222 | 18842 | 358 | 193 | 551 | 48.94 | 35.03 |
| Edo University Iyamho | 299 | 304 | 603 | 0 | 0 | 0 | 50.41 | 0 |
| Ekiti State University, Ado-Ekiti | 13274 | 11041 | 24315 | 522 | 343 | 865 | 45.41 | 39.65 |
| Enugu State University of Science and Technology | 8629 | 7967 | 16596 | 1130 | 754 | 1884 | 48.01 | 40.02 |
| Gombe State University | 6610 | 3723 | 10333 | 698 | 274 | 972 | 36.03 | 28.19 |
| Ibrahim Badamasi Babangida University | 7737 | 5034 | 12771 | 75 | 45 | 120 | 39.42 | 37.5 |
| Ignatius Ajuru University of Education | 2814 | 4964 | 7778 | 1273 | 1380 | 2653 | 63.82 | 52.02 |
| Imo State University Owerri | 12812 | 15986 | 28798 | 829 | 1370 | 2199 | 55.51 | 62.3 |
| Kaduna State University | 7485 | 6300 | 13785 | 2214 | 1373 | 3587 | 45.7 | 38.28 |
| Kano University of Science and Technology, Wudil | 12413 | 2439 | 14852 | 356 | 35 | 391 | 16.42 | 8.95 |
| Kebbi State University of Science and Technology, Aliero | 4499 | 945 | 5444 | 315 | 36 | 351 | 17.36 | 10.26 |
| Kogi State University, Anyigba | 9539 | 7897 | 17436 | 1052 | 300 | 1352 | 45.29 | 22.19 |
| Kwara State University, Malete | 7509 | 5374 | 12883 | 485 | 397 | 882 | 41.71 | 45.01 |
| Kwararafa University, Wukari | 346 | 179 | 525 | 0 | 0 | 0 | 34.1 | 0 |
| Ladoke Akintola University of Technology, Ogbomosho | 11139 | 10253 | 21392 | 2719 | 1007 | 3726 | 47.93 | 27.03 |
| Lagos State University, Ojo | 9308 | 9305 | 18613 | 782 | 612 | 1394 | 49.99 | 43.9 |
| Nasarawa State University, Keffi | 10457 | 7314 | 17771 | 0 | 0 | 0 | 41.16 | 0 |
| Nnamdi Azikiwe University, Awka | 14214 | 14598 | 28812 | 4530 | 2487 | 7017 | 50.67 | 35.44 |
| Olabisi Onabanjo University, Ago-Iwoye | 12920 | 13350 | 26270 | 1629 | 543 | 2172 | 50.82 | 25 |
| Ondo State University of Science and Technology, Okitipupa | 2033 | 1148 | 3181 | 0 | 0 | 0 | 36.09 | 0 |
| Osun State University, Osogbo | 6107 | 6276 | 12383 | 144 | 72 | 216 | 50.68 | 33.33 |
| Plateau State University, Bokkos | 2228 | 1518 | 3746 | 0 | 0 | 0 | 40.52 | 0 |
| Rivers State University | 2868 | 2970 | 5838 | 1919 | 1365 | 3284 | 50.87 | 41.57 |
| Sokoto State University, Sokoto | 5402 | 1950 | 7352 | 0 | 0 | 0 | 26.52 | 0 |
| Sule Lamido University, Kafin Hausa | 2464 | 695 | 3159 | 0 | 0 | 0 | 22 | 0 |
| Tai Solarin University of Education, Ijagun | 8312 | 11662 | 19974 | 105 | 147 | 252 | 58.39 | 58.33 |
| Taraba State University | 2495 | 1739 | 4234 | 364 | 122 | 486 | 41.07 | 25.1 |
| Umaru Musa Yar'Adua University, Katsina | 6692 | 2511 | 9203 | 414 | 145 | 559 | 27.28 | 25.94 |
| University of Africa, Toru-Orua | 256 | 215 | 471 | 0 | 0 | 0 | 45.65 | 0 |
| University of Medical Sciences, Ondo City | 512 | 742 | 1254 | 0 | 0 | 0 | 59.17 | 0 |
| Yobe State University, Damaturu | 4121 | 1658 | 5779 | 114 | 36 | 150 | 28.69 | 24 |
| TOTAL | 295,239 | 252,411 | 547,650 | 27,232 | 16,494 | 43,726 | 46.09 | 37.72 |

Table 5. 42: Enrolment (Undergraduate and Postgraduate)/ Percentage Female: 2018

| S/N | Private University | Male UG | Female UG | Total UG | Male PG | Female PG | Total PG | % Female UG | % Female PG |
|-----|---|---------|-----------|----------|---------|-----------|----------|-------------|-------------|
| 1 | Achievers University, Owo | 492 | 1132 | 1624 | 52 | 16 | 68 | 69.7 | 23.53 |
| 2 | Adeleke University, Ede, Osun State | 1378 | 1249 | 2627 | 26 | 25 | 51 | 47.54 | 49.02 |
| 3 | Afe Babalola University Ado-Ekiti, Ekiti State | 3283 | 3562 | 6845 | 154 | 73 | 227 | 52.04 | 32.16 |
| 4 | African University of Science and Technology, Abuja | 0 | 0 | 0 | 123 | 64 | 187 | 0 | 34.22 |
| 5 | Ajayi Crowther University Oyo | 939 | 1003 | 1942 | 343 | 141 | 484 | 51.65 | 29.13 |
| 6 | Al-Hikmah University | 2108 | 1445 | 3553 | 48 | 9 | 57 | 40.67 | 15.79 |
| 7 | Al-Qalam University, Katsina | 4069 | 3594 | 7663 | 174 | 21 | 195 | 46.9 | 10.77 |
| 8 | American University of Nigeria, Yola | 554 | 429 | 983 | 125 | 40 | 165 | 43.64 | 24.24 |
| 9 | Anchor University, Ayobo, Lagos | 161 | 196 | 357 | 0 | 0 | 0 | 54.9 | 0 |
| 10 | Arthur Jarvis University | 136 | 130 | 266 | 0 | 0 | 0 | 48.87 | 0 |
| 11 | Augustine University, Ilara-Epe | 114 | 97 | 211 | 0 | 0 | 0 | 45.97 | 0 |
| 12 | Babcock University, Ilishan | 3366 | 5927 | 9293 | 475 | 561 | 1036 | 63.78 | 54.15 |
| 13 | Baze University | 1014 | 807 | 1821 | 11 | 16 | 27 | 44.32 | 59.26 |
| 14 | Bells University of Technology, Ota | 1293 | 893 | 2186 | 76 | 27 | 103 | 40.85 | 26.21 |
| 15 | Benson Idahosa University, Benin City | 925 | 1058 | 1983 | 89 | 74 | 163 | 53.35 | 45.4 |
| 16 | Bingham University, Kodape | 1369 | 1450 | 2819 | 31 | 15 | 46 | 51.44 | 32.61 |
| 17 | Bowen University, Iwo | 1672 | 2379 | 4051 | 29 | 26 | 55 | 58.73 | 47.27 |
| 18 | Caleb University | 1410 | 1191 | 2601 | 282 | 71 | 353 | 45.79 | 20.11 |
| 19 | Caritas University, Amorji-Nike, Enugu | 1170 | 1075 | 2245 | 0 | 0 | 0 | 47.88 | 0 |
| 20 | Chrisland University, Abeokuta | 33 | 39 | 72 | 0 | 0 | 0 | 54.17 | 0 |
| 21 | Christopher University | 48 | 44 | 92 | 0 | 0 | 0 | 47.83 | 0 |
| 22 | Clifford University | 184 | 110 | 294 | 0 | 0 | 0 | 37.41 | 0 |
| 23 | Coal City University, Enugu | 62 | 74 | 136 | 0 | 0 | 0 | 54.41 | 0 |
| 24 | Covenant University | 4527 | 3354 | 7881 | 712 | 543 | 1255 | 42.56 | 43.27 |
| 25 | Crawford University | 794 | 581 | 1375 | 15 | 10 | 25 | 42.25 | 40 |
| 26 | Crescent University, Abeokuta | 927 | 810 | 1737 | 31 | 11 | 42 | 46.63 | 26.19 |
| 27 | Crown-Hill University | 82 | 61 | 143 | 0 | 0 | 0 | 42.66 | 0 |
| 28 | Dominican University, Ibadan | 47 | 11 | 58 | 0 | 0 | 0 | 18.97 | 0 |
| 29 | Eastern Palm University Ogboko | 110 | 132 | 242 | 0 | 0 | 0 | 54.55 | 0 |
| 30 | Edwin Clark University, Kiagbodo, Delta State | 325 | 267 | 592 | 0 | 0 | 0 | 45.1 | 0 |
| 31 | Eko University of Medicine and Health Sciences | 0 | 0 | 0 | 0 | 0 | 0 | 0 | 0 |
| 32 | Elizade University, Ilara-Mokin | 738 | 386 | 1124 | 0 | 0 | 0 | 34.34 | 0 |
| 33 | Evangel University, Akaeze | 246 | 344 | 590 | 0 | 0 | 0 | 58.31 | 0 |
| 34 | Fountain University, Osogbo | 548 | 560 | 1108 | 4 | 3 | 7 | 50.54 | 42.86 |
| 35 | Godfrey Okoye University, Ugwuomu-Nike | 977 | 1079 | 2056 | 79 | 105 | 184 | 52.48 | 57.07 |
| 36 | Gregory University, Uturu | 522 | 417 | 939 | 15 | 5 | 20 | 44.41 | 25 |
| 37 | Hallmark University, Ijebu-Itele | 46 | 44 | 90 | 0 | 0 | 0 | 48.89 | 0 |
| 38 | Hezekiah University, Umudi | 40 | 42 | 82 | 0 | 0 | 0 | 51.22 | 0 |
| 39 | Igbinedion University, Okada | 1838 | 2083 | 3921 | 167 | 73 | 240 | 53.12 | 30.42 |
| 40 | Joseph Ayo Babalola University, Ikeji-Arakeji | 1534 | 1270 | 2804 | 228 | 145 | 373 | 45.29 | 38.87 |
| 41 | Koladaisi University, Ibadan | 19 | 13 | 32 | 0 | 0 | 0 | 40.63 | 0 |
| 42 | Kwararafa University, Wukari | 346 | 179 | 525 | 0 | 0 | 0 | 34.1 | 0 |
| 43 | Landmark University, Omu-Aran | 1628 | 923 | 2551 | 37 | 22 | 59 | 36.18 | 37.29 |
| 44 | Lead City University, Ibadan | 1288 | 1512 | 2800 | 178 | 112 | 290 | 54 | 38.62 |
| 45 | Legacy University, Okija | 21 | 46 | 67 | 0 | 0 | 0 | 68.66 | 0 |
| 46 | Madonna University, Nigeria | 4904 | 7862 | 12766 | 82 | 64 | 146 | 61.59 | 43.84 |
| 47 | Mcpherson University, Seriki-Sotayo | 208 | 180 | 388 | 0 | 0 | 0 | 46.39 | 0 |

| | | | | | | | | | |
|----|--|--------|--------|---------|-------|-------|-------|-------|-------|
| 48 | Michael and Cecilia Ibru University, Agbarha- Otor | 233 | 182 | 415 | 0 | 0 | 0 | 43.86 | 0 |
| 49 | Mountain Top University | 505 | 417 | 922 | 0 | 0 | 0 | 45.23 | 0 |
| 50 | Nile University of Nigeria, Abuja | 362 | 333 | 695 | 224 | 145 | 369 | 47.91 | 39.3 |
| 51 | Novena University, Ogume | 1022 | 808 | 1830 | 82 | 35 | 117 | 44.15 | 29.91 |
| 52 | Obong University, Obong Ntak | 36 | 39 | 75 | 0 | 0 | 0 | 52 | 0 |
| 53 | Oduduwa University, Ipetumodu | 491 | 812 | 1303 | 8 | 6 | 14 | 62.32 | 42.86 |
| 54 | Pamo University of Medical Sciences, Port Harcourt | 38 | 80 | 118 | 0 | 0 | 0 | 67.8 | 0 |
| 55 | Pan-Atlantic University, Lekki | 168 | 183 | 351 | 125 | 103 | 228 | 52.14 | 45.18 |
| 56 | Paul University, Awka | 214 | 190 | 404 | 0 | 0 | 0 | 47.03 | 0 |
| 57 | Precious Cornerstone University, Ibadan | 41 | 38 | 79 | 0 | 0 | 0 | 48.1 | 0 |
| 58 | Redeemers University, Ede | 682 | 767 | 1449 | 82 | 69 | 151 | 52.93 | 45.7 |
| 59 | Rhema University, Nigeria | 186 | 203 | 389 | 0 | 0 | 0 | 52.19 | 0 |
| 60 | Ritman University Ikot Ekpene | 181 | 193 | 374 | 0 | 0 | 0 | 51.6 | 0 |
| 61 | Salem University, Lokoja | 317 | 242 | 559 | 12 | 5 | 17 | 43.29 | 29.41 |
| 62 | Samuel Adegboyega University, Ogwa | 207 | 206 | 413 | 13 | 0 | 13 | 49.88 | 0 |
| 63 | Skyline University, Nigeria | 41 | 42 | 83 | 0 | 0 | 0 | 50.6 | 0 |
| 64 | Spiritana University, Nneochi | 19 | 19 | 38 | 0 | 0 | 0 | 50 | 0 |
| 65 | Summit University, Offa | 77 | 86 | 163 | 0 | 0 | 0 | 52.76 | 0 |
| 66 | Tansian University, Umunya | 710 | 468 | 1178 | 0 | 0 | 0 | 39.73 | 0 |
| 67 | University of Mkar, Mkar | 149 | 185 | 334 | 40 | 29 | 69 | 55.39 | 42.03 |
| 68 | Veritas University, Abuja | 693 | 870 | 1563 | 20 | 13 | 33 | 55.66 | 39.39 |
| 69 | Wellspring University, Evbuobanosa | 138 | 157 | 295 | 0 | 0 | 0 | 53.22 | 0 |
| 70 | Wesley University, Ondo | 270 | 269 | 539 | 0 | 0 | 0 | 49.91 | 0 |
| 71 | Western Delta University, Oghara, Delta State | 526 | 193 | 719 | 0 | 0 | 0 | 26.84 | 0 |
| | TOTAL | 54,801 | 57,022 | 111,823 | 4,192 | 2,677 | 6,869 | 50.99 | 38.97 |

The major challenges facing Nigerian universities is the instability of the academic calendar occasioned mostly by industrial actions. Other local problems also lead to closure of the universities for a period. All these contribute to unstable academic calendar and in turn delay in the graduation of students. Graduation rates are also affected by students' performance and dropout rates. Table 5.43 shows the percentage of students who graduated as at when due in 2018.

Table 5. 43: Federal University % students who graduated when due, 2018

| Federal University | % students who graduated when due |
|--|--|
| Abubakar Tafawa Balewa University Bauchi | 44 |
| Ahmadu Bello University | 0.53 |
| Airforce Institute of Technology | 0 |
| Alex Ekwueme Federal University, Ndufu Alike | 96 |
| Bayero University, Kano | 78.4 |
| Federal University, Birnin Kebbi | 53.4 |
| Federal University, Dutse | 53 |
| Federal University, Dutsin-Ma | 96 |
| Federal University, Gashua | 65 |
| Federal University, Gusau | 44 |
| Federal University, Lafia | 95 |
| Federal University, Lokoja | 0 |
| Federal University of Agriculture, Abeokuta | 88 |
| Federal University of Agriculture, Makurdi | 0 |
| Federal University of Kashere | 91.1 |
| Federal University of Petroleum Resources, | 37.9 |
| Federal University of Technology, Akure | 73.2 |
| Federal University of Technology, Minna | 90 |
| Federal University of Technology, Owerri | 66 |
| Federal University Otuoke | 83 |
| Federal University Oye-Ekiti | 34 |
| Federal University Wukari | 95 |
| Michael Okpara University of Agriculture, | 56 |
| Modibbo Adama University of Technology, Yola | 76 |
| National Open University of Nigeria | 34 |
| Nigeria Maritime University, Okerenkoko | 1 |
| Nigeria Police Academy, Wudil | 98 |
| Nigerian Army University, Biu | 0 |
| Nigerian Defence Academy, Kaduna | 100 |
| Nnamdi Azikiwe University, Awka | 51.56 |
| Obafemi Awolowo University, Ile-Ife | 85 |
| University of Abuja, Abuja | 0 |
| University of Benin, Benin City | 74.26 |
| University of Calabar, Calabar | 92 |
| University of Ibadan, Ibadan | 96.6 |
| University of Ilorin, Ilorin | 92 |
| University of Jos, Jos | 84 |
| University of Lagos, Akoka | 93 |
| University of Maiduguri, Maiduguri | 0.6 |
| University of Nigeria, Nsukka | 70 |
| University of Port Harcourt, Port Harcourt | 0.69 |
| University of Uyo, Uyo | 80 |
| Usmanu Danfodiyo University, Sokoto | 35.53 |

Table 5. 44: **State University: % students who graduated when due: 2018**

| State University | % students who |
|--|----------------|
| Abia State University, Uturu | 75 |
| Adamawa State University, Mubi | 0 |
| Adekunle Ajasin University, Akungba - Akoko | |
| Akwa Ibom State University | 75 |
| Ambrose Alii University, Ekpoma | 73 |
| Bauchi State University, Gadau | 90 |
| Bayelsa Medical University | 0 |
| Benue State University, Makurdi | 80 |
| Chukwuemeka Odumegwu Ojukwu University, Uli. | 80 |
| Cross River University of Technology | 80 |
| Delta State University, Abraka | 87 |
| Eastern Palm University Ogboko | 0 |
| Ebonyi State University | 42.65 |
| Edo University Iyamho | 0 |
| Ekiti State University, Ado-Ekiti | 95 |
| Enugu State University of Science and Technology | 38.12 |
| Gombe State University | 65 |
| Ibrahim Badamasi Babangida University | 95.6 |
| Ignatius Ajuru University of Education | 80 |
| Imo State University, Owerri | 0 |
| Kaduna State University | 72 |
| Kano University of Science and Technology, Wudil | 59.03 |
| Kebbi State University of Science and Technology, Aliero | 63 |
| Kogi State University, Anyigba | 87 |
| Kwara State University, Malete | 80 |
| Ladoke Akintola University of Technology, Ogbomoso | 0 |
| Lagos State University, Ojo | 0 |
| Nasarawa State University, Keffi | 90 |
| Niger Delta University | 94.74 |
| Olabisi Onabanjo University, Ago-Iwoye | 95 |
| Ondo State University of Science and Technology, | 95 |
| Osun State University, Osogbo | 80 |
| Plateau State University, Bokkos | 76 |
| Rivers State University | 85 |
| Sokoto State University, Sokoto | 52 |
| Sule Lamido University, Kafin Hausa | 100 |
| Tai Solarin University of Education, Ijagun | 94 |
| Taraba State University | 99.5 |
| Umaru Musa Yar'Adua University, Katsina | 62 |
| University of Africa, Toru-Orua | 0 |
| University of Medical Sciences, Ondo City | 0 |
| Yobe State University, Damaturu | 89 |
| Yusuf Maitama Sule University, Kano | 68 |

Table 5. 45: Number and Accreditation Status of Academic Programmes: 2018

| Federal University | Number of Academic Programmes | Programmes with full | % Full Accreditation |
|---|--------------------------------------|-----------------------------|-----------------------------|
| AbubakarTafawa Balewa University | 48 | 46 | 96 |
| Ahmadu Bello University | 89 | 72 | 81 |
| Airforce Institute of Technology | 15 | 17 | 113 |
| Alex Ekwueme Federal University | 51 | 32 | 63 |
| Bayero University, Kano | 87 | 82 | 94 |
| Federal University Birnin Kebbi | 24 | 12 | 50 |
| Federal University Dutse | 31 | 17 | 55 |
| Federal University Dutsin-Ma | 40 | 29 | 73 |
| Federal University Gashua | 21 | 16 | 76 |
| Federal University Gusau | 28 | 15 | 54 |
| Federal University Lafia | 21 | 16 | 76 |
| Federal University Lokoja | 11 | 11 | 100 |
| Federal University of Agriculture, | 29 | 27 | 93 |
| Federal University of Agriculture, | 49 | 49 | 100 |
| Federal University of Kashere | 34 | 32 | 94 |
| Federal University of Petroleum | 13 | 13 | 100 |
| Federal University of Technology, | 51 | 47 | 92 |
| Federal University of Technology, | 38 | 33 | 87 |
| Federal University of Technology, | 45 | 42 | 93 |
| Federal University Otuoke | 29 | 13 | 45 |
| Federal University Oye-Ekiti | 55 | 29 | 53 |
| Federal University Wukari | 24 | 24 | 100 |
| Michael Okpara University of | 61 | 40 | 66 |
| Modibbo Adama University of | 46 | 43 | 93 |
| National Open University of Nigeria | 74 | 38 | 51 |
| Nigeria Maritime University, Okerenkoko | 13 | 13 | 100 |
| Nigeria Police Academy, Wudil | 17 | 3 | 18 |
| Nigerian Army University, Biu | 39 | 0 | 0 |
| Nigerian Defence Academy, Kaduna | 17 | 15 | 88 |
| Nnamdi Azikiwe University, Awka | 92 | 80 | 87 |
| Obafemi Awolowo University, Ile-Ife | 120 | 115 | 96 |
| University of Abuja, Abuja | 50 | 42 | 84 |
| University of Benin, Benin City | 115 | 75 | 65 |
| University of Calabar, Calabar | 76 | 67 | 88 |
| University of Ibadan, Ibadan | 89 | 88 | 99 |
| University of Ilorin, Ilorin | 96 | 91 | 95 |
| University of Jos, Jos | 74 | 31 | 42 |
| University of Lagos, Akoka | 85 | 83 | 98 |
| University of Maiduguri, Maidiguri | 95 | 93 | 98 |
| University of Nigeria, Nsukka | 93 | 87 | 94 |
| University of Port Harcourt, Port Harcourt | 68 | 67 | 99 |
| University of Uyo, Uyo | 85 | 82 | 96 |
| Usmanu Danfodiyo University, Sokoto | 56 | 55 | 98 |

Table 5. 46: Number and Accreditation Status of Academic Programmes : 2018

| State University | Number of Academic Programmes | Programmes with full Accreditation | % Full Accreditation |
|-----------------------------------|--------------------------------------|---|-----------------------------|
| Abia State University, Uturu | 76 | 65 | 86 |
| Adamawa State University, | 24 | 20 | 83 |
| Adekunle Ajasin University, | 60 | 45 | 75 |
| Akwa Ibom State University | 40 | 38 | 95 |
| Ambrose Alii University, | 68 | 62 | 91 |
| Bauchi State University, Gadau | 23 | 18 | 78 |
| Bayelsa Medical University | 24 | 0 | 0 |
| Benue State University, | 54 | 36 | 67 |
| Chukwuemeka Odumegwu | 71 | 43 | 61 |
| Cross River University of | 42 | 34 | 81 |
| Delta State University, Abraka | 75 | 63 | 84 |
| Eastern Palm University | 28 | 28 | 100 |
| Ebonyi State University | 58 | 46 | 79 |
| Edo University Iyamho | 19 | 8 | 42 |
| Ekiti State University, Ado-Ekiti | 80 | 57 | 71 |
| Enugu State University of | 60 | 53 | 88 |
| Gombe State University | 60 | 30 | 50 |
| Ibrahim Badamasi Babangida | 30 | 30 | 100 |
| Ignatius Ajuru University of | 45 | 45 | 100 |
| Imo State University Owerri | 68 | 65 | 96 |
| Kaduna State University | 34 | 29 | 85 |
| Kano University of Science and | 24 | 24 | 100 |
| Kebbi State University of | 23 | 22 | 96 |
| Kogi State University, Anyigba | 44 | 36 | 82 |
| Kwara State University, Malete | 51 | 35 | 69 |
| Ladoke Akintola University of | 34 | 29 | 85 |
| Lagos State University, Ojo | 70 | 62 | 89 |
| Nasarawa State University, | 70 | 45 | 64 |
| Niger Delta University | 60 | 57 | 95 |
| Olabisi Onabanjo University, | 75 | 68 | 91 |
| Ondo State University of | 19 | 9 | 47 |
| Osun State University, Osogbo | 45 | 44 | 98 |
| Plateau State University, | 17 | 15 | 88 |
| Rivers State University | 132 | 130 | 98 |
| Sokoto State University, Sokoto | 23 | 18 | 78 |
| Sule Lamido University, Kafin | 15 | 13 | 87 |
| Tai Solarin University of | 29 | 26 | 90 |
| Taraba State University | 35 | 33 | 94 |
| Umaru Musa Yar'Adua | 36 | 35 | 97 |
| University of Africa, Toru-Orua | 26 | 26 | 100 |
| University of Medical Sciences, | 14 | 4 | 29 |
| Yobe State University, | 32 | 29 | 91 |
| Yusuf Maitama Sule University, | 32 | 24 | 75 |

Table 5. 47: Federal University Graduate Output and Percentage First Class: 2018

| Federal University | Total No. of Graduates | Total No. in First Class | % First Class |
|--|-------------------------------|---------------------------------|----------------------|
| Abubakar Tafawa Balewa University Bauchi | 1982 | 41 | 2.07 |
| Ahmadu Bello University | 4271 | 45 | 1.05 |
| Airforce Institute of Technology | 0 | 0 | 0 |
| Alex Ekwueme Federal University Ndufu Alike | 355 | 15 | 4.23 |
| Bayero University, Kano | 5544 | 78 | 1.41 |
| Federal University Birnin Kebbi | 267 | 18 | 6.74 |
| Federal University Dutse | 536 | 44 | 8.21 |
| Federal University Dutsin-Ma | 476 | 24 | 5.04 |
| Federal University Gashua | 206 | 8 | 3.88 |
| Federal University Gusau | 357 | 3 | 0.84 |
| Federal University Lafia | 325 | 5 | 1.54 |
| Federal University Lokoja | 0 | 0 | 0 |
| Federal University of Agriculture, Abeokuta | 3396 | 111 | 3.27 |
| Federal University of Agriculture, Makurdi | 0 | 0 | 0 |
| Federal University of Kashere | 460 | 42 | 9.13 |
| Federal University of Petroleum Resources, | 191 | 19 | 9.95 |
| Federal University of Technology, Akure | 2009 | 120 | 5.97 |
| Federal University of Technology, Minna | 2381 | 56 | 2.35 |
| Federal University of Technology, Owerri | 1638 | 30 | 1.83 |
| Federal University Otuoke | 417 | 24 | 5.76 |
| Federal University Oye-Ekiti | 455 | 16 | 3.52 |
| Federal University Wukari | 632 | 24 | 3.8 |
| Michael Okpara University of Agriculture, | 1910 | 58 | 3.04 |
| Modibbo Adama University of Technology, Yola | 0 | 0 | 0 |
| National Open University of Nigeria | 20823 | 103 | 0.49 |
| Nigeria Maritime University, Okerenkoko | 1 | 1 | 100 |
| Nigeria Police Academy, Wudil | 600 | 16 | 2.67 |
| Nigerian Army University, Bui | 0 | 0 | 0 |
| Nigerian Defence Academy, Kaduna | 416 | 3 | 0.72 |
| Nnamdi Azikiwe University, Awka | 3292 | 43 | 1.31 |
| Obafemi Awolowo University, Ile-Ife | 6086 | 87 | 1.43 |
| University of Abuja, Abuja | 0 | 0 | 0 |
| University of Benin, Benin City | 7225 | 127 | 1.76 |
| University of Calabar, Calabar | 11509 | 42 | 0.36 |
| University of Ibadan, Ibadan | 9661 | 189 | 1.96 |
| University of Ilorin, Ilorin | 10499 | 103 | 0.98 |
| University of Jos, Jos | 7479 | 5 | 0.07 |
| University of Lagos, Akoka | 6794 | 245 | 3.61 |
| University of Maiduguri, Maiduguri | 3809 | 53 | 1.39 |
| University of Nigeria, Nsukka | 3668 | 119 | 3.24 |
| University of Port Harcourt, Port Harcourt | 1566 | 42 | 2.68 |
| University of Uyo, Uyo | 3149 | 47 | 1.49 |
| Usmanu Danfodiyo University, Sokoto | 2443 | 36 | 1.47 |
| TOTAL | 126,828 | 2,042 | 1.61 |

Note Zero indicates no data returned by the university typically because the university is yet to graduate students.

Table 5. 48: State University Graduate Output and Percentage First Class: 2018

| State University | Total No. of Graduate | Total No. in First Class | % First Class |
|---|------------------------------|---------------------------------|----------------------|
| Abia State University, Uturu | 4153 | 18 | 0.43 |
| Adamawa State University, Mubi | 0 | 0 | 0 |
| Adekunle Ajasin University, Akungba - Akoko | 0 | 0 | 0 |
| Akwa Ibom State University | 930 | 15 | 1.61 |
| Ambrose Alii University, Ekpoma | 7694 | 2 | 0.03 |
| Bauchi State University, Gadau | 400 | 16 | 4 |
| Bayelsa Medical University | 0 | 0 | 0 |
| Benue State University, Makurdi | 0 | 0 | 0 |
| Chukwuemeka Odumegwu Ojukwu University, Uli. | 2373 | 21 | 0.88 |
| Cross River University of Technology | 5865 | 0 | 0 |
| Delta State University, Abraka | 8519 | 35 | 0.41 |
| Eastern Palm University Ogboko | 0 | 0 | 0 |
| Ebonyi State University | 2564 | 15 | 0.59 |
| Edo University Iyamho | 0 | 0 | 0 |
| Ekiti State University, Ado-Ekiti | 6020 | 47 | 0.78 |
| Enugu State University of Science and Technology | 1230 | 0 | 0 |
| Gombe State University | 1130 | 24 | 2.12 |
| Ibrahim Badamasi Babangida University | 2084 | 30 | 1.44 |
| Ignatius Ajuru University of Education | 2135 | 6 | 0.28 |
| Imo State University Owerri | 0 | 0 | 0 |
| Kaduna State University | 1114 | 34 | 3.05 |
| Kano University of Science and Technology, Wudil | 8418 | 103 | 1.22 |
| Kebbi State University of Science and Technology, | 304 | 14 | 4.61 |
| Kogi State University, Anyigba | 5480 | 22 | 0.4 |
| Kwara State University, Malete | 1398 | 30 | 2.15 |
| Ladoke Akintola University of Technology, | 3681 | 147 | 3.99 |
| Lagos State University, Ojo | 0 | 0 | 0 |
| Nasarawa State University, Keffi | 6031 | 20 | 0.33 |
| Niger Delta University | 2570 | 13 | 0.51 |
| Olabisi Onabanjo University, Ago-Iwoye | 3128 | 11 | 0.35 |
| Ondo State University of Science and Technology, | 244 | 10 | 4.1 |
| Osun State University, Osogbo | 1647 | 62 | 3.76 |
| Plateau State University, Bokkos | 0 | 0 | 0 |
| Rivers State University | 3083 | 25 | 0.81 |
| Sokoto State University, Sokoto | 472 | 19 | 4.03 |
| Sule Lamido University, Kafin Hausa | 262 | 12 | 4.58 |
| Tai Solarin University of Education, Ijagun | 3246 | 23 | 0.71 |
| Taraba State University | 1035 | 5 | 0.48 |
| Umaru Musa Yar'Adua University, Katsina | 1402 | 7 | 0.5 |
| University of Africa, Toru-Orua | 0 | 0 | 0 |
| University of Medical Sciences, Ondo City | 0 | 0 | 0 |
| Yobe State University, Damaturu | 699 | 17 | 2.43 |
| Yusuf Maitama Sule University, Kano | 549 | 34 | 6.19 |
| TOTAL | 89,860 | 837 | 0.93 |

Note Zero indicates no data returned by the university typically because the university is yet to graduate student

Table 5. 49: Private Universities Graduate Output and Percentage First Class: 2018

| University | Total No. of Graduate | Total No. in First Class | % First Class |
|---|-----------------------|--------------------------|---------------|
| Achievers University, Owo | 183 | 8 | 4.37 |
| Adeleke University, Ede, Osun State | 193 | 7 | 3.63 |
| Afe Babalola University Ado-Ekiti, Ekiti State | 935 | 73 | 7.81 |
| African University of Science and Technology, Abuja | 0 | 0 | 0 |
| Ajayi Crowther University Oyo | 291 | 19 | 6.53 |
| Al-Hikmah University | 798 | 20 | 2.51 |
| Al-Qalam University Katsina | 924 | 20 | 2.16 |
| American University of Nigeria | 144 | 16 | 11.11 |
| Anchor University, Ayobo, Lagos | 0 | 0 | 0 |
| Arthur Jarvis University | 0 | 0 | 0 |
| Augustine University, Ilara-Epe | 0 | 0 | 0 |
| Babcock University | 2269 | 91 | 4.01 |
| Baze University | 230 | 10 | 4.35 |
| Bells University of Technology, Ota | 413 | 45 | 10.9 |
| Benson Idahosa University | 464 | 48 | 10.34 |
| Bingham University, Kodape | 266 | 16 | 6.02 |
| Bowen University, Iwo | 957 | 64 | 6.69 |
| Caleb University | 398 | 23 | 5.78 |
| Caritas University, Amorji-Nike, Enugu | 281 | 11 | 3.91 |
| Chrisland University | 0 | 0 | 0 |
| Christopher University | 0 | 0 | 0 |
| Clifford University | 0 | 0 | 0 |
| Coal City University, Enugu | 0 | 0 | 0 |
| Covenant University | 1522 | 238 | 15.64 |
| Crawford University | 304 | 27 | 8.88 |
| Crescent University, Abeokuta | 424 | 30 | 7.08 |
| Crown-Hill University | 0 | 0 | 0 |
| Dominican University, Ibadan | 0 | 0 | 0 |
| Eastern Palm University Ogboko | 0 | 0 | 0 |
| Edwin Clark University, Kiagbodo, Delta State | 0 | 0 | 0 |
| Eko University of Medicine and Health Sciences | 0 | 0 | 0 |
| Elizade University, Ilara-Mokin | 131 | 19 | 14.5 |
| Evangel University, Akaeze | 58 | 1 | 1.72 |
| Fountain University, Osogbo | 319 | 22 | 6.9 |
| Godfrey Okoye University, Ugwuomu-Nike | 418 | 4 | 0.96 |
| Gregory University, Uturu | 100 | 4 | 4 |
| Hallmark University, Ijebu-Itele | 0 | 0 | 0 |
| Hezekiah University Umudi | 0 | 0 | 0 |
| Igbinedion University, Okada | 736 | 20 | 2.72 |
| Joseph Ayo Babalola University, Ikeji-Arakeji | 630 | 25 | 3.97 |
| Koladaisi University, Ibadan | 0 | 0 | 0 |
| Kwararafa University, Wukari | 282 | 4 | 1.42 |
| Landmark University, Omu-Aran | 405 | 38 | 9.38 |
| Lead City University, Ibadan | 768 | 41 | 5.34 |
| Legacy University, Okija | 0 | 0 | 0 |
| Madonna University, Nigeria | 1582 | 31 | 1.96 |

| | | | |
|--|-------|------|-------|
| Mcperson University, Seriki-Sotayo | 70 | 19 | 27.14 |
| Michael and Cecilia Ibru University, Agbarha-Otor | 0 | 0 | 0 |
| Mountain Top University | 0 | 0 | 0 |
| Nile University of Nigeria, Abuja | 365 | 21 | 5.75 |
| Novena University, Ogume | 492 | 12 | 2.44 |
| Obong University, Obong Ntak | 70 | 2 | 2.86 |
| Oduduwa University, Ipetumodu | 644 | 24 | 3.73 |
| Pamo University of Medical Sciences, Port Harcourt | 0 | 0 | 0 |
| Pan-Atlantic University, Lekki | 242 | 16 | 6.61 |
| Paul University, Awka | 48 | 4 | 8.33 |
| Precious Cornerstone University, Ibadan | 0 | 0 | 0 |
| Redeemers University, Ede | 423 | 27 | 6.38 |
| Rhema University, Nigeria | 29 | 3 | 10.34 |
| Ritman University Ikot Ekpene | 0 | 0 | 0 |
| Salem University, Lokoja | 169 | 8 | 4.73 |
| Samuel Adegboyega University, Ogwa | 88 | 10 | 11.36 |
| Skyline University, Nigeria | 0 | 0 | 0 |
| Spiritan University, Nneochi | 0 | 0 | 0 |
| Summit University, Offa | 0 | 0 | 0 |
| Tansian University, Umunya | 433 | 2 | 0.46 |
| University of Mkar, Mkar | 242 | 6 | 2.48 |
| Veritas University, Abuja | 109 | 10 | 9.17 |
| Wellspring University, Evbuobanosa | 61 | 7 | 11.48 |
| Wesley University, Ondo | 162 | 7 | 4.32 |
| Western Delta University, Oghara, Delta State | 165 | 0 | 0 |
| Total | 20237 | 1153 | 5.4 |

Note Zero indicates no data returned by the university typically because the university is yet to graduate

5.3 Polytechnic

Polytechnic is a school of higher education offering instruction in a variety of vocational, technical and scientific subjects. National Board for Technical Education (NBTE) is the regulatory body for the operation of polytechnics in Nigeria.

Table 5. 50: Federal Polytechnic Enrolment by Institution, Level and Gender: 2015/2016

| S/No | Institution | STATE | Pre-ND | | ND 1 | | ND 2 | | ND 3 | | HND 1 | | HND 2 | | HND 3 | | Total | | |
|--------------|---|-----------|------------|------------|--------------|--------------|--------------|--------------|-------------|-------------|--------------|--------------|--------------|--------------|------------|------------|---------------|--------------|---------------|
| | | | M | F | M | F | M | F | M | F | M | F | M | F | M | F | M | F | MF |
| 1 | AirForce Institute of Technology (AFIT), Kaduna | Kaduna | 0 | 0 | 161 | 5 | 257 | 23 | 0 | 0 | 85 | 13 | 154 | 15 | 0 | 0 | 657 | 56 | 713 |
| 2 | Akanu Ibiam Federal Polytechnic, Unwana-Afikpo | Ebonyi | 0 | 0 | 892 | 754 | 763 | 509 | 0 | 0 | 569 | 444 | 568 | 357 | 0 | 0 | 2792 | 2064 | 4856 |
| 3 | Auchi Polytechnic, Auchi | Edo | 0 | 0 | 7287 | 6666 | 7147 | 6956 | 3043 | 3754 | 3677 | 3464 | 3233 | 2982 | 732 | 742 | 25119 | 24564 | 49683 |
| 4 | Federal Polytechnic, Bali | Taraba | 0 | 0 | 205 | 131 | 188 | 120 | 0 | 0 | 0 | 0 | 0 | 0 | 0 | 0 | 393 | 251 | 644 |
| 5 | Federal Polytechnic, Bauchi | Bauchi | 240 | 108 | 2703 | 1000 | 2289 | 1027 | 0 | 0 | 995 | 630 | 1253 | 691 | 0 | 0 | 7480 | 3456 | 10936 |
| 6 | Federal Polytechnic, Bida | Niger | 0 | 0 | 1293 | 976 | 1977 | 1038 | 0 | 0 | 835 | 419 | 1033 | 490 | 0 | 0 | 5138 | 2923 | 8061 |
| 7 | Federal Polytechnic, Damaturu | Yobe | 0 | 0 | 1237 | 592 | 733 | 581 | 0 | 0 | 150 | 94 | 228 | 103 | 0 | 0 | 2348 | 1370 | 3718 |
| 8 | Federal Polytechnic, Ede | Osun | 17 | 23 | 1002 | 686 | 1466 | 1005 | 385 | 365 | 488 | 398 | 506 | 351 | 0 | 0 | 3864 | 2828 | 6692 |
| 9 | Federal Polytechnic, Idah | Kogi | 0 | 0 | 938 | 548 | 767 | 494 | 0 | 0 | 433 | 266 | 785 | 415 | 0 | 0 | 2923 | 1723 | 4646 |
| 10 | Federal Polytechnic, Ilaro | Ogun | 0 | 0 | 681 | 452 | 782 | 635 | 0 | 0 | 460 | 511 | 463 | 495 | 0 | 0 | 2386 | 2093 | 4479 |
| 11 | Federal Polytechnic, Ile-Oluji | Ondo | 0 | 0 | 29 | 29 | 0 | 0 | 0 | 0 | 0 | 0 | 0 | 0 | 0 | 0 | 29 | 29 | 58 |
| 12 | Federal Polytechnic, Kaura-Namoda | Zamfara | 0 | 0 | 438 | 271 | 397 | 251 | 0 | 0 | 273 | 192 | 246 | 171 | 0 | 0 | 1354 | 885 | 2239 |
| 13 | Federal Polytechnic, Mubi | Adamawa | 0 | 0 | 1647 | 497 | 1956 | 908 | 0 | 0 | 272 | 111 | 232 | 122 | 0 | 0 | 4107 | 1638 | 5745 |
| 14 | Federal Polytechnic, Nassarawa | Nasarawa | 0 | 0 | 924 | 684 | 993 | 806 | 0 | 0 | 1050 | 569 | 853 | 468 | 0 | 0 | 3820 | 2527 | 6347 |
| 15 | Federal Polytechnic, Nekede | Imo | 0 | 0 | 1627 | 1777 | 2247 | 2216 | 0 | 0 | 751 | 905 | 624 | 920 | 0 | 0 | 5249 | 5818 | 11067 |
| 16 | Federal Polytechnic, Offa | Kwara | 0 | 0 | 925 | 569 | 1856 | 1389 | 0 | 0 | 861 | 636 | 1426 | 1233 | 0 | 0 | 5068 | 3827 | 8895 |
| 17 | Federal Polytechnic, Oko | Anambra | 0 | 0 | 793 | 885 | 763 | 755 | 0 | 0 | 918 | 1026 | 857 | 968 | 0 | 0 | 3331 | 3634 | 6965 |
| 18 | Federal Polytechnic, Ukana | Akwa Ibom | 0 | 0 | 45 | 18 | 0 | 0 | 0 | 0 | 0 | 0 | 0 | 0 | 0 | 0 | 45 | 18 | 63 |
| 19 | Hussaini Adamu Polytechnic, Kazaure | Jigawa | 0 | 0 | 430 | 111 | 394 | 95 | 0 | 0 | 84 | 25 | 84 | 25 | 0 | 0 | 992 | 256 | 1248 |
| 20 | Institute of Technology and Environmental Studies, NASME, Makurdi | Benue | 0 | 0 | 649 | 105 | 658 | 121 | 0 | 0 | 140 | 16 | 143 | 15 | 0 | 0 | 1590 | 257 | 1847 |
| 21 | Kaduna Polytechnic, Kaduna | Kaduna | 0 | 0 | 7919 | 4604 | 3468 | 1949 | 0 | 0 | 3124 | 1935 | 1848 | 1790 | 0 | 0 | 16359 | 10278 | 26637 |
| 22 | National Institute of Construction Technology, Uromi | Edo | 0 | 0 | 59 | 4 | 0 | 0 | 0 | 0 | 0 | 0 | 0 | 0 | 0 | 0 | 59 | 4 | 63 |
| 23 | Waziri Umaru Polytechnic, Birnin-kebbi | Kebbi | 0 | 0 | 859 | 353 | 835 | 347 | 0 | 0 | 772 | 307 | 753 | 297 | 0 | 0 | 3219 | 1304 | 4523 |
| 24 | Yaba College of Technology, Yaba | Lagos | 0 | 0 | 2579 | 1825 | 2705 | 2103 | 932 | 978 | 1657 | 1527 | 1574 | 1377 | 90 | 65 | 9537 | 7875 | 17412 |
| TOTAL | | | 257 | 131 | 35322 | 23542 | 32641 | 23328 | 4360 | 5097 | 17594 | 13488 | 16863 | 13285 | 822 | 807 | 107859 | 79678 | 187537 |

Table 5. 51: State Polytechnic Enrolment by Institution, Level and Gender: 2015/2016

| S/No | Institution | Location | Pre-ND | | ND 1 | | ND 2 | | ND 3 | | HND 1 | | HND 2 | | HND 3 | | Total | | |
|--------------|---|-------------|-------------|------------|--------------|--------------|--------------|--------------|------------|------------|--------------|--------------|--------------|-------------|------------|------------|--------------|--------------|---------------|
| | | | M | F | M | F | M | F | M | F | M | F | M | F | M | F | M | F | MF |
| 1 | Abdu Gusau Polytechnic, Talata Mafara | Zamfara | 90 | 35 | 378 | 113 | 419 | 616 | 0 | 0 | 250 | 70 | 287 | 71 | 0 | 0 | 1424 | 905 | 2329 |
| 2 | Abia State Polytechnic, Aba | Abia | 0 | 0 | 598 | 399 | 578 | 396 | 0 | 0 | 417 | 434 | 420 | 397 | 0 | 0 | 2013 | 1626 | 3639 |
| 3 | Abraham Adesanya Polytechnic, Ijebu Igbo | Ogun | 0 | 0 | 244 | 142 | 219 | 177 | 29 | 28 | 68 | 55 | 67 | 53 | 0 | 0 | 627 | 455 | 1082 |
| 4 | Abubakar Tatari Ali Polytechnic, Bauchi | Bauchi | 279 | 77 | 473 | 152 | 266 | 110 | 0 | 0 | 163 | 70 | 0 | 0 | 0 | 0 | 1181 | 409 | 1590 |
| 5 | Adamawa State Polytechnic, Yola | Adamawa | 175 | 67 | 500 | 185 | 428 | 155 | 0 | 0 | 13 | 4 | 14 | 2 | 0 | 0 | 1130 | 413 | 1543 |
| 6 | Akwa Ibom State College of Arts and Science, Nung Ukim | Akwa Ibom | 0 | 0 | 24 | 39 | 33 | 21 | 0 | 0 | 0 | 0 | 0 | 0 | 0 | 0 | 57 | 60 | 117 |
| 7 | Akwa Ibom State Polytechnic, Ikot Osurua | Akwa Ibom | 0 | 0 | 485 | 446 | 452 | 405 | 0 | 0 | 219 | 260 | 197 | 240 | 0 | 0 | 1353 | 1351 | 2704 |
| 8 | Bayelsa State College of Arts and Science, Elebele | Bayelsa | 0 | 0 | 13 | 2 | 7 | 3 | 0 | 0 | 0 | 0 | 0 | 0 | 0 | 0 | 20 | 5 | 25 |
| 9 | Benue State Polytechnic, Ugbokolo | Benue | 12 | 6 | 657 | 318 | 827 | 453 | 0 | 0 | 316 | 205 | 373 | 238 | 0 | 0 | 2185 | 1220 | 3405 |
| 10 | D.S. Adegbenro ICT Polytechnic, Itori-Ewekoror, | Ogun | 0 | 0 | 221 | 165 | 231 | 189 | 0 | 0 | 0 | 0 | 0 | 0 | 0 | 0 | 452 | 354 | 806 |
| 11 | Delta State Polytechnic, Ogwashi-Uku | Delta | 0 | 0 | 574 | 369 | 543 | 383 | 0 | 0 | 529 | 477 | 516 | 399 | 0 | 0 | 2162 | 1628 | 3790 |
| 12 | Delta State Polytechnic, Otefe | Delta | 0 | 0 | 525 | 354 | 434 | 326 | 0 | 0 | 323 | 249 | 253 | 247 | 0 | 0 | 1535 | 1176 | 2711 |
| 13 | Delta State Polytechnic, Ozoro | Delta | 0 | 0 | 1524 | 1229 | 1298 | 1045 | 0 | 0 | 824 | 688 | 634 | 524 | 0 | 0 | 4280 | 3486 | 7766 |
| 14 | Edo State Institute of Technology and Management, Usen | Edo | 0 | 0 | 80 | 50 | 62 | 41 | 0 | 0 | 7 | 2 | 6 | 1 | 0 | 0 | 155 | 94 | 249 |
| 15 | Gateway ICT Polytechnic, Sapade | Ogun | 0 | 0 | 231 | 197 | 189 | 188 | 0 | 0 | 133 | 138 | 88 | 96 | 0 | 0 | 641 | 619 | 1260 |
| 16 | Ibarapa Polytechnic, Eruwa | Oyo | 0 | 0 | 330 | 201 | 389 | 248 | 0 | 0 | 0 | 0 | 0 | 0 | 0 | 0 | 719 | 449 | 1168 |
| 17 | Imo State Polytechnic, Umuagwo, Ohaji | Imo | 0 | 0 | 372 | 355 | 268 | 331 | 0 | 0 | 292 | 223 | 237 | 157 | 0 | 0 | 1169 | 1066 | 2235 |
| 18 | Institute of Management Technology, Enugu | Enugu | 0 | 0 | 1105 | 829 | 923 | 577 | 50 | 61 | 744 | 774 | 778 | 582 | 55 | 93 | 3655 | 2916 | 6571 |
| 19 | Institute of Technology and Management, Ugep | Cross River | 0 | 0 | 43 | 13 | 0 | 0 | 0 | 0 | 0 | 0 | 0 | 0 | 0 | 0 | 43 | 13 | 56 |
| 20 | Jigawa State Polytechnic, Dutse | Jigawa | 0 | 0 | 351 | 43 | 328 | 44 | 0 | 0 | 103 | 30 | 108 | 21 | 0 | 0 | 890 | 138 | 1028 |
| 21 | Kano State Polytechnic, Kano | Kano | 620 | 405 | 4626 | 1490 | 3579 | 1578 | 0 | 0 | 2319 | 665 | 1417 | 481 | 0 | 0 | 12561 | 4619 | 17180 |
| 22 | Ken Saro-Wiwa Polytechnic, Bori | Rivers | 356 | 224 | 539 | 414 | 591 | 482 | 0 | 0 | 557 | 407 | 526 | 336 | 0 | 0 | 2569 | 1863 | 4432 |
| 23 | Kogi State Polytechnic, Lokoja | Kogi | 0 | 0 | 954 | 537 | 659 | 415 | 155 | 105 | 419 | 378 | 486 | 387 | 123 | 93 | 2796 | 1915 | 4711 |
| 24 | Kwara State Polytechnic, Ilorin | Kwara | 112 | 101 | 496 | 406 | 395 | 330 | 0 | 0 | 438 | 354 | 371 | 325 | 0 | 0 | 1812 | 1516 | 3328 |
| 25 | Lagos State Polytechnic, Ikorodu | Lagos | 0 | 0 | 3821 | 2569 | 2940 | 2867 | 0 | 0 | 2362 | 2441 | 1830 | 1876 | 0 | 0 | 10953 | 9753 | 20706 |
| 26 | Mai Idris Alooma Polytechnic, Geidam | Yobe | 0 | 0 | 102 | 50 | 91 | 42 | 0 | 0 | 0 | 0 | 0 | 0 | 0 | 0 | 193 | 92 | 285 |
| 27 | Nasarawa State Polytechnic, Lafia | Nasarawa | 0 | 0 | 284 | 244 | 268 | 229 | 0 | 0 | 19 | 11 | 18 | 10 | 0 | 0 | 589 | 494 | 1083 |
| 28 | Niger State Polytechnic, Zungeru | Niger | 0 | 0 | 1060 | 365 | 907 | 275 | 0 | 0 | 557 | 187 | 626 | 211 | 0 | 0 | 3150 | 1038 | 4188 |
| 29 | Ogun State Institute of Technology, Igbesa | Ogun | 0 | 0 | 4938 | 210 | 459 | 276 | 0 | 0 | 156 | 79 | 159 | 103 | 0 | 0 | 5712 | 668 | 6380 |
| 30 | Oke-Ogun Polytechnic, Shaki | Oyo | 0 | 0 | 470 | 404 | 551 | 350 | 0 | 0 | 153 | 141 | 41 | 12 | 0 | 0 | 1215 | 907 | 2122 |
| 31 | Osun State College of Technology, Esa-Oke | Osun | 0 | 0 | 197 | 130 | 567 | 349 | 0 | 0 | 495 | 347 | 563 | 277 | 0 | 0 | 1822 | 1103 | 2925 |
| 32 | Osun State Polytechnic, Ire | Osun | 0 | 0 | 0 | 0 | 775 | 538 | 0 | 0 | 0 | 0 | 935 | 819 | 0 | 0 | 1710 | 1357 | 3067 |
| 33 | Plateau State Polytechnic, B/ladi | Plateau | 0 | 0 | 887 | 508 | 906 | 551 | 0 | 0 | 521 | 350 | 490 | 336 | 0 | 0 | 2804 | 1745 | 4549 |
| 34 | Ramat Polytechnic, Maiduguri | Borno | 0 | 0 | 943 | 366 | 974 | 318 | 0 | 0 | 469 | 132 | 403 | 119 | 0 | 0 | 2789 | 935 | 3724 |
| 35 | Rivers State College of Arts and Science, Port Harcourt | Rivers | 0 | 0 | 276 | 213 | 241 | 180 | 0 | 0 | 45 | 29 | 39 | 22 | 0 | 0 | 601 | 444 | 1045 |
| 36 | Sokoto State Polytechnic, Sokoto | Sokoto | 0 | 0 | 689 | 319 | 631 | 233 | 0 | 0 | 481 | 129 | 435 | 135 | 0 | 0 | 2236 | 816 | 3052 |
| 37 | The Ibadan Polytechnic, Ibadan | Oyo | 0 | 0 | 1698 | 1094 | 1086 | 831 | 0 | 0 | 1609 | 1134 | 1433 | 1141 | 0 | 0 | 5826 | 4200 | 10026 |
| 38 | Zamfara State College of Arts and Science, Gusau | Zamfara | 0 | 0 | 27 | 6 | 26 | 1 | 0 | 0 | 0 | 0 | 0 | 0 | 0 | 0 | 53 | 7 | 60 |
| TOTAL | | | 1644 | 915 | 30735 | 14926 | 23540 | 15553 | 234 | 194 | 15001 | 10463 | 13750 | 9618 | 178 | 186 | 85082 | 51855 | 136937 |

Table 5. 52: Private Polytechnic Enrolment by Institution, Level and Gender: 2015/2016

| S/No | Institution | Location | ND 1 | | ND 2 | | HND 1 | | HND 2 | | Total | | |
|--------------|--|-------------|-------------|-------------|-------------|-------------|-------------|-------------|-------------|-------------|--------------|--------------|--------------|
| | | | M | F | M | F | M | F | M | F | M | F | MF |
| 1 | Allover Central Polytechnic, Otta | Ogun | 38 | 43 | 34 | 32 | 45 | 52 | 33 | 44 | 150 | 171 | 321 |
| 2 | College of Technology, Iresi | Osun | 29 | 25 | 21 | 21 | 0 | 0 | 0 | 0 | 50 | 46 | 96 |
| 3 | Covenant Polytechnic, Aba | Abia | 114 | 77 | 107 | 69 | 45 | 25 | 46 | 22 | 312 | 193 | 505 |
| 4 | Crown Polytechnic, Ado-Ekiti | Ekiti | 503 | 466 | 522 | 518 | 220 | 166 | 225 | 180 | 1470 | 1330 | 2800 |
| 5 | Dorben Polytechnic, Abuja | FCT | 69 | 44 | 116 | 117 | 81 | 82 | 68 | 79 | 334 | 322 | 656 |
| 6 | Fidei Polytechnic, Gboko | Benue | 321 | 220 | 400 | 223 | 178 | 175 | 167 | 155 | 1066 | 773 | 1839 |
| 7 | Grace Polytechnic, Surulere-lagos | Lagos | 54 | 52 | 28 | 26 | 9 | 7 | 8 | 15 | 99 | 100 | 199 |
| 8 | Heritage Polytechnic, Ikot Udota, Eket | Akwa Ibom | 258 | 243 | 415 | 403 | 409 | 273 | 499 | 507 | 1581 | 1426 | 3007 |
| 9 | Ibadan City Polytechnic, Dugbe | Oyo | 59 | 51 | 0 | 0 | 0 | 0 | 0 | 0 | 59 | 51 | 110 |
| 10 | Igbajo Polytechnic, Igbajo | Osun | 88 | 96 | 72 | 82 | 48 | 27 | 52 | 18 | 260 | 223 | 483 |
| 11 | Interlink Polytechnic, Ijebu-Jesa | Osun | 135 | 119 | 121 | 112 | 47 | 60 | 44 | 58 | 347 | 349 | 696 |
| 12 | Kings Polytechnic, Ubiaja | Edo | 56 | 53 | 43 | 56 | 0 | 0 | 0 | 0 | 99 | 109 | 208 |
| 13 | Lagos City Polytechnic, Ikeja | Lagos | 150 | 133 | 167 | 134 | 114 | 129 | 218 | 193 | 649 | 589 | 1238 |
| 14 | Lens Polytechnic, Offa | Kwara | 20 | 15 | 0 | 0 | 0 | 0 | 0 | 0 | 20 | 15 | 35 |
| 15 | Lighthouse Polytechnic, Benin | Edo | 71 | 55 | 72 | 44 | 0 | 0 | 0 | 0 | 143 | 99 | 242 |
| 16 | Nacabs Polytechnic, Akwanga | Nasarawa | 88 | 67 | 81 | 69 | 0 | 0 | 0 | 0 | 169 | 136 | 305 |
| 17 | Nogak Polytechnic, Ikom, Cross River State | Cross River | 72 | 47 | 64 | 41 | 0 | 0 | 0 | 0 | 136 | 88 | 224 |
| 18 | Our Saviour Institute of Technology, Emene-Enugu | Enugu | 167 | 200 | 174 | 231 | 145 | 222 | 140 | 257 | 626 | 910 | 1536 |
| 19 | Prime Polytechnic, Jidda-Bassa | Kogi | 38 | 47 | 34 | 39 | 0 | 0 | 0 | 0 | 72 | 86 | 158 |
| 20 | Ronik Polytechnic, Lagos | Lagos | 75 | 45 | 72 | 46 | 19 | 17 | 12 | 18 | 178 | 126 | 304 |
| 21 | Rufus Giwa Polytechnic, Owo | Ondo | 1165 | 751 | 1150 | 775 | 657 | 504 | 653 | 503 | 3625 | 2533 | 6158 |
| 22 | Shaka Polytechnic, Benin City | Edo | 61 | 30 | 56 | 36 | 0 | 0 | 0 | 0 | 117 | 66 | 183 |
| 23 | St. Mary Polytechnic, Kwamba | Niger | 12 | 1 | 27 | 9 | 0 | 0 | 0 | 0 | 39 | 10 | 49 |
| 24 | Templegate Polytechnic, Aba | Abia | 286 | 168 | 195 | 133 | 111 | 81 | 74 | 73 | 666 | 455 | 1121 |
| 25 | The Polytechnic, Igbo-Owu | Kwara | 36 | 16 | 0 | 0 | 0 | 0 | 0 | 0 | 36 | 16 | 52 |
| 26 | The Polytechnic, Ile-ife | Osun | 82 | 65 | 81 | 58 | 60 | 43 | 67 | 41 | 290 | 207 | 497 |
| 27 | The Polytechnic, Imesi-Ile | Osun | 47 | 42 | 47 | 42 | 0 | 0 | 0 | 0 | 94 | 84 | 178 |
| 28 | Uyo City Polytechnic, Uyo | Akwa Ibom | 24 | 23 | 77 | 52 | 0 | 0 | 0 | 0 | 101 | 75 | 176 |
| 29 | Valley View Polytechnic, Ohafia | Abia | 8 | 7 | 0 | 0 | 0 | 0 | 0 | 0 | 8 | 7 | 15 |
| 30 | Wolex Polytechnic, Ikeja - Lagos | Osun | 75 | 89 | 70 | 80 | 21 | 50 | 27 | 24 | 193 | 243 | 436 |
| TOTAL | | | 4201 | 3290 | 4246 | 3448 | 2209 | 1913 | 2333 | 2187 | 12989 | 10838 | 23827 |

Table 5. 53: Polytechnic Enrolment by Ownership: 2015/2016

| | Pre-ND | | ND 1 | | ND 2 | | ND 3 | | HND 1 | | HND 2 | | HND 3 | | Total | | |
|---------|--------|-----|-------|-------|-------|-------|------|------|-------|-------|-------|-------|-------|-----|--------|-------|--------|
| | M | F | M | F | M | F | M | F | M | F | M | F | M | F | M | F | MF |
| FEDERAL | 257 | 131 | 35322 | 23542 | 32641 | 23328 | 4360 | 5097 | 17594 | 13488 | 16863 | 13285 | 822 | 807 | 107859 | 79678 | 187537 |
| STATE | 1644 | 915 | 30735 | 14926 | 23540 | 15553 | 234 | 194 | 15001 | 10463 | 13750 | 9618 | 178 | 186 | 85082 | 51855 | 136937 |
| PRIVATE | | | 4201 | 3290 | 4246 | 3448 | | | 2209 | 1913 | 2333 | 2187 | | | 12989 | 10838 | 23827 |

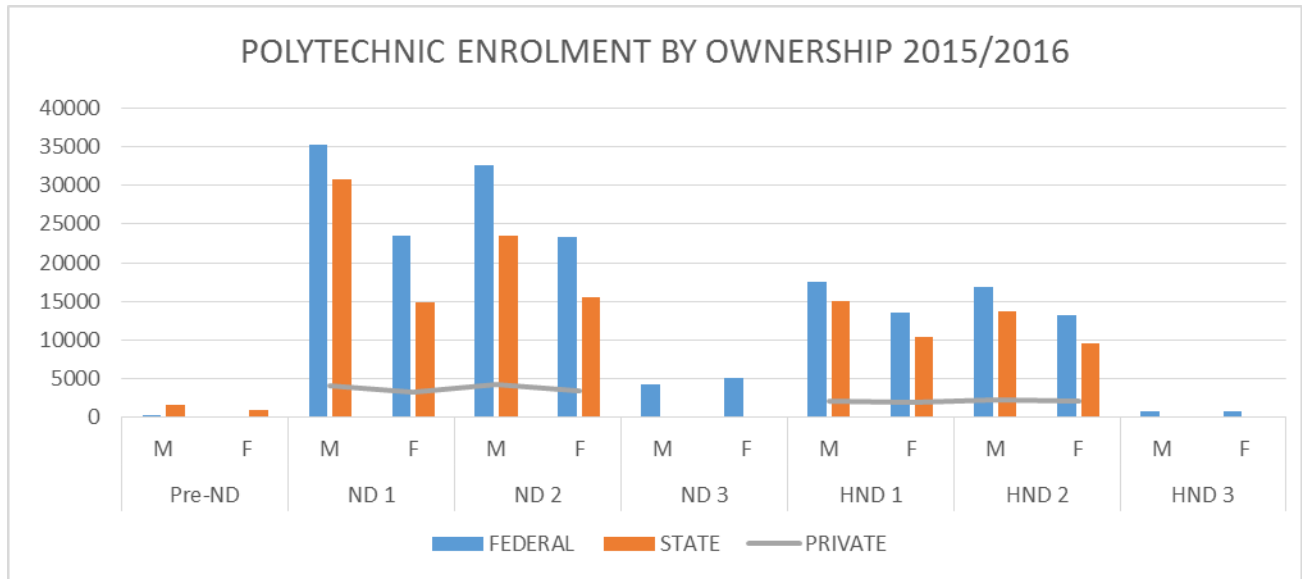


Figure 5. 6: Polytechnic Enrolment by Ownership: 2015/2016

Table 5. 54: Polytechnics Full Time Enrolment Summary by Programs: 2015/2016

| Program | Pre-ND | | ND 1 | | ND 2 | | HND 1 | | HND 2 | | Total | | |
|---|--------|----|------|------|------|------|-------|------|-------|------|-------|-------|-------|
| | M | F | M | F | M | F | M | F | M | F | M | F | MF |
| Accountancy | 83 | 34 | 3507 | 2956 | 3292 | 3064 | 2905 | 2477 | 2857 | 2498 | 12644 | 11029 | 23673 |
| Agric & Bio-Env Engr. Tech.(Soil & Water) | 0 | 0 | 0 | 0 | 0 | 0 | 93 | 13 | 49 | 13 | 142 | 26 | 168 |
| Agricultural Bio-Environmental Engineering | 0 | 0 | 501 | 141 | 441 | 160 | 213 | 81 | 150 | 60 | 1305 | 442 | 1747 |
| Agricultural Engineering (Farm Power Machine) | 0 | 0 | 0 | 0 | 0 | 0 | 54 | 5 | 64 | 13 | 118 | 18 | 136 |
| Agricultural Engineering Technology | 0 | 0 | 527 | 158 | 416 | 97 | 99 | 40 | 97 | 25 | 1139 | 320 | 1459 |
| Agricultural Extension & Management | 0 | 0 | 45 | 4 | 33 | 5 | 129 | 89 | 95 | 64 | 302 | 162 | 464 |
| Agricultural Technology (General Agriculture) | 2 | 0 | 350 | 194 | 336 | 209 | 0 | 0 | 0 | 0 | 688 | 403 | 1091 |
| Agricultural Technology (Post Harvest) | 0 | 0 | 0 | 0 | 0 | 0 | 29 | 10 | 26 | 9 | 55 | 19 | 74 |
| Aircraft Engineering (Airframe and Power Plant) | 0 | 0 | 0 | 0 | 0 | 0 | 23 | 5 | 58 | 1 | 81 | 6 | 87 |
| Aircraft Engineering (Avionics) | 0 | 0 | 0 | 0 | 0 | 0 | 14 | 3 | 46 | 2 | 60 | 5 | 65 |
| Aircraft Engineering Technology | 0 | 0 | 98 | 3 | 117 | 8 | 0 | 0 | 0 | 0 | 215 | 11 | 226 |
| Animal Health & Production Tech. | 0 | 0 | 76 | 32 | 63 | 40 | 22 | 3 | 14 | 4 | 175 | 79 | 254 |
| Animal Health Technology | 6 | 1 | 147 | 43 | 101 | 31 | 21 | 12 | 19 | 11 | 294 | 98 | 392 |
| Animal Production Technology | 0 | 0 | 0 | 0 | 0 | 0 | 29 | 30 | 21 | 21 | 50 | 51 | 101 |
| Architectural Technology | 52 | 16 | 1717 | 252 | 1648 | 253 | 805 | 153 | 804 | 126 | 5026 | 800 | 5826 |
| Art & Industrial Design (Painting) | 0 | 0 | 46 | 0 | 35 | 0 | 49 | 14 | 36 | 7 | 166 | 21 | 187 |
| Art & Industrial Design (Sculpture) | 0 | 0 | 0 | 0 | 0 | 0 | 35 | 0 | 25 | 2 | 60 | 2 | 62 |
| Art and Industrial Design | 0 | 0 | 463 | 176 | 380 | 150 | 23 | 6 | 33 | 12 | 899 | 344 | 1243 |
| Art and Industrial Design (Ceramics) | 0 | 0 | 37 | 20 | 38 | 23 | 16 | 4 | 22 | 9 | 113 | 56 | 169 |
| Art and Industrial Design (Graphics) | 0 | 0 | 34 | 20 | 43 | 24 | 62 | 29 | 37 | 30 | 176 | 103 | 279 |
| Art and Industrial Design (Textile) | 0 | 0 | 0 | 0 | 0 | 0 | 10 | 37 | 5 | 15 | 15 | 52 | 67 |
| Banking and Finance | 6 | 3 | 1734 | 1498 | 1876 | 2080 | 1164 | 1115 | 1233 | 1139 | 6013 | 5835 | 11848 |
| Bilingual Secretarial Studies | 0 | 0 | 0 | 0 | 0 | 0 | 3 | 13 | 1 | 4 | 4 | 17 | 21 |
| Building Technology | 18 | 2 | 1785 | 240 | 1740 | 197 | 980 | 146 | 800 | 124 | 5323 | 709 | 6032 |
| Business Administration & Management | 76 | 30 | 8754 | 3406 | 3841 | 3323 | 2493 | 2408 | 2529 | 2475 | 17693 | 11642 | 29335 |
| Cartography & Geographical Information Science | 0 | 0 | 42 | 12 | 35 | 12 | 22 | 11 | 0 | 0 | 99 | 35 | 134 |
| Ceramic Technology | 0 | 0 | 47 | 20 | 42 | 4 | 20 | 7 | 18 | 9 | 127 | 40 | 167 |
| Chemical Engineering Technology | 0 | 0 | 956 | 316 | 660 | 226 | 165 | 68 | 159 | 88 | 1940 | 698 | 2638 |

| | | | | | | | | | | | | | |
|--|-----|----|------|------|------|------|------|------|------|------|-------|------|-------|
| Civil Engineering Technology | 89 | 9 | 2897 | 385 | 2866 | 292 | 1127 | 158 | 1334 | 157 | 8313 | 1001 | 9314 |
| Civil Engineering Technology (Soil and Water Engr) | 0 | 0 | 0 | 0 | 0 | 0 | 84 | 3 | 36 | 3 | 120 | 6 | 126 |
| Civil Engineering Technology (Structures Eng) | 0 | 0 | 68 | 20 | 90 | 38 | 51 | 11 | 71 | 24 | 280 | 93 | 373 |
| Civil Engineering Technology (Transportation) | 0 | 0 | 0 | 0 | 0 | 0 | 73 | 17 | 105 | 13 | 178 | 30 | 208 |
| Computer Engineering Technology | 0 | 0 | 1687 | 399 | 1614 | 384 | 490 | 155 | 520 | 806 | 4311 | 1744 | 6055 |
| Computer Science | 100 | 80 | 3830 | 1977 | 3691 | 2184 | 2198 | 1529 | 2135 | 1566 | 11954 | 7336 | 19290 |
| Cooperative Economics & Management | 0 | 0 | 476 | 289 | 265 | 251 | 364 | 236 | 305 | 228 | 1410 | 1004 | 2414 |
| Crop Production Technology | 0 | 0 | 0 | 0 | 0 | 0 | 26 | 19 | 19 | 8 | 45 | 27 | 72 |
| Electrical Electronic (Instrumentation) | 0 | 0 | 0 | 0 | 0 | 0 | 28 | 2 | 21 | 11 | 49 | 13 | 62 |
| Electrical Installation & Maintenance Works | 0 | 0 | 11 | | 0 | 0 | 0 | 0 | 0 | 0 | 11 | 0 | 11 |
| Electrical/Electronics (Electronics & Telecoms) | 0 | 0 | 0 | 0 | 0 | 0 | 304 | 30 | 365 | 55 | 669 | 85 | 754 |
| Electrical/Electronics Engineering | 98 | 6 | 4089 | 354 | 4063 | 329 | 2157 | 177 | 1913 | 218 | 12320 | 1084 | 13404 |
| Electrical/Electronics(Power Option) | 0 | 0 | 0 | 0 | 0 | 0 | 413 | 21 | 292 | 33 | 705 | 54 | 759 |
| Environmental and Safety Management Technology | 0 | 0 | 0 | 0 | 0 | 0 | 84 | 7 | 94 | 15 | 178 | 22 | 200 |
| Environmental Health Technology | 0 | 0 | 0 | 0 | 0 | 0 | 26 | 6 | 14 | 8 | 40 | 14 | 54 |
| Estate Management | 72 | 38 | 1688 | 869 | 1569 | 862 | 1028 | 711 | 1021 | 746 | 5378 | 3226 | 8604 |
| Explosive Ordinance Technology | 0 | 0 | 9 | | 4 | 1 | 0 | 0 | 0 | 0 | 13 | 1 | 14 |
| Fashion Design & Clothing Tech | 0 | 0 | 152 | 323 | 141 | 351 | 25 | 87 | 30 | 86 | 348 | 847 | 1195 |
| Fisheries Technology | 0 | 0 | 109 | 110 | 104 | 54 | 62 | 70 | 45 | 50 | 320 | 284 | 604 |
| Food Technology | 0 | 1 | 431 | 1192 | 420 | 1008 | 140 | 531 | 176 | 487 | 1167 | 3219 | 4386 |
| Forestry Technology | 0 | 0 | 33 | 18 | 19 | 9 | 16 | 31 | 14 | 42 | 82 | 100 | 182 |
| Foundry Technology | 0 | 0 | 89 | 20 | 37 | 4 | 1 | | 2 | | 129 | 24 | 153 |
| Geological Technology | 8 | 2 | 76 | 83 | 66 | 41 | 51 | 52 | 37 | 42 | 238 | 220 | 458 |
| Graphic Arts | 0 | 0 | 30 | 27 | 20 | 11 | 72 | 52 | 68 | 33 | 190 | 123 | 313 |
| Horticulture & Landscape Tech | 0 | 0 | 51 | 85 | 55 | 43 | 6 | 3 | 2 | 1 | 114 | 132 | 246 |
| Hospitality Management | 0 | 9 | 338 | 1185 | 326 | 1067 | 126 | 533 | 139 | 497 | 929 | 3291 | 4220 |
| Human Resources Mgt | 0 | 0 | 0 | 0 | 0 | 0 | 110 | 67 | 96 | 67 | 206 | 134 | 340 |
| Industrial Maintenance Engineering Technology | 0 | 0 | 99 | 11 | 75 | 15 | 53 | 12 | 30 | 6 | 257 | 44 | 301 |
| Industrial Safety & Environmental Engineering Tech | 0 | 0 | 166 | 25 | 87 | 10 | 0 | 0 | 0 | 0 | 253 | 35 | 288 |
| Insurance | 0 | 0 | 237 | 278 | 312 | 284 | 206 | 197 | 213 | 209 | 968 | 968 | 1936 |
| Labour and Industrial Relations | 0 | 0 | 21 | 9 | 0 | 0 | 0 | 0 | 0 | 0 | 21 | 9 | 30 |

| | | | | | | | | | | | | | |
|---|-----|-----|------|------|------|------|------|------|------|------|------|------|-------|
| Leisure & Tourism Management | 2 | 2 | 261 | 175 | 167 | 164 | 52 | 54 | 82 | 72 | 564 | 467 | 1031 |
| Library & Information Science | 2 | 2 | 605 | 536 | 520 | 546 | 271 | 270 | 292 | 254 | 1690 | 1608 | 3298 |
| Local Government Studies | 7 | 1 | 398 | 216 | 271 | 148 | 175 | 102 | 126 | 99 | 977 | 566 | 1543 |
| Marine Engineering Technology | 0 | 0 | 16 | 0 | 19 | 3 | 0 | 0 | 0 | 0 | 35 | 3 | 38 |
| Marketing | 10 | 4 | 1227 | 1027 | 1100 | 989 | 1095 | 1187 | 936 | 1055 | 4368 | 4262 | 8630 |
| Mass Communication | 12 | 10 | 1326 | 2105 | 1374 | 1866 | 729 | 1364 | 855 | 1394 | 4296 | 6739 | 11035 |
| Mechanical Engineering (Auto) | 0 | 0 | 0 | 0 | 0 | 0 | 85 | 6 | 98 | 3 | 183 | 9 | 192 |
| Mechanical Engineering (Plant Engineering) | 0 | 0 | 0 | 0 | 0 | 0 | 253 | 12 | 170 | 8 | 423 | 20 | 443 |
| Mechanical Engineering (Production Engineering) | 0 | 0 | 0 | 0 | 0 | 0 | 174 | 10 | 205 | 8 | 379 | 18 | 397 |
| Mechanical Engineering Technology | 81 | 6 | 2710 | 180 | 2549 | 155 | 1327 | 87 | 1065 | 78 | 7732 | 506 | 8238 |
| Mechatronics | 1 | 0 | 245 | 10 | 217 | 16 | 13 | 32 | 11 | 22 | 487 | 80 | 567 |
| Metallurgy | 0 | 0 | 223 | 49 | 154 | 41 | 56 | 6 | 67 | 9 | 500 | 105 | 605 |
| Mineral & Petroleum Res. Engr. (Mineral Processing) | 0 | 0 | 0 | 0 | 0 | 0 | 26 | 8 | 29 | 6 | 55 | 14 | 69 |
| Mineral & Petroleum Res. Engr. (Mining) | 0 | 0 | 0 | 0 | 0 | 0 | 36 | 8 | 18 | 3 | 54 | 11 | 65 |
| Mineral & Petroleum Resources Engineering | 0 | 0 | 105 | 56 | 135 | 18 | 0 | 0 | 0 | 0 | 240 | 74 | 314 |
| Mineral Resources Engineering Technology | 0 | 0 | 384 | 104 | 188 | 45 | 19 | 5 | 21 | 7 | 612 | 161 | 773 |
| Music Technology | 0 | 0 | 42 | 20 | 26 | 19 | 30 | 26 | 23 | 9 | 121 | 74 | 195 |
| Nutrition and Dietetics | 7 | 11 | 280 | 525 | 147 | 505 | 52 | 117 | 38 | 92 | 524 | 1250 | 1774 |
| Office Technology & Management | 57 | 94 | 1563 | 2137 | 1642 | 2196 | 725 | 1344 | 718 | 1256 | 4705 | 7027 | 11732 |
| Optometry | 0 | 0 | 6 | 18 | 27 | 54 | 0 | 0 | 0 | 0 | 33 | 72 | 105 |
| Painting and Decorating | 0 | 0 | 100 | 37 | 100 | 22 | 10 | 6 | 5 | 0 | 215 | 65 | 280 |
| Pest Management Technology | 0 | 0 | 0 | 0 | 0 | 0 | 22 | 14 | 19 | 12 | 41 | 26 | 67 |
| Petroleum & Gas Processing Engineering Technology | 0 | 0 | 20 | 6 | 0 | 0 | 0 | 0 | 0 | 0 | 20 | 6 | 26 |
| Pharmaceutical Technology | 0 | 0 | 386 | 151 | 274 | 145 | 0 | 0 | 0 | 0 | 660 | 296 | 956 |
| Photogrammetry & Remote Sensing | 0 | 0 | 49 | 13 | 22 | 12 | 0 | 0 | 0 | 0 | 71 | 25 | 96 |
| Polymer Technology | 0 | 0 | 118 | 101 | 113 | 106 | 47 | 32 | 30 | 22 | 308 | 261 | 569 |
| Pre-nd Science | 727 | 463 | 0 | 0 | 0 | 0 | 0 | 0 | 0 | 0 | 727 | 463 | 1190 |
| Printing Technology | 0 | 0 | 212 | 63 | 141 | 39 | 123 | 45 | 62 | 27 | 538 | 174 | 712 |
| Printing Technology (Book Publishing) | 0 | 0 | 0 | 0 | 0 | 0 | 5 | 8 | 8 | 17 | 13 | 25 | 38 |
| Production & Operation Managment | 0 | 0 | 0 | 0 | 0 | 0 | 226 | 134 | 69 | 55 | 295 | 189 | 484 |
| Public Administration | 87 | 30 | 2796 | 1917 | 2199 | 1784 | 1262 | 913 | 1117 | 826 | 7461 | 5470 | 12931 |
| Purchasing and Supply | 0 | 0 | 351 | 173 | 273 | 131 | 265 | 208 | 237 | 243 | 1126 | 755 | 1881 |
| Quantity Survey | 13 | 5 | 1208 | 403 | 1196 | 491 | 605 | 272 | 575 | 231 | 3597 | 1402 | 4999 |

| | | | | | | | | | | | | | |
|--|-------------|-------------|--------------|--------------|--------------|--------------|--------------|--------------|--------------|--------------|---------------|---------------|---------------|
| Science Lab. Technology (Environmental Biology) | 0 | 0 | 0 | 0 | 0 | 0 | 60 | 63 | 75 | 63 | 135 | 126 | 261 |
| Science Laboratory Tech (Biochemistry) | 0 | 0 | 64 | 43 | 38 | 27 | 173 | 201 | 186 | 178 | 461 | 449 | 910 |
| Science Laboratory Tech (Biology) | 0 | 0 | 0 | 0 | 0 | 0 | 13 | 86 | 16 | 57 | 29 | 143 | 172 |
| Science Laboratory Tech (Biology/Microbiology) | 0 | 0 | 65 | 46 | 78 | 46 | 192 | 234 | 182 | 234 | 517 | 560 | 1077 |
| Science Laboratory Tech (Chemistry) | 0 | 0 | 23 | 12 | 35 | 28 | 193 | 188 | 251 | 226 | 502 | 454 | 956 |
| Science Laboratory Tech (Chemistry/Biochemistry) | 0 | 0 | 0 | 0 | 0 | 0 | 106 | 78 | 105 | 89 | 211 | 167 | 378 |
| Science Laboratory Tech(Biochemistry/Microbiology) | 0 | 0 | 0 | 0 | 0 | 0 | 13 | 52 | 11 | 44 | 24 | 96 | 120 |
| Science Laboratory Technology | 110 | 128 | 2841 | 3141 | 2635 | 3045 | 753 | 1343 | 785 | 1316 | 7124 | 8973 | 16097 |
| Science Laboratory Technology (Microbiology) | 0 | 0 | 0 | 0 | 0 | 0 | 252 | 450 | 336 | 420 | 588 | 870 | 1458 |
| Science Laboratory Technology(Physics/Electronics) | 0 | 0 | 54 | 4 | 34 | 6 | 215 | 245 | 188 | 155 | 491 | 410 | 901 |
| Social Development | 14 | 6 | 529 | 359 | 300 | 193 | 42 | 51 | 23 | 10 | 908 | 619 | 1527 |
| Social Development (Community Development) | 0 | 0 | 0 | 0 | 0 | 0 | 15 | 13 | 7 | 16 | 22 | 29 | 51 |
| Social Development (Social Welfare) | 0 | 0 | 0 | 0 | 0 | 0 | 13 | 7 | 8 | 11 | 21 | 18 | 39 |
| Social Development (Youth & Sports) | 0 | 0 | 0 | 0 | 0 | 0 | 87 | 73 | 17 | 5 | 104 | 78 | 182 |
| Soil Science & Technology | 0 | 0 | 0 | 0 | 0 | 0 | 12 | 14 | 10 | 8 | 22 | 22 | 44 |
| Statistics | 82 | 36 | 1926 | 1160 | 1637 | 1147 | 1061 | 756 | 1029 | 611 | 5735 | 3710 | 9445 |
| Surveying & Geo-Informatics | 25 | 8 | 970 | 201 | 821 | 248 | 442 | 154 | 425 | 134 | 2683 | 745 | 3428 |
| Taxation | 0 | 0 | 35 | 57 | 31 | 53 | 0 | 0 | 0 | 0 | 66 | 110 | 176 |
| Textile Technology | 0 | 0 | 89 | 77 | 62 | 101 | 17 | 15 | 17 | 28 | 185 | 221 | 406 |
| Urban and Regional Planning | 35 | 9 | 1054 | 295 | 975 | 393 | 567 | 285 | 529 | 213 | 3160 | 1195 | 4355 |
| Welding & Fabrication Engineering Technology | 19 | 0 | 139 | 0 | 80 | 2 | 0 | 0 | 0 | 0 | 238 | 2 | 240 |
| Total | 1901 | 1046 | 59873 | 32567 | 50541 | 31928 | 30708 | 22074 | 29371 | 21798 | 172394 | 109413 | 281807 |

Table 5.55: Polytechnics Part-Time Enrolment Summary by Programs: 2015/2016

| Program | ND 1 | | ND 2 | | ND 3 | | HND 1 | | HND 2 | | HND 3 | | Total | | |
|--|------|------|------|------|------|------|-------|------|-------|-----|-------|-----|-------|------|-------|
| | M | F | M | F | M | F | M | F | M | F | M | F | M | F | MF |
| Accountancy | 940 | 1094 | 906 | 1041 | 484 | 645 | 732 | 693 | 663 | 691 | 169 | 189 | 3894 | 4353 | 8247 |
| Agricultural Bio-Environmental Engineering | 8 | 0 | 43 | 6 | 0 | 0 | 0 | 0 | 0 | 0 | 0 | 0 | 51 | 6 | 57 |
| Agricultural Technology (General Agriculture) | 40 | 4 | 33 | 4 | 0 | 0 | 0 | 0 | 0 | 0 | 0 | 0 | 73 | 8 | 81 |
| Architectural Technology | 47 | 1 | 74 | 10 | 0 | 0 | 0 | 0 | 0 | 0 | 0 | 0 | 121 | 11 | 132 |
| Art and Industrial Design | 9 | 1 | 9 | 1 | 10 | 2 | 1 | 1 | 0 | 0 | 0 | 0 | 29 | 5 | 34 |
| Banking and Finance | 416 | 504 | 316 | 497 | 203 | 287 | 273 | 319 | 257 | 344 | 41 | 60 | 1506 | 2011 | 3517 |
| Building Technology | 181 | 34 | 201 | 38 | 60 | 2 | 23 | 3 | 24 | 8 | 2 | 0 | 491 | 85 | 576 |
| Business Administration & Management | 2328 | 1501 | 2304 | 2703 | 838 | 1141 | 1135 | 1361 | 817 | 934 | 165 | 211 | 7587 | 7851 | 15438 |
| Chemical Engineering Technology | 30 | 11 | 8 | 2 | 0 | 0 | 16 | 8 | 18 | 7 | 0 | 0 | 72 | 28 | 100 |
| Civil Engineering Technology | 467 | 79 | 488 | 73 | 331 | 27 | 191 | 30 | 155 | 31 | 66 | 4 | 1698 | 244 | 1942 |
| Computer Engineering Technology | 124 | 33 | 92 | 26 | 32 | 3 | 77 | 20 | 33 | 14 | 0 | 0 | 358 | 96 | 454 |
| Computer Science | 954 | 691 | 840 | 596 | 397 | 271 | 347 | 261 | 277 | 184 | 61 | 60 | 2876 | 2063 | 4939 |
| Cooperative Economics & Management | 23 | 67 | 26 | 63 | 3 | 4 | 0 | 0 | 0 | 0 | 2 | 2 | 54 | 136 | 190 |
| Electrical/Electronic Engineering | 616 | 49 | 718 | 74 | 452 | 17 | 214 | 35 | 296 | 45 | 141 | 5 | 2437 | 225 | 2662 |
| Environmental and Safety Management Technology | 0 | 0 | 0 | 0 | 0 | 0 | 84 | 7 | 94 | 15 | 0 | 0 | 178 | 22 | 200 |
| Environmental Health Technology | 40 | 19 | 14 | 6 | 0 | 0 | 2 | 0 | 0 | 0 | 0 | 0 | 56 | 25 | 81 |
| Estate Management | 199 | 92 | 257 | 139 | 116 | 76 | 32 | 8 | 100 | 33 | 14 | 8 | 718 | 356 | 1074 |
| Fashion Design & Clothing Tech | 10 | 33 | 5 | 16 | 0 | 0 | 0 | 0 | 0 | 0 | 0 | 0 | 15 | 49 | 64 |
| Fisheries Technology | 0 | 0 | 3 | 0 | 0 | 0 | 0 | 0 | 0 | 0 | 0 | 0 | 3 | 0 | 3 |
| Food Technology | 78 | 165 | 76 | 168 | 8 | 31 | 5 | 10 | 2 | 5 | 0 | 0 | 169 | 379 | 548 |
| Hospitality Management | 48 | 163 | 37 | 181 | 19 | 157 | 10 | 31 | 0 | 0 | 0 | 0 | 114 | 532 | 646 |
| Industrial Maintenance Engineering Technology | 5 | 0 | 7 | 1 | 8 | 1 | 1 | 0 | 1 | 0 | 2 | 0 | 24 | 2 | 26 |
| Insurance | 22 | 15 | 18 | 13 | 0 | 0 | 39 | 25 | 21 | 51 | 0 | 0 | 100 | 104 | 204 |
| Library & Information Science | 35 | 73 | 21 | 71 | 0 | 0 | 0 | 0 | 0 | 0 | 0 | 0 | 56 | 144 | 200 |
| Local Government Studies | 7 | 13 | 14 | 8 | 0 | 0 | 0 | 0 | 0 | 0 | 0 | 0 | 21 | 21 | 42 |
| Marketing | 358 | 452 | 272 | 365 | 119 | 204 | 98 | 127 | 124 | 152 | 66 | 87 | 1037 | 1387 | 2424 |
| Mass Communication | 549 | 1044 | 487 | 1200 | 257 | 777 | 84 | 216 | 95 | 205 | 49 | 109 | 1521 | 3551 | 5072 |
| Mechanical Engineering Technology | 500 | 49 | 466 | 31 | 319 | 15 | 179 | 20 | 111 | 14 | 83 | 4 | 1658 | 133 | 1791 |
| Metallurgy | 4 | 0 | 2 | 0 | 0 | 0 | 0 | 0 | 0 | 0 | 0 | 0 | 6 | 0 | 6 |
| Music Technology | 18 | 5 | 18 | 10 | 0 | 0 | 0 | 0 | 0 | 0 | 0 | 0 | 36 | 15 | 51 |
| Office Technology & Management | 243 | 572 | 245 | 618 | 135 | 365 | 79 | 201 | 47 | 148 | 16 | 85 | 765 | 1989 | 2754 |
| Printing Technology | 7 | 0 | 6 | 1 | 7 | 0 | 0 | 0 | 0 | 0 | 0 | 0 | 20 | 1 | 21 |
| Public Administration | 1020 | 779 | 967 | 798 | 422 | 426 | 234 | 171 | 239 | 222 | 88 | 94 | 2970 | 2490 | 5460 |
| Public Health Nursing | 209 | 218 | 80 | 330 | 0 | 0 | 5 | 5 | 1 | 4 | 0 | 0 | 295 | 557 | 852 |
| Purchasing and Supply | 56 | 86 | 49 | 81 | 2 | 0 | 22 | 19 | 15 | 31 | 0 | 0 | 144 | 217 | 361 |
| Quantity Survey | 79 | 37 | 85 | 39 | 8 | 3 | 0 | 0 | 0 | 0 | 0 | 0 | 172 | 79 | 251 |
| Science Laboratory Tech (Biochemistry) | 0 | 0 | 0 | 0 | 0 | 0 | 5 | 2 | 3 | 1 | 0 | 0 | 8 | 3 | 11 |
| Science Laboratory Tech (Biology) | 0 | 0 | 0 | 0 | 0 | 0 | 2 | 1 | 0 | 0 | 0 | 0 | 2 | 1 | 3 |
| Science Laboratory Tech (Chemistry) | 0 | 0 | 0 | 0 | 0 | 0 | 0 | 0 | 1 | 0 | 0 | 0 | 1 | 0 | 1 |

| | | | | | | | | | | | | | | | |
|---|--------------|-------------|-------------|--------------|-------------|-------------|-------------|-------------|-------------|-------------|-------------|------------|--------------|--------------|--------------|
| Science Laboratory Tech(Biochemistry/Microbiology) | 0 | 0 | 0 | 0 | 0 | 0 | 2 | 1 | 2 | 1 | 0 | 0 | 4 | 2 | 6 |
| Science Laboratory Technology | 525 | 1195 | 541 | 1092 | 272 | 776 | 125 | 178 | 94 | 117 | 24 | 63 | 1581 | 3421 | 5002 |
| Science Laboratory Technology (Microbiology) | 0 | 0 | 0 | 0 | 0 | 0 | 18 | 9 | 22 | 7 | 0 | 0 | 40 | 16 | 56 |
| Social Development | 41 | 11 | 0 | 0 | 0 | 0 | 0 | 0 | 0 | 0 | 0 | 0 | 41 | 11 | 52 |
| Statistics | 101 | 63 | 101 | 70 | 92 | 61 | 61 | 28 | 63 | 28 | 11 | 12 | 429 | 262 | 691 |
| Surveying & Geo-Informatics | 17 | 4 | 26 | 14 | 0 | 0 | 0 | 0 | 0 | 0 | 0 | 0 | 43 | 18 | 61 |
| Urban and Regional Planning | 31 | 34 | 31 | 15 | 0 | 0 | 0 | 0 | 0 | 0 | 0 | 0 | 62 | 49 | 111 |
| Total | 10385 | 9191 | 9886 | 10401 | 4594 | 5291 | 4096 | 3790 | 3575 | 3292 | 1000 | 993 | 33536 | 32958 | 66494 |

Table 5. 56 : Polytechnics Full-Time And Part-Time Enrolment Summary by Programs: 2015/2016

| | Pre-ND | | ND 1 | | ND 2 | | ND 3 | | HND 1 | | HND 2 | | HND 3 | | Total | | |
|-----------|--------|------|-------|-------|-------|-------|------|------|-------|-------|-------|-------|-------|-----|--------|--------|--------|
| | M | F | M | F | M | F | M | F | M | F | M | F | M | F | M | F | MF |
| FULL TIME | 1901 | 1046 | 59873 | 32567 | 50541 | 31928 | | | 30708 | 22074 | 29371 | 21798 | | | 172394 | 109413 | 281807 |
| PART TIME | 0 | 0 | 10385 | 9191 | 9886 | 10401 | 4594 | 5291 | 4096 | 3790 | 3575 | 3292 | 1000 | 993 | 33536 | 32958 | 66494 |

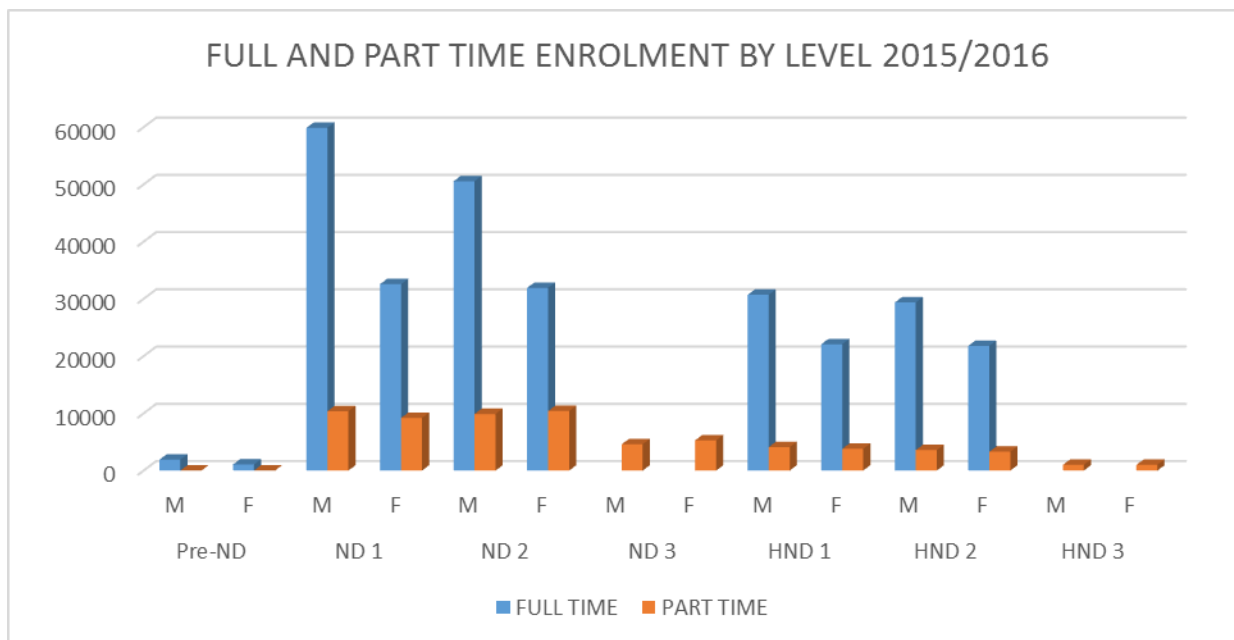


Figure 5. 7: Full and Part Time Enrolment by Level: 2015/2016

Table 5. 57:Federal Polytechnic Outturn Summary by Institutions: 2015/2016

| S/No | Institution | Location | Pre-ND | | | ND | | | HND | | | Total | | |
|--------------|-----------------------|----------|-----------|-----------|-----------|--------------|--------------|--------------|--------------|--------------|--------------|--------------|--------------|--------------|
| | | | M | F | MF | M | F | MF | M | F | MF | M | F | MF |
| 1 | AirForce Institute of | Kaduna | 0 | 0 | 0 | 445 | 39 | 484 | 261 | 19 | 280 | 706 | 58 | 764 |
| 2 | Akanu Ibiam Federal | Ebonyi | 0 | 0 | 0 | 625 | 388 | 1013 | 526 | 251 | 777 | 1151 | 639 | 1790 |
| 3 | Auchi Polytechnic, | Edo | 0 | 0 | 0 | 6496 | 6570 | 13066 | 2857 | 2678 | 5535 | 9353 | 9248 | 18601 |
| 4 | Federal Polytechnic, | Taraba | 0 | 0 | 0 | 138 | 65 | 203 | 0 | 0 | 0 | 138 | 65 | 203 |
| 5 | Federal Polytechnic, | Niger | 0 | 0 | 0 | 2063 | 1122 | 3185 | 758 | 348 | 1106 | 2821 | 1470 | 4291 |
| 6 | Federal Polytechnic, | Yobe | 0 | 0 | 0 | 519 | 317 | 836 | 152 | 73 | 225 | 671 | 390 | 1061 |
| 7 | Federal Polytechnic, | Osun | 26 | 27 | 53 | 893 | 789 | 1682 | 474 | 361 | 835 | 1393 | 1177 | 2570 |
| 8 | Federal Polytechnic, | Kogi | 0 | 0 | 0 | 1115 | 654 | 1769 | 848 | 371 | 1219 | 1963 | 1025 | 2988 |
| 9 | Federal Polytechnic, | Ogun | 0 | 0 | 0 | 461 | 322 | 783 | 436 | 426 | 862 | 897 | 748 | 1645 |
| 10 | Federal Polytechnic, | Zamfara | 0 | 0 | 0 | 800 | 390 | 1190 | 466 | 279 | 745 | 1266 | 669 | 1935 |
| 11 | Federal Polytechnic, | Adamawa | 0 | 0 | 0 | 1553 | 684 | 2237 | 388 | 210 | 598 | 1941 | 894 | 2835 |
| 12 | Federal Polytechnic, | Nasarawa | 0 | 0 | 0 | 796 | 659 | 1455 | 1575 | 795 | 2370 | 2371 | 1454 | 3825 |
| 13 | Federal Polytechnic, | Imo | 0 | 0 | 0 | 1580 | 1446 | 3026 | 727 | 708 | 1435 | 2307 | 2154 | 4461 |
| 14 | Federal Polytechnic, | Kwara | 0 | 0 | 0 | 979 | 680 | 1659 | 824 | 755 | 1579 | 1803 | 1435 | 3238 |
| 15 | Federal Polytechnic, | Anambra | 0 | 0 | 0 | 679 | 825 | 1504 | 767 | 987 | 1754 | 1446 | 1812 | 3258 |
| 16 | Hussaini Adamu | Jigawa | 0 | 0 | 0 | 250 | 71 | 321 | 66 | 22 | 88 | 316 | 93 | 409 |
| 17 | Institute of | Benue | 0 | 0 | 0 | 684 | 103 | 787 | 92 | 12 | 104 | 776 | 115 | 891 |
| 18 | Kaduna Polytechnic, | Kaduna | 0 | 0 | 0 | 2637 | 1241 | 3878 | 1776 | 971 | 2747 | 4413 | 2212 | 6625 |
| 19 | Waziri Umaru | Kebbi | 0 | 0 | 0 | 1796 | 637 | 2433 | 1044 | 0 | 1044 | 2840 | 637 | 3477 |
| 20 | Yaba College of | Lagos | 0 | 0 | 0 | 6501 | 4905 | 11406 | 2882 | 2406 | 5288 | 9383 | 7311 | 16694 |
| Total | | | 26 | 27 | 53 | 31010 | 21907 | 52917 | 16919 | 11672 | 28591 | 47955 | 33606 | 81561 |

Table 5. 58: State Polytechnic Outturn Summary by Institutions: 2015/2016

| S/No | Institution | Location | Pre-ND | | | ND | | | HND | | | Total | | |
|--------------|----------------|-----------|------------|------------|------------|--------------|--------------|--------------|--------------|-------------|--------------|--------------|--------------|--------------|
| | | | M | F | MF | M | F | MF | M | F | MF | M | F | MF |
| 1 | Abdu Gusau | Zamfara | 0 | 0 | 0 | 429 | 123 | 552 | 284 | 59 | 343 | 713 | 182 | 895 |
| 2 | Abia State | Abia | 0 | 0 | 0 | 578 | 406 | 984 | 420 | 397 | 817 | 998 | 803 | 1801 |
| 3 | Abraham | Ogun | 0 | 0 | 0 | 171 | 189 | 360 | 29 | 42 | 71 | 200 | 231 | 431 |
| 4 | Abubakar | Bauchi | 0 | 0 | 0 | 276 | 153 | 429 | 0 | 0 | 0 | 276 | 153 | 429 |
| 5 | Adamawa State | Adamawa | 0 | 0 | 0 | 272 | 101 | 373 | 6 | 1 | 7 | 278 | 102 | 380 |
| 6 | Akwa Ibom | Akwa Ibom | 0 | 0 | 0 | 57 | 60 | 117 | 0 | 0 | 0 | 57 | 60 | 117 |
| 7 | Akwa Ibom | Akwa Ibom | 0 | 0 | 0 | 471 | 347 | 818 | 217 | 265 | 482 | 688 | 612 | 1300 |
| 8 | Bayelsa State | Bayelsa | 0 | 0 | 0 | 21 | 11 | 32 | 0 | 0 | 0 | 21 | 11 | 32 |
| 9 | Benue State | Benue | 0 | 0 | 0 | 1439 | 831 | 2270 | 735 | 403 | 1138 | 2174 | 1234 | 3408 |
| 10 | D.S. Adegbenro | Ogun | 0 | 0 | 0 | 416 | 325 | 741 | 0 | 0 | 0 | 416 | 325 | 741 |
| 11 | Delta State | Delta | 0 | 0 | 0 | 476 | 282 | 758 | 415 | 288 | 703 | 891 | 570 | 1461 |
| 12 | Delta State | Delta | 0 | 0 | 0 | 395 | 313 | 708 | 268 | 177 | 445 | 663 | 490 | 1153 |
| 13 | Delta State | Delta | 0 | 0 | 0 | 976 | 791 | 1767 | 531 | 423 | 954 | 1507 | 1214 | 2721 |
| 14 | Edo State | Edo | 0 | 0 | 0 | 62 | 35 | 97 | 6 | 1 | 7 | 68 | 36 | 104 |
| 15 | Gateway ICT | Ogun | 0 | 0 | 0 | 121 | 176 | 297 | 63 | 58 | 121 | 184 | 234 | 418 |
| 16 | Ibarapa | Oyo | 0 | 0 | 0 | 310 | 225 | 535 | 0 | 0 | 0 | 310 | 225 | 535 |
| 17 | Imo State | Imo | 0 | 0 | 0 | 562 | 622 | 1184 | 476 | 336 | 812 | 1038 | 958 | 1996 |
| 18 | Institute of | Enugu | 0 | 0 | 0 | 719 | 631 | 1350 | 697 | 846 | 1543 | 1416 | 1477 | 2893 |
| 19 | Jigawa State | Jigawa | 0 | 0 | 0 | 370 | 50 | 420 | 120 | 23 | 143 | 490 | 73 | 563 |
| 20 | Kano State | Kano | 475 | 250 | 725 | 3935 | 1597 | 5532 | 1812 | 521 | 2333 | 6222 | 2368 | 8590 |
| 21 | Ken Saro-Wiwa | Rivers | 0 | 0 | 0 | 926 | 776 | 1702 | 642 | 604 | 1246 | 1568 | 1380 | 2948 |
| 22 | Kogi State | Kogi | 0 | 0 | 0 | 1120 | 808 | 1928 | 629 | 471 | 1100 | 1749 | 1279 | 3028 |
| 23 | Lagos State | Lagos | 0 | 0 | 0 | 2305 | 2457 | 4762 | 1653 | 1469 | 3122 | 3958 | 3926 | 7884 |
| 24 | Mai Idris | Yobe | 0 | 0 | 0 | 82 | 37 | 119 | 0 | 0 | 0 | 82 | 37 | 119 |
| 25 | Nasarawa State | Nasarawa | 0 | 0 | 0 | 244 | 213 | 457 | 16 | 10 | 26 | 260 | 223 | 483 |
| 26 | Niger State | Niger | 0 | 0 | 0 | 697 | 219 | 916 | 503 | 170 | 673 | 1200 | 389 | 1589 |
| 27 | Ogun State | Ogun | 0 | 0 | 0 | 399 | 235 | 634 | 269 | 194 | 463 | 668 | 429 | 1097 |
| 28 | Oke-Ogun | Oyo | 0 | 0 | 0 | 640 | 254 | 894 | 0 | 0 | 0 | 640 | 254 | 894 |
| 29 | Osun State | Osun | 0 | 0 | 0 | 523 | 342 | 865 | 547 | 294 | 841 | 1070 | 636 | 1706 |
| 30 | Osun State | Osun | 0 | 0 | 0 | 0 | 0 | 0 | 793 | 626 | 1419 | 793 | 626 | 1419 |
| 31 | Plateau State | Plateau | 0 | 0 | 0 | 822 | 484 | 1306 | 432 | 302 | 734 | 1254 | 786 | 2040 |
| 32 | Ramat | Borno | 0 | 0 | 0 | 667 | 136 | 803 | 217 | 57 | 274 | 884 | 193 | 1077 |
| 33 | Rivers State | Rivers | 0 | 0 | 0 | 64 | 55 | 119 | 4 | 5 | 9 | 68 | 60 | 128 |
| 34 | Rufus Giwa | Ondo | 0 | 0 | 0 | 1038 | 737 | 1775 | 658 | 486 | 1144 | 1696 | 1223 | 2919 |
| 35 | Sokoto State | Sokoto | 0 | 0 | 0 | 606 | 230 | 836 | 378 | 139 | 517 | 984 | 369 | 1353 |
| 36 | Zamfara State | Zamfara | 0 | 0 | 0 | 12 | 2 | 14 | 0 | 0 | 0 | 12 | 2 | 14 |
| Total | | | 475 | 250 | 725 | 22201 | 14253 | 36454 | 12820 | 8667 | 21487 | 35496 | 23170 | 58666 |

Table 5. 59: Private Polytechnic Outturn Summary by Institutions: 2015/2016

| S/No | Institution | Location | ND | | | HND | | | Total | | |
|--------------|--|-------------|-------------|-------------|-------------|-------------|-------------|-------------|-------------|-------------|-------------|
| | | | M | F | MF | M | F | MF | M | F | MF |
| 1 | Allover Central Polytechnic, Otta | Ogun | 79 | 55 | 134 | 46 | 39 | 85 | 125 | 94 | 219 |
| 2 | College of Technology, Iresi | Osun | 21 | 19 | 40 | 0 | 0 | 0 | 21 | 19 | 40 |
| 3 | Covenant Polytechnic, Aba | Abia | 117 | 73 | 190 | 12 | 6 | 18 | 129 | 79 | 208 |
| 4 | Crown Polytechnic, Ado-Ekiti | Ekiti | 694 | 669 | 1363 | 210 | 143 | 353 | 904 | 812 | 1716 |
| 5 | Dorben Polytechnic, Abuja | FCT | 209 | 182 | 391 | 90 | 71 | 161 | 299 | 253 | 552 |
| 6 | Fidei Polytechnic, Gboko | Benue | 347 | 223 | 570 | 131 | 111 | 242 | 478 | 334 | 812 |
| 7 | Grace Polytechnic, Surulere-lagos | Lagos | 210 | 156 | 366 | 60 | 39 | 99 | 270 | 195 | 465 |
| 8 | Heritage Polytechnic, Ikot Udota, Eket | Akwa Ibom | 369 | 334 | 703 | 515 | 492 | 1007 | 884 | 826 | 1710 |
| 9 | Igbajo Polytechnic, Igbajo | Osun | 75 | 76 | 151 | 43 | 16 | 59 | 118 | 92 | 210 |
| 10 | Interlink Polytechnic, Ijebu-Jesa | Osun | 96 | 93 | 189 | 38 | 49 | 87 | 134 | 142 | 276 |
| 11 | Kings Polytechnic, Ubiaja | Edo | 43 | 48 | 91 | 0 | 0 | 0 | 43 | 48 | 91 |
| 12 | Lagos City Polytechnic, Ikeja | Lagos | 130 | 117 | 247 | 186 | 159 | 345 | 316 | 276 | 592 |
| 13 | Lighthouse Polytechnic, Benin | Edo | 57 | 40 | 97 | 0 | 0 | 0 | 57 | 40 | 97 |
| 14 | Nogak Polytechnic, Ikom, Cross River State | Cross River | 85 | 21 | 106 | 0 | 0 | 0 | 85 | 21 | 106 |
| 15 | Our Saviour Institute of Technology, Emene-Enugu | Enugu | 135 | 175 | 310 | 112 | 185 | 297 | 247 | 360 | 607 |
| 16 | Ronik Polytechnic, Lagos | Lagos | 72 | 46 | 118 | 15 | 17 | 32 | 87 | 63 | 150 |
| 17 | Shaka Polytechnic, Benin City | Edo | 135 | 118 | 253 | 0 | 0 | 0 | 135 | 118 | 253 |
| 18 | Templegate Polytechnic, Aba | Abia | 178 | 132 | 310 | 74 | 66 | 140 | 252 | 198 | 450 |
| 19 | The Polytechnic, Ile-ife | Osun | 90 | 56 | 146 | 77 | 34 | 111 | 167 | 90 | 257 |
| 20 | The Polytechnic, Imesi-Ile | Osun | 23 | 14 | 37 | 0 | 0 | 0 | 23 | 14 | 37 |
| 21 | Wolex Polytechnic, Ikeja - Lagos | Osun | 61 | 58 | 119 | 0 | 0 | 0 | 61 | 58 | 119 |
| Total | | | 3226 | 2705 | 5931 | 1609 | 1427 | 3036 | 4835 | 4132 | 8967 |

Table 5. 60: POLYTECHNIC OUTTURN: 2015/2016

| SECTOR | Pre-ND | | ND | | HND | | Totals | | |
|---------|--------|-----|-------|-------|-------|-------|--------|-------|-------|
| | M | F | M | F | M | F | M | F | MF |
| FEDERAL | 26 | 27 | 31010 | 21907 | 16919 | 11672 | 47955 | 33606 | 81561 |
| STATE | 475 | 250 | 22201 | 14253 | 12820 | 8667 | 35496 | 23170 | 58666 |
| PRIVATE | | | 3226 | 2705 | 1609 | 1427 | 4835 | 4132 | 8967 |

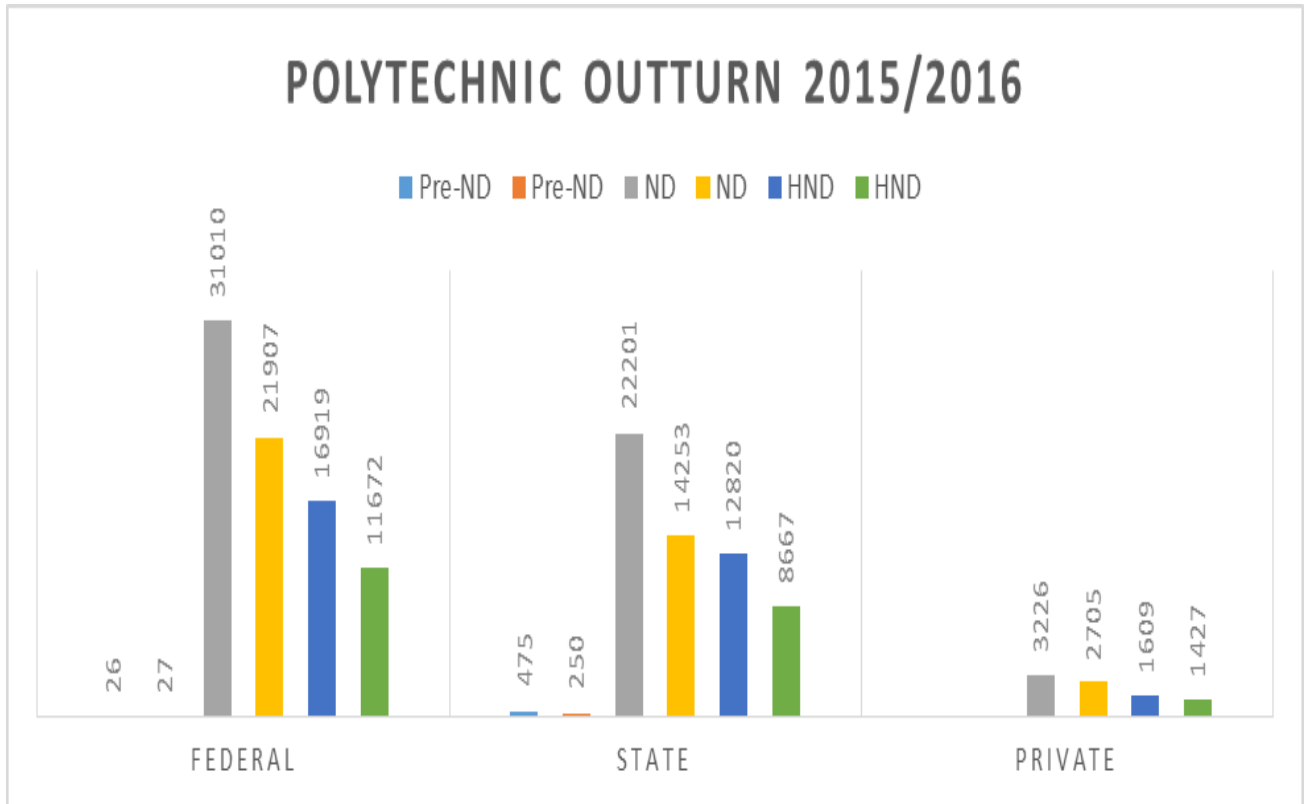


Figure 5. 8: Polytechnic Outturn: 2015/2016

Table 5. 61: Polytechnic Full Time Outturn Summary by Programs: 2015/2016

| S/No | Program | Pre-ND | | | ND | | | HND | | | Totals | | |
|------|---|--------|---|----|------|------|------|------|------|------|--------|------|-------|
| | | M | F | MF | M | F | MF | M | F | MF | M | F | MF |
| 1 | Accountancy | 0 | 0 | 0 | 3166 | 2892 | 6058 | 2807 | 2222 | 5029 | 5973 | 5114 | 11087 |
| 2 | Agric & Bio-Env Engr. Tech.(Soil & | 0 | 0 | 0 | 16 | 5 | 21 | 50 | 8 | 58 | 66 | 13 | 79 |
| 3 | Agricultural Bio-Environmental | 0 | 0 | 0 | 328 | 118 | 446 | 97 | 36 | 133 | 425 | 154 | 579 |
| 4 | Agricultural Engineering (Farm Power | 0 | 0 | 0 | 0 | 0 | 0 | 32 | 6 | 38 | 32 | 6 | 38 |
| 5 | Agricultural Engineering Technology | 0 | 0 | 0 | 251 | 72 | 323 | 47 | 13 | 60 | 298 | 85 | 383 |
| 6 | Agricultural Extension & Management | 0 | 0 | 0 | 0 | 0 | 0 | 75 | 54 | 129 | 75 | 54 | 129 |
| 7 | Agricultural Technology (General | 0 | 0 | 0 | 407 | 225 | 632 | 0 | 0 | 0 | 407 | 225 | 632 |
| 8 | Agricultural Technology (Post Harvest) | 0 | 0 | 0 | 0 | 0 | 0 | 10 | 7 | 17 | 10 | 7 | 17 |
| 9 | Aircraft Engineering (Airframe and | 0 | 0 | 0 | 0 | 0 | 0 | 101 | 3 | 104 | 101 | 3 | 104 |
| 10 | Aircraft Engineering (Avionics) | 0 | 0 | 0 | 0 | 0 | 0 | 67 | 2 | 69 | 67 | 2 | 69 |
| 11 | Aircraft Engineering Technology | 0 | 0 | 0 | 186 | 24 | 210 | 0 | 0 | 0 | 186 | 24 | 210 |
| 12 | Animal Health & Production Tech. | 0 | 0 | 0 | 25 | 40 | 65 | 0 | 0 | 0 | 25 | 40 | 65 |
| 13 | Animal Health Technology | 0 | 0 | 0 | 68 | 14 | 82 | 38 | 20 | 58 | 106 | 34 | 140 |
| 14 | Animal Production Technology | 0 | 0 | 0 | 0 | 0 | 0 | 43 | 33 | 76 | 43 | 33 | 76 |
| 15 | Architectural Technology | 0 | 0 | 0 | 1177 | 233 | 1410 | 598 | 93 | 691 | 1775 | 326 | 2101 |
| 16 | Art & Industrial Design (Painting) | 0 | 0 | 0 | 48 | 0 | 48 | 5 | 9 | 14 | 53 | 9 | 62 |
| 17 | Art & Industrial Design (Sculpture) | 0 | 0 | 0 | 0 | 0 | 0 | 29 | 4 | 33 | 29 | 4 | 33 |
| 18 | Art and Industrial Design | 0 | 0 | 0 | 380 | 119 | 499 | 69 | 19 | 88 | 449 | 138 | 587 |
| 19 | Art and Industrial Design (Ceramics) | 0 | 0 | 0 | 35 | 29 | 64 | 16 | 5 | 21 | 51 | 34 | 85 |
| 20 | Art and Industrial Design (Graphics) | 0 | 0 | 0 | 53 | 36 | 89 | 63 | 16 | 79 | 116 | 52 | 168 |
| 21 | Art and Industrial Design (Textile) | 0 | 0 | 0 | 0 | 0 | 0 | 2 | 12 | 14 | 2 | 12 | 14 |
| 22 | Banking and Finance | 0 | 0 | 0 | 1827 | 1504 | 3331 | 1104 | 930 | 2034 | 2931 | 2434 | 5365 |
| 23 | Bilingual Secretarial Studies | 0 | 0 | 0 | 0 | 0 | 0 | 4 | 16 | 20 | 4 | 16 | 20 |
| 24 | Building Technology | 0 | 0 | 0 | 1429 | 198 | 1627 | 657 | 106 | 763 | 2086 | 304 | 2390 |
| 25 | Business Administration & | 0 | 0 | 0 | 4101 | 3288 | 7389 | 2740 | 2319 | 5059 | 6841 | 5607 | 12448 |
| 26 | Ceramic Technology | 0 | 0 | 0 | 25 | 10 | 35 | 18 | 2 | 20 | 43 | 12 | 55 |
| 27 | Chemical Engineering Technology | 0 | 0 | 0 | 434 | 199 | 633 | 175 | 89 | 264 | 609 | 288 | 897 |
| 28 | Civil Engineering Technology | 0 | 0 | 0 | 2313 | 261 | 2574 | 1069 | 152 | 1221 | 3382 | 413 | 3795 |
| 29 | Civil Engineering Technology (Soil and | 0 | 0 | 0 | 0 | 0 | 0 | 10 | 2 | 12 | 10 | 2 | 12 |
| 30 | Civil Engineering Technology | 0 | 0 | 0 | 54 | 14 | 68 | 157 | 15 | 172 | 211 | 29 | 240 |
| 31 | Civil Engineering Technology | 0 | 0 | 0 | 0 | 0 | 0 | 39 | 7 | 46 | 39 | 7 | 46 |
| 32 | Computer Engineering Technology | 0 | 0 | 0 | 1214 | 289 | 1503 | 564 | 197 | 761 | 1778 | 486 | 2264 |
| 33 | Computer Science | 0 | 0 | 0 | 3405 | 1817 | 5222 | 2000 | 1391 | 3391 | 5405 | 3208 | 8613 |
| 34 | Cooperative Economics & Management | 0 | 0 | 0 | 248 | 239 | 487 | 321 | 164 | 485 | 569 | 403 | 972 |
| 35 | Crop Production Technology | 0 | 0 | 0 | 0 | 0 | 0 | 31 | 19 | 50 | 31 | 19 | 50 |
| 36 | Electrical Electronic (Instrumentation) | 0 | 0 | 0 | 0 | 0 | 0 | 42 | 10 | 52 | 42 | 10 | 52 |
| 37 | Electrical/Electronics (Electronics & | 0 | 0 | 0 | 0 | 0 | 0 | 250 | 44 | 294 | 250 | 44 | 294 |
| 38 | Electrical/Electronic Engineering | 0 | 0 | 0 | 3547 | 335 | 3882 | 1931 | 227 | 2158 | 5478 | 562 | 6040 |
| 39 | Electrical/Electronics(Power Option) | 0 | 0 | 0 | 0 | 0 | 0 | 274 | 29 | 303 | 274 | 29 | 303 |
| 40 | Environmental Health Technology | 0 | 0 | 0 | 0 | 0 | 0 | 32 | 11 | 43 | 32 | 11 | 43 |
| 41 | Estate Management | 0 | 0 | 0 | 1431 | 778 | 2209 | 858 | 566 | 1424 | 2289 | 1344 | 3633 |
| 42 | Explosive Ordinance Technology | 0 | 0 | 0 | 10 | 1 | 11 | 0 | 0 | 0 | 10 | 1 | 11 |
| 43 | Fashion Design & Clothing Tech | 0 | 0 | 0 | 141 | 402 | 543 | 41 | 137 | 178 | 182 | 539 | 721 |
| 44 | Fisheries Technology | 0 | 0 | 0 | 102 | 85 | 187 | 63 | 48 | 111 | 165 | 133 | 298 |
| 45 | Food Technology | 0 | 0 | 0 | 400 | 803 | 1203 | 169 | 479 | 648 | 569 | 1282 | 1851 |
| 46 | Forestry Technology | 0 | 0 | 0 | 9 | 14 | 23 | 14 | 9 | 23 | 23 | 23 | 46 |
| 47 | Foundry Technology | 0 | 0 | 0 | 41 | 7 | 48 | 22 | 2 | 24 | 63 | 9 | 72 |
| 48 | Geological Technology | 0 | 0 | 0 | 14 | 9 | 23 | 11 | 2 | 13 | 25 | 11 | 36 |
| 49 | Graphic Arts | 0 | 0 | 0 | 23 | 9 | 32 | 45 | 28 | 73 | 68 | 37 | 105 |
| 50 | Horticulture & Landscape Tech | 0 | 0 | 0 | 44 | 28 | 72 | 6 | 3 | 9 | 50 | 31 | 81 |
| 51 | Hospitality Management | 0 | 0 | 0 | 347 | 1016 | 1363 | 161 | 499 | 660 | 508 | 1515 | 2023 |
| 52 | Human Resources Mgt | 0 | 0 | 0 | 0 | 0 | 0 | 73 | 56 | 129 | 73 | 56 | 129 |
| 53 | Industrial Maintenance Engineering | 0 | 0 | 0 | 156 | 27 | 183 | 66 | 19 | 85 | 222 | 46 | 268 |
| 54 | Industrial Safety & Environmental | 0 | 0 | 0 | 69 | 10 | 79 | 0 | 0 | 0 | 69 | 10 | 79 |
| 55 | Insurance | 0 | 0 | 0 | 184 | 239 | 423 | 108 | 142 | 250 | 292 | 381 | 673 |
| 56 | Leisure & Tourism Management | 0 | 0 | 0 | 175 | 168 | 343 | 65 | 64 | 129 | 240 | 232 | 472 |

| | | | | | | | | | | | | | |
|--------------|--|------------|------------|------------|--------------|--------------|--------------|--------------|--------------|--------------|--------------|--------------|---------------|
| 57 | Library & Information Science | 0 | 0 | 0 | 353 | 362 | 715 | 144 | 181 | 325 | 497 | 543 | 1040 |
| 58 | Local Government Studies | 0 | 0 | 0 | 277 | 64 | 341 | 22 | 15 | 37 | 299 | 79 | 378 |
| 59 | Marine Engineering Technology | 0 | 0 | 0 | 60 | 5 | 65 | 0 | 0 | 0 | 60 | 5 | 65 |
| 60 | Marketing | 0 | 0 | 0 | 1173 | 967 | 2140 | 905 | 942 | 1847 | 2078 | 1909 | 3987 |
| 61 | Mass Communication | 0 | 0 | 0 | 1228 | 1721 | 2949 | 690 | 1089 | 1779 | 1918 | 2810 | 4728 |
| 62 | Mechanical Engineering (Auto) | 0 | 0 | 0 | 53 | 11 | 64 | 61 | 5 | 66 | 114 | 16 | 130 |
| 63 | Mechanical Engineering (Plant | 0 | 0 | 0 | 0 | 0 | 0 | 127 | 3 | 130 | 127 | 3 | 130 |
| 64 | Mechanical Engineering (Production | 0 | 0 | 0 | 0 | 0 | 0 | 175 | 9 | 184 | 175 | 9 | 184 |
| 65 | Mechanical Engineering Technology | 0 | 0 | 0 | 2131 | 195 | 2326 | 1289 | 100 | 1389 | 3420 | 295 | 3715 |
| 66 | Mechatronics | 0 | 0 | 0 | 40 | 18 | 58 | 0 | 0 | 0 | 40 | 18 | 58 |
| 67 | Metallurgy | 0 | 0 | 0 | 316 | 39 | 355 | 138 | 11 | 149 | 454 | 50 | 504 |
| 68 | Mineral & Petroleum Res. Engr. | 0 | 0 | 0 | 0 | 0 | 0 | 8 | 2 | 10 | 8 | 2 | 10 |
| 69 | Mineral & Petroleum Res. Engr. | 0 | 0 | 0 | 0 | 0 | 0 | 14 | 2 | 16 | 14 | 2 | 16 |
| 70 | Mineral & Petroleum Resources | 0 | 0 | 0 | 75 | 10 | 85 | 0 | 0 | 0 | 75 | 10 | 85 |
| 71 | Mineral Resources Engineering | 0 | 0 | 0 | 181 | 41 | 222 | 24 | 6 | 30 | 205 | 47 | 252 |
| 72 | Nutrition and Dietetics | 0 | 0 | 0 | 282 | 198 | 480 | 29 | 58 | 87 | 311 | 256 | 567 |
| 73 | Office Technology & Management | 0 | 0 | 0 | 1431 | 2014 | 3445 | 647 | 1308 | 1955 | 2078 | 3322 | 5400 |
| 74 | Painting and Decorating | 0 | 0 | 0 | 78 | 20 | 98 | 30 | 3 | 33 | 108 | 23 | 131 |
| 75 | Pest Management Technology | 0 | 0 | 0 | 0 | 0 | 0 | 11 | 9 | 20 | 11 | 9 | 20 |
| 76 | Pharmaceutical Technology | 0 | 0 | 0 | 267 | 90 | 357 | 0 | 0 | 0 | 267 | 90 | 357 |
| 77 | Polymer Technology | 0 | 0 | 0 | 120 | 195 | 315 | 27 | 22 | 49 | 147 | 217 | 364 |
| 78 | Pre-nd Science | 501 | 277 | 778 | 0 | 0 | 0 | 0 | 0 | 0 | 501 | 277 | 778 |
| 79 | Printing Technology | 0 | 0 | 0 | 142 | 33 | 175 | 115 | 36 | 151 | 257 | 69 | 326 |
| 80 | Printing Technology (Book Publishing) | 0 | 0 | 0 | 0 | 0 | 0 | 11 | 25 | 36 | 11 | 25 | 36 |
| 81 | Production & Operation Management | 0 | 0 | 0 | 0 | 0 | 0 | 86 | 59 | 145 | 86 | 59 | 145 |
| 82 | Public Administration | 0 | 0 | 0 | 2258 | 1705 | 3963 | 896 | 703 | 1599 | 3154 | 2408 | 5562 |
| 83 | Purchasing and Supply | 0 | 0 | 0 | 241 | 106 | 347 | 247 | 173 | 420 | 488 | 279 | 767 |
| 84 | Quantity Survey | 0 | 0 | 0 | 989 | 377 | 1366 | 518 | 174 | 692 | 1507 | 551 | 2058 |
| 85 | Science Lab. Technology | 0 | 0 | 0 | 0 | 0 | 0 | 40 | 48 | 88 | 40 | 48 | 88 |
| 86 | Science Laboratory Tech | 0 | 0 | 0 | 59 | 42 | 101 | 116 | 125 | 241 | 175 | 167 | 342 |
| 87 | Science Laboratory Tech (Biology) | 0 | 0 | 0 | 8 | 14 | 22 | 25 | 115 | 140 | 33 | 129 | 162 |
| 88 | Science Laboratory Tech | 0 | 0 | 0 | 120 | 73 | 193 | 173 | 197 | 370 | 293 | 270 | 563 |
| 89 | Science Laboratory Tech (Chemistry) | 0 | 0 | 0 | 47 | 32 | 79 | 177 | 205 | 382 | 224 | 237 | 461 |
| 90 | Science Laboratory Tech | 0 | 0 | 0 | 0 | 0 | 0 | 113 | 85 | 198 | 113 | 85 | 198 |
| 91 | Science Laboratory | 0 | 0 | 0 | 0 | 0 | 0 | 11 | 44 | 55 | 11 | 44 | 55 |
| 92 | Science Laboratory Technology | 0 | 0 | 0 | 2376 | 2619 | 4995 | 620 | 793 | 1413 | 2996 | 3412 | 6408 |
| 93 | Science Laboratory Technology | 0 | 0 | 0 | 0 | 0 | 0 | 365 | 526 | 891 | 365 | 526 | 891 |
| 94 | Science Laboratory | 0 | 0 | 0 | 67 | 7 | 74 | 186 | 175 | 361 | 253 | 182 | 435 |
| 95 | Social Development | 0 | 0 | 0 | 230 | 100 | 330 | 0 | 0 | 0 | 230 | 100 | 330 |
| 96 | Social Development (Community | 0 | 0 | 0 | 0 | 0 | 0 | 20 | 10 | 30 | 20 | 10 | 30 |
| 97 | Social Development (Social Welfare) | 0 | 0 | 0 | 0 | 0 | 0 | 15 | 10 | 25 | 15 | 10 | 25 |
| 98 | Social Development (Youth & Sports) | 0 | 0 | 0 | 0 | 0 | 0 | 20 | 17 | 37 | 20 | 17 | 37 |
| 99 | Soil Science & Technology | 0 | 0 | 0 | 0 | 0 | 0 | 19 | 18 | 37 | 19 | 18 | 37 |
| 100 | Statistics | 0 | 0 | 0 | 1585 | 1039 | 2624 | 1036 | 624 | 1660 | 2621 | 1663 | 4284 |
| 101 | Surveying & Geo-Informatics | 0 | 0 | 0 | 729 | 162 | 891 | 260 | 136 | 396 | 989 | 298 | 1287 |
| 102 | Textile Technology | 0 | 0 | 0 | 60 | 62 | 122 | 29 | 39 | 68 | 89 | 101 | 190 |
| 103 | Urban and Regional Planning | 0 | 0 | 0 | 881 | 329 | 1210 | 425 | 172 | 597 | 1306 | 501 | 1807 |
| 104 | Welding & Fabrication Engineering Technology | 0 | 0 | 0 | 103 | 5 | 108 | 41 | 9 | 50 | 144 | 14 | 158 |
| Total | | 501 | 277 | 778 | 45843 | 28212 | 74055 | 27174 | 18629 | 45803 | 73518 | 47118 | 120636 |

Table 5. 62: Polytechnic Part- Time Outturn Summary by Programs: 2015/2016

| S/No | Program | ND | | | HND | | | Total | | |
|--------------|-----------------------------------|--------------|--------------|--------------|-------------|-------------|-------------|--------------|--------------|--------------|
| | | M | F | MF | M | F | MF | M | F | MF |
| 1 | Accountancy | 1074 | 1194 | 2268 | 644 | 575 | 1219 | 1718 | 1769 | 3487 |
| 2 | Agricultural Bio-Environmental | 16 | 30 | 46 | 0 | 0 | 0 | 16 | 30 | 46 |
| 3 | Agricultural Technology (General | 22 | 2 | 24 | 0 | 0 | 0 | 22 | 2 | 24 |
| 4 | Architectural Technology | 58 | 2 | 60 | 0 | 0 | 0 | 58 | 2 | 60 |
| 5 | Art and Industrial Design | 33 | 5 | 38 | 0 | 0 | 0 | 33 | 5 | 38 |
| 6 | Banking and Finance | 358 | 518 | 876 | 173 | 200 | 373 | 531 | 718 | 1249 |
| 7 | Building Technology | 219 | 36 | 255 | 31 | 5 | 36 | 250 | 41 | 291 |
| 8 | Business Administration & | 2387 | 2859 | 5246 | 1373 | 1145 | 2518 | 3760 | 4004 | 7764 |
| 9 | Chemical Engineering Technology | 9 | 2 | 11 | 14 | 3 | 17 | 23 | 5 | 28 |
| 10 | Civil Engineering Technology | 532 | 71 | 603 | 121 | 24 | 145 | 653 | 95 | 748 |
| 11 | Computer Engineering | 141 | 31 | 172 | 28 | 6 | 34 | 169 | 37 | 206 |
| 12 | Computer Science | 939 | 603 | 1542 | 255 | 173 | 428 | 1194 | 776 | 1970 |
| 13 | Cooperative Economics & | 21 | 36 | 57 | 8 | 2 | 10 | 29 | 38 | 67 |
| 14 | Electrical/Electronic Engineering | 806 | 53 | 859 | 288 | 31 | 319 | 1094 | 84 | 1178 |
| 15 | Environmental and Safety | 0 | 0 | 0 | 259 | 41 | 300 | 259 | 41 | 300 |
| 16 | Environmental Health Technology | 4 | 2 | 6 | 0 | 0 | 0 | 4 | 2 | 6 |
| 17 | Estate Management | 245 | 127 | 372 | 52 | 18 | 70 | 297 | 145 | 442 |
| 18 | Fashion Design & Clothing Tech | 8 | 21 | 29 | 0 | 0 | 0 | 8 | 21 | 29 |
| 19 | Fisheries Technology | 4 | 8 | 12 | 0 | 0 | 0 | 4 | 8 | 12 |
| 20 | Food Technology | 80 | 174 | 254 | 1 | 4 | 5 | 81 | 178 | 259 |
| 21 | Hospitality Management | 73 | 276 | 349 | 0 | 0 | 0 | 73 | 276 | 349 |
| 22 | Human Resources Mgt | 0 | 0 | 0 | 8 | 4 | 12 | 8 | 4 | 12 |
| 23 | Industrial Maintenance | 22 | 3 | 25 | 4 | 0 | 4 | 26 | 3 | 29 |
| 24 | Insurance | 10 | 11 | 21 | 17 | 32 | 49 | 27 | 43 | 70 |
| 25 | Library & Information Science | 42 | 12 | 54 | 0 | 0 | 0 | 42 | 12 | 54 |
| 26 | Local Government Studies | 2 | 1 | 3 | 0 | 0 | 0 | 2 | 1 | 3 |
| 27 | Marketing | 171 | 275 | 446 | 148 | 174 | 322 | 319 | 449 | 768 |
| 28 | Mass Communication | 690 | 1382 | 2072 | 73 | 159 | 232 | 763 | 1541 | 2304 |
| 29 | Mechanical Engineering | 524 | 31 | 555 | 166 | 11 | 177 | 690 | 42 | 732 |
| 30 | Metallurgy | 2 | 0 | 2 | 0 | 0 | 0 | 2 | 0 | 2 |
| 31 | Office Technology & Management | 204 | 574 | 778 | 67 | 187 | 254 | 271 | 761 | 1032 |
| 32 | Printing Technology | 20 | 1 | 21 | 0 | 0 | 0 | 20 | 1 | 21 |
| 33 | Public Administration | 914 | 774 | 1688 | 269 | 184 | 453 | 1183 | 958 | 2141 |
| 34 | Public Health Nursing | 114 | 145 | 259 | 9 | 6 | 15 | 123 | 151 | 274 |
| 35 | Purchasing and Supply | 2 | 1 | 3 | 0 | 0 | 0 | 2 | 1 | 3 |
| 36 | Quantity Survey | 65 | 33 | 98 | 0 | 0 | 0 | 65 | 33 | 98 |
| 37 | Science Laboratory Tech | 0 | 0 | 0 | 3 | 1 | 4 | 3 | 1 | 4 |
| 38 | Science Laboratory Tech | 0 | 0 | 0 | 1 | 0 | 1 | 1 | 0 | 1 |
| 39 | Science Laboratory | 0 | 0 | 0 | 1 | 0 | 1 | 1 | 0 | 1 |
| 40 | Science Laboratory Technology | 585 | 1239 | 1824 | 75 | 112 | 187 | 660 | 1351 | 2011 |
| 41 | Science Laboratory Technology | 0 | 0 | 0 | 18 | 6 | 24 | 18 | 6 | 24 |
| 42 | Science Laboratory | 0 | 0 | 0 | 1 | 0 | 1 | 1 | 0 | 1 |
| 43 | Statistics | 155 | 110 | 265 | 67 | 34 | 101 | 222 | 144 | 366 |
| 44 | Surveying & Geo-Informatics | 21 | 3 | 24 | 0 | 0 | 0 | 21 | 3 | 24 |
| 45 | Urban and Regional Planning | 22 | 8 | 30 | 0 | 0 | 0 | 22 | 8 | 30 |
| Total | | 10594 | 10653 | 21247 | 4174 | 3137 | 7311 | 14768 | 13790 | 28558 |

Table 5. 63: Federal Polytechnic Teaching Staff Distribution by Qualifications: 2015/2016

| S/No | Institution | HND | | | Bachelors | | | Masters | | | PhD | | | Total | | |
|--------------|---|-------------|------------|-------------|-------------|------------|-------------|-------------|------------|-------------|------------|------------|------------|-------------|-------------|-------------|
| | | M | F | MF | M | F | MF | M | F | MF | M | F | MF | M | F | MF |
| 1 | AirForce Institute of Technology (AFIT), Kaduna | 37 | 2 | 39 | 22 | 1 | 23 | 49 | 4 | 53 | 10 | 2 | 12 | 118 | 9 | 127 |
| 2 | Akanu Ibiam Federal Polytechnic, Unwana-Afikpo | 130 | 26 | 156 | 77 | 29 | 106 | 145 | 26 | 171 | 26 | 5 | 31 | 378 | 86 | 464 |
| 3 | Auchi Polytechnic, Auchi | 120 | 28 | 148 | 120 | 36 | 156 | 332 | 65 | 397 | 46 | 11 | 57 | 618 | 140 | 758 |
| 4 | Federal Polytechnic, Damaturu | 23 | 2 | 25 | 51 | 7 | 58 | 59 | 4 | 63 | 2 | 1 | 3 | 135 | 14 | 149 |
| 5 | Federal Polytechnic, Ede | 78 | 25 | 103 | 38 | 12 | 50 | 142 | 39 | 181 | 21 | 8 | 29 | 279 | 84 | 363 |
| 6 | Federal Polytechnic, Idah | 93 | 21 | 114 | 142 | 20 | 162 | 141 | 20 | 161 | 27 | | 27 | 403 | 61 | 464 |
| 7 | Federal Polytechnic, Ilaro | 47 | 8 | 55 | 18 | 8 | 26 | 127 | 21 | 148 | 9 | 5 | 14 | 201 | 42 | 243 |
| 8 | Federal Polytechnic, Ile-Oluji | 7 | 1 | 8 | 3 | 1 | 4 | 16 | | 16 | 0 | 0 | 0 | 26 | 2 | 28 |
| 9 | Federal Polytechnic, Kaura-Namoda | 50 | 11 | 61 | 78 | 9 | 87 | 73 | 9 | 82 | 13 | 1 | 14 | 214 | 30 | 244 |
| 10 | Federal Polytechnic, Mubi | 156 | 52 | 208 | 222 | 48 | 270 | 127 | 24 | 151 | 18 | 2 | 20 | 523 | 126 | 649 |
| 11 | Federal Polytechnic, Nassarawa | 105 | 30 | 135 | 139 | 27 | 166 | 168 | 26 | 194 | 14 | 6 | 20 | 426 | 89 | 515 |
| 12 | Federal Polytechnic, Nekede | 96 | 44 | 140 | 64 | 16 | 80 | 196 | 71 | 267 | 23 | 11 | 34 | 379 | 142 | 521 |
| 13 | Federal Polytechnic, Offa | 101 | 25 | 126 | 165 | 35 | 200 | 177 | 42 | 219 | 24 | 3 | 27 | 467 | 105 | 572 |
| 14 | Federal Polytechnic, Oko | 41 | 22 | 63 | 98 | 58 | 156 | 165 | 139 | 304 | 51 | 53 | 104 | 355 | 272 | 627 |
| 15 | Federal Polytechnic, Ukana | 10 | 1 | 11 | 23 | 13 | 36 | 2 | 3 | 5 | 0 | 0 | 0 | 35 | 17 | 52 |
| 16 | Hussaini Adamu Polytechnic, Kazaure | 31 | 6 | 37 | 41 | 4 | 45 | 84 | 19 | 103 | 13 | 0 | 13 | 169 | 29 | 198 |
| 17 | Institute of Technology and Environmental Studies, NASME, Makurdi | 23 | 6 | 29 | 26 | 8 | 34 | 15 | 3 | 18 | 0 | 0 | 0 | 64 | 17 | 81 |
| 18 | Kaduna Polytechnic, Kaduna | 138 | 75 | 213 | 162 | 72 | 234 | 400 | 150 | 550 | 70 | 17 | 87 | 770 | 314 | 1084 |
| 19 | National Institute of Construction Technology, Uromi | 3 | 0 | 3 | 2 | 0 | 2 | 10 | 0 | 10 | 1 | 0 | 1 | 16 | 0 | 16 |
| 20 | Waziri Umaru Polytechnic, Birnin-kebbi | 85 | 8 | 93 | 103 | 4 | 107 | 113 | 5 | 118 | 20 | 2 | 22 | 321 | 19 | 340 |
| 21 | Yaba College of Technology, Yaba | 89 | 18 | 107 | 45 | 8 | 53 | 315 | 110 | 425 | 62 | 19 | 81 | 511 | 155 | 666 |
| Total | | 1463 | 411 | 1874 | 1639 | 416 | 2055 | 2856 | 780 | 3636 | 450 | 146 | 596 | 6408 | 1753 | 8161 |

Table 5. 64: State Polytechnic Teaching Staff Distribution by Qualifications: 2015/2016

| S/No | Institution | HND | | | Bachelors | | | Masters | | | PhD | | | Total | | |
|------|---|-------------|------------|-------------|-------------|------------|-------------|-------------|------------|-------------|------------|------------|------------|-------------|-------------|-------------|
| | | M | F | MF | M | F | MF | M | F | MF | M | F | MF | M | F | MF |
| 1 | Abdu Gusau Polytechnic, Talata Mafara | 14 | 6 | 20 | 14 | 5 | 19 | 33 | 6 | 39 | 1 | 4 | 5 | 62 | 21 | 83 |
| 2 | Abia State Polytechnic, Aba | 37 | 13 | 50 | 61 | 28 | 89 | 76 | 23 | 99 | 4 | 12 | 16 | 178 | 76 | 254 |
| 3 | Abraham Adesanva Polytechnic, Iiebu | 5 | 0 | 5 | 16 | 5 | 21 | 22 | 7 | 29 | 1 | 0 | 1 | 44 | 12 | 56 |
| 4 | Abubakar Tatari Ali Polytechnic, Bauchi | 17 | 1 | 18 | 28 | 7 | 35 | 62 | 8 | 70 | 6 | 1 | 7 | 113 | 17 | 130 |
| 5 | Adamawa State Polytechnic, Yola | 39 | 2 | 41 | 93 | 16 | 109 | 39 | 11 | 50 | 1 | 0 | 1 | 172 | 29 | 201 |
| 6 | Akwa Ibom State College of Arts and | 0 | 0 | 0 | 9 | 2 | 11 | 6 | 0 | 6 | 0 | 0 | 0 | 15 | 2 | 17 |
| 7 | Bavela State College of Arts and | 4 | | 4 | 3 | | 3 | 9 | | 9 | 1 | | 1 | 17 | 0 | 17 |
| 8 | Benue State Polytechnic, Ugbokolo | 31 | 5 | 36 | 32 | 3 | 35 | 88 | 20 | 108 | 8 | 2 | 10 | 159 | 30 | 189 |
| 9 | D.S. Adegbenro ICT Polytechnic, Itori- | 16 | 3 | 19 | 43 | 1 | 44 | 42 | 4 | 46 | 5 | 7 | 12 | 106 | 15 | 121 |
| 10 | Delta State Polytechnic, Ogwashi-Uku | 82 | 19 | 101 | 49 | 19 | 68 | 71 | 25 | 96 | 10 | 13 | 23 | 212 | 76 | 288 |
| 11 | Delta State Polytechnic, Otefe | 14 | 2 | 16 | 26 | 4 | 30 | 79 | 12 | 91 | 9 | 1 | 10 | 128 | 19 | 147 |
| 12 | Delta State Polytechnic, Ozoro | 45 | 8 | 53 | 22 | 4 | 26 | 85 | 23 | 108 | 7 | 1 | 8 | 159 | 36 | 195 |
| 13 | Edo State Institute of Technology and | 7 | 0 | 7 | 1 | 1 | 2 | 24 | 6 | 30 | 1 | 0 | 1 | 33 | 7 | 40 |
| 14 | Gatewav ICT Polytechnic, Sapade | 8 | 4 | 12 | 10 | 4 | 14 | 19 | 8 | 27 | 0 | 0 | 0 | 37 | 16 | 53 |
| 15 | Ibarapa Polytechnic, Eruwa | 48 | 12 | 60 | 55 | 12 | 67 | 45 | 6 | 51 | 2 | 0 | 2 | 150 | 30 | 180 |
| 16 | Imo State Polytechnic, Umuagwo, Ohaii | 45 | 19 | 64 | 2 | 2 | 4 | 148 | 42 | 190 | 12 | 11 | 23 | 207 | 74 | 281 |
| 17 | Institute of Management Technology, | 49 | 21 | 70 | 77 | 15 | 92 | 207 | 62 | 269 | 50 | 7 | 57 | 383 | 105 | 488 |
| 18 | Institute of Technology and | 0 | 0 | 0 | 11 | 1 | 12 | 1 | 0 | 1 | 0 | 0 | 0 | 12 | 1 | 13 |
| 19 | Jigawa State Polytechnic, Dutse | 18 | 1 | 19 | 30 | 2 | 32 | 64 | 4 | 68 | 1 | 0 | 1 | 113 | 7 | 120 |
| 20 | Kano State Polytechnic, Kano | 70 | 9 | 79 | 90 | 13 | 103 | 203 | 35 | 238 | 6 | 3 | 9 | 369 | 60 | 429 |
| 21 | Ken Saro-Wiwa Polytechnic, Bori | 28 | 1 | 29 | 58 | 0 | 58 | 142 | 11 | 153 | 38 | 17 | 55 | 266 | 29 | 295 |
| 22 | Kogi State Polytechnic, Lokoia | 101 | 26 | 127 | 98 | 26 | 124 | 81 | 20 | 101 | 3 | 0 | 3 | 283 | 72 | 355 |
| 23 | Kwara State Polytechnic, Ilorin | 60 | 18 | 78 | 89 | 11 | 100 | 113 | 14 | 127 | 6 | 1 | 7 | 268 | 44 | 312 |
| 24 | Lagos State Polytechnic, Ikorodu | 36 | 14 | 50 | 11 | 2 | 13 | 254 | 43 | 297 | 14 | 6 | 20 | 315 | 65 | 380 |
| 25 | Mai Idris Aloomo Polytechnic, Geidam | 11 | 1 | 12 | 15 | | 15 | 10 | | 10 | 0 | 0 | 0 | 36 | 1 | 37 |
| 26 | Nasarawa State Polytechnic, Lafia | 45 | 5 | 50 | 30 | 11 | 41 | 130 | 30 | 160 | 8 | 0 | 8 | 213 | 46 | 259 |
| 27 | Niger State Polytechnic, Zungeru | 31 | 12 | 43 | 82 | 7 | 89 | 119 | 5 | 124 | 7 | 1 | 8 | 239 | 25 | 264 |
| 28 | Ogun State Institute of Technology, | 25 | 3 | 28 | 23 | 11 | 34 | 71 | 9 | 80 | 3 | 1 | 4 | 122 | 24 | 146 |
| 29 | Oke-Ogun Polytechnic, Shaki | 13 | 11 | 24 | 16 | 1 | 17 | 59 | 4 | 63 | 2 | 0 | 2 | 90 | 16 | 106 |
| 30 | Osun State College of Technology, Esa- | 45 | 7 | 52 | 119 | 28 | 147 | 154 | 23 | 177 | 19 | 2 | 21 | 337 | 60 | 397 |
| 31 | Osun State Polytechnic, Iree | 34 | 21 | 55 | 31 | 11 | 42 | 108 | 29 | 137 | 8 | 4 | 12 | 181 | 65 | 246 |
| 32 | Plateau State Polytechnic, B/ladi | 84 | 37 | 121 | 108 | 42 | 150 | 96 | 23 | 119 | 2 | 3 | 5 | 290 | 105 | 395 |
| 33 | Ramat Polytechnic, Maiduguri | 61 | 11 | 72 | 128 | 28 | 156 | 104 | 33 | 137 | 5 | 2 | 7 | 298 | 74 | 372 |
| 34 | Rivers State College of Arts and Science, | 2 | 1 | 3 | 37 | 9 | 46 | 23 | 1 | 24 | 8 | 2 | 10 | 70 | 13 | 83 |
| 35 | Rufus Giwa Polytechnic, Owo | 44 | 8 | 52 | 84 | 18 | 102 | 195 | 44 | 239 | 20 | 7 | 27 | 343 | 77 | 420 |
| 36 | Sokoto State Polytechnic, Sokoto | 20 | | 20 | 57 | 16 | 73 | 67 | 6 | 73 | 6 | | 6 | 150 | 22 | 172 |
| 37 | The Ibadan Polytechnic, Ibadan | 80 | 21 | 101 | 153 | 56 | 209 | 165 | 61 | 226 | 20 | 5 | 25 | 418 | 143 | 561 |
| 38 | Zamfara State College of Arts and | 3 | | 3 | 14 | | 14 | 0 | 0 | 0 | 0 | 0 | 0 | 17 | 0 | 17 |
| | Total | 1272 | 322 | 1594 | 1825 | 421 | 2246 | 3214 | 658 | 3872 | 294 | 113 | 407 | 6605 | 1514 | 8119 |

Table 5. 65: Private Polytechnic Teaching Staff Distribution by Qualifications: 2015/2016

| S/No | Institution | HND | | | Bachelors | | | Masters | | | PhD | | | Total | | |
|--------------|--|------------|-----------|------------|------------|------------|------------|------------|------------|-------------|-----------|-----------|-----------|-------------|------------|-------------|
| | | M | F | MF | M | F | MF | M | F | MF | M | F | MF | M | F | MF |
| 1 | Lighthouse Polytechnic, Benin | 3 | | 3 | 16 | 3 | 19 | 21 | 5 | 26 | 2 | | 2 | 42 | 8 | 50 |
| 2 | Dorben Polytechnic, Abuja | 52 | 26 | 78 | 19 | 3 | 22 | 133 | 39 | 172 | 11 | 0 | 11 | 215 | 68 | 283 |
| 3 | Wolex Polytechnic, Ikeja - Lagos | 15 | 9 | 24 | 18 | 2 | 20 | 28 | 5 | 33 | 5 | 3 | 8 | 66 | 19 | 85 |
| 4 | Uyo City Polytechnic, Uyo | 2 | 2 | 4 | 15 | 5 | 20 | 22 | 3 | 25 | 8 | 1 | 9 | 47 | 11 | 58 |
| 5 | Nacabs Polytechnic, Akwanga | 15 | 0 | 15 | 15 | 6 | 21 | 9 | 1 | 10 | 0 | 0 | 0 | 39 | 7 | 46 |
| 6 | The Polytechnic, Ile-ife | 15 | 0 | 15 | 8 | 3 | 11 | 35 | 5 | 40 | 6 | 0 | 6 | 64 | 8 | 72 |
| 7 | College of Technology, Iresi | 8 | 0 | 8 | 7 | 1 | 8 | 7 | 1 | 8 | 0 | 0 | 0 | 22 | 2 | 24 |
| 8 | Igbajo Polytechnic, Igbajo | 15 | 1 | 16 | 20 | 0 | 20 | 32 | 4 | 36 | 2 | 1 | 3 | 69 | 6 | 75 |
| 9 | Interlink Polytechnic, Ijebu-Jesa | 19 | 23 | 42 | 38 | 4 | 42 | 58 | 2 | 60 | 0 | 0 | 0 | 115 | 29 | 144 |
| 10 | Prime Polytechnic, Jidda-Bassa | 4 | 0 | 4 | 5 | 3 | 8 | 5 | 0 | 5 | 1 | 0 | 1 | 15 | 3 | 18 |
| 11 | The Polytechnic, Imesi-Ile | 0 | 0 | 0 | 11 | 6 | 17 | 11 | 0 | 11 | 0 | 0 | 0 | 22 | 6 | 28 |
| 12 | St. Mary Polytechnic, Kwamba | 10 | 1 | 11 | 20 | 6 | 26 | 3 | | 3 | 2 | | 2 | 35 | 7 | 42 |
| 13 | The Polytechnic, Igbo-Owu | 16 | 2 | 18 | 18 | | 18 | 22 | | 22 | 0 | 0 | 0 | 56 | 2 | 58 |
| 14 | Fidei Polytechnic, Gboko | 35 | 3 | 38 | 42 | 7 | 49 | 52 | 3 | 55 | 3 | 0 | 3 | 132 | 13 | 145 |
| 15 | Valley View Polytechnic, Ohafia | 6 | 4 | 10 | 9 | 1 | 10 | 12 | 0 | 12 | 0 | 0 | 0 | 27 | 5 | 32 |
| 16 | Grace Polytechnic, Surulere-lagos | 9 | 1 | 10 | 12 | 4 | 16 | 57 | 7 | 64 | 0 | 0 | 0 | 78 | 12 | 90 |
| 17 | Crown Polytechnic, Ado-Ekiti | 7 | | 7 | 18 | 8 | 26 | 25 | 10 | 35 | 1 | 2 | 3 | 51 | 20 | 71 |
| 18 | Covenant Polytechnic, Aba | 22 | 0 | 22 | 0 | 0 | 0 | 57 | 4 | 61 | 0 | 0 | 0 | 79 | 4 | 83 |
| 19 | Nogak Polytechnic, Ikom, Cross River State | 8 | 1 | 9 | 16 | 0 | 16 | 15 | 0 | 15 | 6 | 0 | 6 | 45 | 1 | 46 |
| 20 | Lagos City Polytechnic, Ikeja | 0 | 0 | 0 | 0 | 0 | 0 | 76 | 21 | 97 | 1 | 0 | 1 | 77 | 21 | 98 |
| 21 | Allover Central Polytechnic, Otta | 4 | 2 | 6 | 5 | 4 | 9 | 10 | 0 | 10 | 0 | 0 | 0 | 19 | 6 | 25 |
| 22 | Templegate Polytechnic, Aba | 35 | 4 | 39 | 56 | 12 | 68 | 50 | 6 | 56 | 4 | 0 | 4 | 145 | 22 | 167 |
| 23 | Our Saviour Institute of Technology, Emene-Enugu | 7 | 3 | 10 | 3 | 5 | 8 | 36 | 16 | 52 | 10 | 2 | 12 | 56 | 26 | 82 |
| 24 | Shaka Polytechnic, Benin City | 8 | 1 | 9 | 11 | 2 | 13 | 45 | 8 | 53 | 1 | 0 | 1 | 65 | 11 | 76 |
| 25 | Ibadan City Polytechnic, Dugbe | 8 | 0 | 8 | 12 | 4 | 16 | 16 | 4 | 20 | 0 | 0 | 0 | 36 | 8 | 44 |
| 26 | Ronik Polytechnic, Lagos | 0 | 0 | 0 | 3 | 1 | 4 | 22 | 5 | 27 | 0 | 0 | 0 | 25 | 6 | 31 |
| 27 | Heritage Polytechnic, Ikot Udo, Eket | 58 | 11 | 69 | 35 | 13 | 48 | 82 | 15 | 97 | 15 | 5 | 20 | 190 | 44 | 234 |
| 28 | Kings Polytechnic, Ubiaja | 2 | 0 | 2 | 4 | 0 | 4 | 7 | 1 | 8 | 0 | 0 | 0 | 13 | 1 | 14 |
| Total | | 383 | 94 | 477 | 436 | 103 | 539 | 948 | 165 | 1113 | 78 | 14 | 92 | 1845 | 376 | 2221 |

Table 5. 66: Polytechnic Teaching Staff: 2015/2016

| SECTOR | HND | | Bachelors | | Masters | | PhD | | | Total | | |
|---------|------|-----|-----------|-----|---------|-----|-----|-----|-----|-------|------|------|
| | M | F | M | F | M | F | M | F | MF | M | F | MF |
| FEDERAL | 1463 | 411 | 1639 | 416 | 2856 | 780 | 450 | 146 | 596 | 6408 | 1753 | 8161 |
| STATE | 1272 | 322 | 1825 | 421 | 3214 | 658 | 294 | 113 | 407 | 6605 | 1514 | 8119 |
| PRIVATE | 383 | 94 | 436 | 103 | 948 | 165 | 78 | 14 | 92 | 1845 | 376 | 2221 |

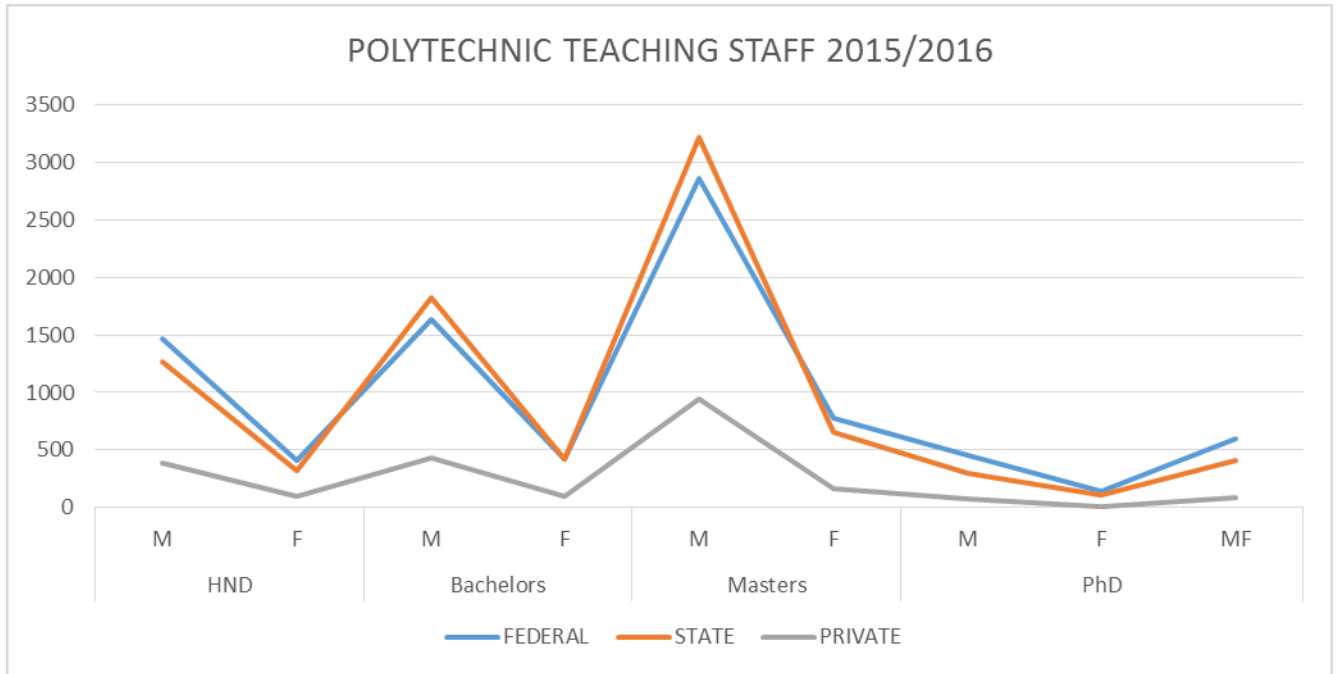


Figure 5. 9: Polytechnic Teaching Staff: 2015/2016

Table 5. 67: Federal Colleges Of Agriculture and Related Discipline Enrolment Summary by Institutions: 2015/2016

| S/N | Institution | Location | Pre-ND | | ND 1 | | ND 2 | | HND 1 | | HND 2 | | Total | | |
|--------------|--|----------|-----------|----------|-------------|-------------|-------------|-------------|------------|------------|------------|------------|-------------|-------------|--------------|
| | | | M | F | M | F | M | F | M | F | M | F | M | F | MF |
| 1 | College of Agriculture, DAC-ABU, Kabba | Kogi | 0 | 0 | 21 | 18 | 25 | 25 | 18 | 17 | 11 | 11 | 75 | 71 | 146 |
| 2 | Federal College of Freshwater Fisheries Technology, New Bussa | Niger | 34 | 8 | 194 | 124 | 260 | 126 | 100 | 26 | 48 | 28 | 636 | 312 | 948 |
| 3 | Federal College of Agricultural Produce, Kano | Kano | 0 | 0 | 166 | 66 | 137 | 45 | 24 | 9 | 23 | | 350 | 120 | 470 |
| 4 | Federal College of Agriculture, Ishiagu | Ebonyi | 0 | 0 | 53 | 37 | 51 | 39 | 57 | 78 | 39 | 43 | 200 | 197 | 397 |
| 5 | Federal College of Agriculture, Moor Plantation, | Oyo | 0 | 0 | 206 | 111 | 300 | 107 | 146 | 69 | 147 | 66 | 799 | 353 | 1152 |
| 6 | Federal College of Animal Health & Production Technology, Ibadan, | Oyo | 0 | 0 | 196 | 161 | 230 | 138 | 163 | 109 | 162 | 101 | 751 | 509 | 1260 |
| 7 | Federal College of Animal Health & Production Technology, Vom | Plateau | 0 | 0 | 239 | 141 | 200 | 96 | 51 | 24 | 50 | 23 | 540 | 284 | 824 |
| 8 | Federal College of Fisheries & Marine Technology, Victoria Island, | Lagos | 0 | 0 | 222 | 22 | 180 | 13 | 3 | 1 | 1 | 1 | 406 | 37 | 443 |
| 9 | Federal College of Forestry Mechanisation, Afaka | Kaduna | 0 | 0 | 57 | 12 | 61 | 31 | 55 | 17 | 39 | 12 | 212 | 72 | 284 |
| 10 | Federal College of Forestry, Jericho Hill | Oyo | 0 | 0 | 43 | 26 | 58 | 28 | 62 | 50 | 84 | 60 | 247 | 164 | 411 |
| 11 | Federal College of Forestry, Jos | Plateau | 0 | 0 | 103 | 91 | 125 | 75 | 53 | 41 | 53 | 24 | 334 | 231 | 565 |
| 12 | Federal College of Fresh Water Fisheries, Baga - Maiduguri | Borno | 0 | 0 | 11 | 1 | 0 | 0 | 8 | 1 | 0 | 0 | 19 | 2 | 21 |
| 13 | Federal College of Horticultural Technology, Dadin Kowa, Gombe State | Gombe | 0 | 0 | 123 | 105 | 147 | 44 | 70 | 26 | 57 | 16 | 397 | 191 | 588 |
| 14 | Federal College of Land Resources Technology, Owerri | Imo | 0 | 0 | 275 | 234 | 265 | 227 | 60 | 45 | 54 | 43 | 654 | 549 | 1203 |
| 15 | Federal College of Wildlife Management, New Bussa | Niger | 0 | 0 | 240 | 150 | 200 | 130 | 86 | 92 | 91 | 87 | 617 | 459 | 1076 |
| 16 | Samaru College of Agriculture, DAC ABU, Zaria | Kaduna | 0 | 0 | 200 | 58 | 150 | 31 | 36 | 23 | 26 | 14 | 412 | 126 | 538 |
| Total | | | 34 | 8 | 2349 | 1357 | 2389 | 1155 | 992 | 628 | 885 | 529 | 6649 | 3677 | 10326 |

Table 5. 68: State Colleges of Agriculture and Related Discipline Enrolment Summary by Institutions: 2015/2016

| S/N | Institution | Location | Pre-ND | | ND 1 | | ND 2 | | HND 1 | | HND 2 | | Total | | |
|-----|--|----------|--------|-----|------|------|------|------|-------|-----|-------|-----|-------|------|-------|
| | | | M | F | M | F | M | F | M | F | M | F | M | F | MF |
| 1 | Anambra State College of Agriculture, | Anambra | 0 | 0 | 7 | 21 | 22 | 23 | 0 | 0 | 0 | 0 | 29 | 44 | 73 |
| 2 | Bauchi State College of Agriculture, Bauchi | Bauchi | 84 | 13 | 515 | 91 | 545 | 115 | 116 | 25 | 100 | 25 | 1360 | 269 | 1629 |
| 3 | Akperan Orshi College of Agriculture, Yandev | Benue | 101 | 62 | 38 | 22 | 196 | 108 | 105 | 77 | 180 | 104 | 620 | 373 | 993 |
| 4 | Mohamet Lawan College of Agriculture, Maiduguri | Borno | 0 | 0 | 104 | 66 | 97 | 58 | 158 | 52 | 152 | 50 | 511 | 226 | 737 |
| 5 | Enugu State College of Agriculture, Iwollo | Enugu | 0 | 0 | 15 | 11 | 19 | 7 | 5 | 9 | 26 | 28 | 65 | 55 | 120 |
| 6 | Binyaminu Usman College of Agriculture, Hadejia | Jigawa | 0 | 0 | 360 | 62 | 317 | 58 | 144 | 4 | 99 | 5 | 920 | 129 | 1049 |
| 7 | College of Agriculture, Zuru | Kebbi | 453 | 59 | 424 | 85 | 308 | 90 | 182 | 48 | 179 | 45 | 1546 | 327 | 1873 |
| 8 | College of Agriculture, Lafia | Nasarawa | 0 | 0 | 162 | 79 | 136 | 74 | 149 | 82 | 185 | 117 | 632 | 352 | 984 |
| 9 | Niger State College of Agriculture, Mokwa | Niger | 0 | 0 | 161 | 119 | 185 | 118 | 0 | 0 | 0 | 0 | 346 | 237 | 583 |
| 10 | Oyo State College of Agriculture, Igbo-Ora | Oyo | 0 | 0 | 243 | 251 | 265 | 254 | 66 | 85 | 39 | 28 | 613 | 618 | 1231 |
| 11 | Plateau State College of Agriculture, Garkawa | Plateau | 99 | 122 | 503 | 268 | 342 | 213 | 0 | 0 | 0 | 0 | 944 | 603 | 1547 |
| 12 | Yobe State College of Agriculture, Gujba | Yobe | 0 | 0 | 151 | 25 | 108 | 12 | 75 | 10 | 63 | 8 | 397 | 55 | 452 |
| 13 | College of Agriculture and Animal Health, Bakura | Zamfara | 160 | 15 | 80 | 8 | 75 | 3 | 40 | 3 | 3 | 1 | 358 | 30 | 388 |
| | Total | | 897 | 271 | 2763 | 1108 | 2615 | 1133 | 1040 | 395 | 1026 | 411 | 8341 | 3318 | 11659 |

Table 5. 69: Colleges of Agriculture and Related Discipline Full-Time Enrolment Summary by Programs: 2015/2016

| Program | Pre-ND | | ND 1 | | ND 2 | | HND 1 | | HND 2 | | Total | | |
|---|------------|------------|-------------|-------------|-------------|-------------|-------------|------------|-------------|------------|--------------|-------------|--------------|
| | M | F | M | F | M | F | M | F | M | F | M | F | MF |
| Accountancy | 0 | 0 | 8 | 2 | 0 | 0 | 0 | 0 | 0 | 0 | 8 | 2 | 10 |
| Agric & Bio-Env Engr. Tech.(Soil & | 0 | 0 | 0 | 0 | 0 | 0 | 53 | 14 | 40 | 5 | 93 | 19 | 112 |
| Agricultural Bio-Environmental | 0 | 0 | 90 | 13 | 97 | 19 | 22 | | 24 | 1 | 233 | 33 | 266 |
| Agricultural Engineering (Farm Power Machine) | 0 | 0 | 0 | 0 | 0 | 0 | 9 | 3 | 14 | 0 | 23 | 3 | 26 |
| Agricultural Engineering | 0 | 0 | 137 | 30 | 205 | 29 | 0 | 0 | 0 | 0 | 342 | 59 | 401 |
| Agricultural Extension & | 53 | 33 | 23 | 7 | 36 | 12 | 449 | 223 | 331 | 220 | 892 | 495 | 1387 |
| Agricultural Technology (General Agriculture) | 0 | 0 | 1152 | 557 | 1134 | 495 | 0 | 0 | 0 | 0 | 2286 | 1052 | 3338 |
| Agricultural Technology (Post Harvest) | 0 | 0 | 0 | 0 | 0 | 0 | 18 | 13 | 15 | 9 | 33 | 22 | 55 |
| Animal Health & Production Tech. | 14 | 5 | 912 | 466 | 833 | 363 | 315 | 141 | 339 | 149 | 2413 | 1124 | 3537 |
| Animal Health Technology | 0 | 0 | 280 | 64 | 390 | 80 | 218 | 84 | 243 | 78 | 1131 | 306 | 1437 |
| Animal Production Technology | 0 | 0 | 34 | 26 | 29 | 31 | 128 | 88 | 143 | 85 | 334 | 230 | 564 |
| Banking and Finance | 0 | 0 | 2 | 3 | 0 | 0 | 0 | 0 | 0 | 0 | 2 | 3 | 5 |
| Computer Science | 0 | 0 | 423 | 198 | 367 | 196 | 0 | 0 | 0 | 0 | 790 | 394 | 1184 |
| Crop Production Technology | 1 | 0 | 166 | 48 | 196 | 65 | 103 | 49 | 111 | 37 | 577 | 199 | 776 |
| Electrical/Electronic Engineering | 0 | 0 | 0 | 1 | 0 | 0 | 0 | 0 | 0 | 0 | 0 | 1 | 1 |
| Environmental Health Technology | 0 | 0 | 17 | 26 | 0 | 0 | 0 | 0 | 0 | 0 | 17 | 26 | 43 |
| Fisheries Technology | 0 | 0 | 379 | 113 | 394 | 103 | 112 | 36 | 81 | 31 | 966 | 283 | 1249 |
| Food Technology | 0 | 0 | 14 | 42 | 6 | 31 | 0 | 0 | 0 | 0 | 20 | 73 | 93 |
| Forestry Technology | 0 | 0 | 292 | 58 | 274 | 55 | 204 | 32 | 175 | 29 | 945 | 174 | 1119 |
| Home & Rural Economics | 99 | 125 | 194 | 275 | 185 | 345 | 16 | 68 | 11 | 80 | 505 | 893 | 1398 |
| Horticulture & Landscape Tech | 0 | 0 | 108 | 22 | 106 | 35 | 94 | 34 | 77 | 20 | 385 | 111 | 496 |
| Hospitality Management | 0 | 0 | 8 | 44 | 22 | 54 | 0 | 0 | 0 | 0 | 30 | 98 | 128 |
| Leisure & Tourism Management | 0 | 0 | 62 | 58 | 75 | 45 | 26 | 34 | 28 | 32 | 191 | 169 | 360 |
| Marine Engineering Technology | 0 | 0 | 58 | 4 | 73 | 2 | 0 | 0 | 0 | 0 | 131 | 6 | 137 |
| Maritime Transport & Business | 0 | 0 | 58 | 15 | 50 | 10 | 0 | 0 | 0 | 0 | 108 | 25 | 133 |
| Nautical Science | 0 | 0 | 93 | 0 | 46 | 0 | 0 | 0 | 0 | 0 | 139 | 0 | 139 |
| Nutrition and Dietetics | 0 | 0 | 0 | 7 | 4 | 9 | 0 | 0 | 0 | 0 | 4 | 16 | 20 |
| Pest Management Technology | 0 | 0 | 28 | 2 | 25 | 5 | 69 | 30 | 65 | 21 | 187 | 58 | 245 |
| Pre-nd Science | 647 | 82 | 0 | 0 | 0 | 0 | 0 | 0 | 0 | 0 | 647 | 82 | 729 |
| Refrigeration & Airconditioning | 33 | 21 | 0 | 0 | 0 | 0 | 0 | 0 | 0 | 0 | 33 | 21 | 54 |
| Science Laboratory Technology | 0 | 0 | 202 | 245 | 102 | 153 | 0 | 0 | 0 | 0 | 304 | 398 | 702 |
| Soil Science & Technology | 84 | 13 | 0 | 0 | 0 | 0 | 63 | 45 | 63 | 43 | 210 | 101 | 311 |
| Statistics | 0 | 0 | 91 | 25 | 72 | 29 | 0 | 0 | 0 | 0 | 163 | 54 | 217 |
| Wild Life Management Technology | 0 | 0 | 78 | 16 | 61 | 27 | 33 | 25 | 33 | 27 | 205 | 95 | 300 |
| Wood & Paper Technology | 0 | 0 | 1 | 0 | 3 | 1 | 3 | 3 | 5 | 0 | 12 | 4 | 16 |
| Total | 931 | 279 | 4910 | 2367 | 4785 | 2194 | 1935 | 922 | 1798 | 867 | 14359 | 6629 | 20988 |

Table 5. 70: Colleges of Agriculture and Related Discipline Part-Time Enrolment Summary by Programs: 2015/2016

| S/No | Program | ND 1 | | ND 2 | | HND 1 | | HND 2 | | Total | | |
|--------------|---|------------|-----------|------------|-----------|-----------|-----------|-----------|-----------|------------|------------|------------|
| | | M | F | M | F | M | F | M | F | M | F | MF |
| 1 | Agricultural Engineering Technology | 28 | 2 | 33 | 4 | 0 | 0 | 0 | 0 | 61 | 6 | 67 |
| 2 | Agricultural Extension & Management | 0 | 0 | 0 | 0 | 8 | 7 | 17 | 3 | 25 | 10 | 35 |
| 3 | Agricultural Technology (General Agriculture) | 46 | 24 | 59 | 18 | 0 | 0 | 0 | 0 | 105 | 42 | 147 |
| 4 | Animal Health & Production Tech. | 17 | 13 | 45 | 15 | 4 | 2 | 6 | 5 | 72 | 35 | 107 |
| 5 | Animal Health Technology | 0 | 0 | 0 | 0 | 4 | 2 | 6 | 5 | 10 | 7 | 17 |
| 6 | Animal Production Technology | 0 | 0 | 0 | 0 | 2 | 1 | 1 | 0 | 3 | 1 | 4 |
| 7 | Computer Science | 14 | 2 | 7 | 4 | 0 | 0 | 0 | 0 | 21 | 6 | 27 |
| 8 | Crop Production Technology | 0 | 0 | 0 | 0 | 13 | 8 | 14 | 5 | 27 | 13 | 40 |
| 9 | Fisheries Technology | 5 | 1 | 2 | 0 | 0 | 0 | 0 | 0 | 7 | 1 | 8 |
| 10 | Forestry Technology | 9 | 3 | 6 | 2 | 2 | 1 | 9 | 4 | 26 | 10 | 36 |
| 11 | Home & Rural Economics | 16 | 9 | 7 | 8 | 0 | 0 | 0 | 0 | 23 | 17 | 40 |
| 12 | Horticulture & Landscape Tech | 0 | 1 | 5 | 0 | 7 | 2 | 21 | 8 | 33 | 11 | 44 |
| 13 | Science Laboratory Technology | 13 | 6 | 4 | 4 | 0 | 0 | 0 | 0 | 17 | 10 | 27 |
| 14 | Wood & Paper Technology | 1 | 0 | 0 | 0 | 0 | 0 | 0 | 0 | 1 | 0 | 1 |
| Total | | 149 | 61 | 168 | 55 | 40 | 23 | 74 | 30 | 431 | 169 | 600 |

Table 5. 71: Federal Colleges of Agriculture and Related Discipline Outturn Summary by Institutions: 2015/2016

| S/N | Institution | Location | ND | | HND | | Total | | |
|--------------|--|----------|-------------|-------------|------------|------------|-------------|-------------|-------------|
| | | | M | F | M | F | M | F | MF |
| 1 | College of Agriculture, DAC-ABU, Kabba | Kogi | 24 | 15 | 24 | 9 | 48 | 24 | 72 |
| 2 | Federal College of Freshwater Fisheries Technology, New Bussa | Niger | 63 | 39 | 106 | 34 | 169 | 73 | 242 |
| 3 | Federal College of Agricultural Produce, Kano | Kano | 50 | 22 | 20 | | 70 | 22 | 92 |
| 4 | Federal College of Agriculture, Ishiagu | Ebonyi | 51 | 39 | 39 | 43 | 90 | 82 | 172 |
| 5 | Federal College of Agriculture, Moor Plantation, | Oyo | 91 | 52 | 81 | 65 | 172 | 117 | 289 |
| 6 | Federal College of Animal Health & Production Technology, Ibadan, | Oyo | 325 | 170 | 132 | 105 | 457 | 275 | 732 |
| 7 | Federal College of Animal Health & Production Technology, Vom | Plateau | 140 | 76 | 39 | 18 | 179 | 94 | 273 |
| 8 | Federal College of Fisheries & Marine Technology, Victoria Island, | Lagos | 288 | 27 | 0 | 0 | 288 | 27 | 315 |
| 9 | Federal College of Forestry Mechanisation, Afaka | Kaduna | 97 | 51 | 40 | 9 | 137 | 60 | 197 |
| 10 | Federal College of Forestry, Jericho Hill | Oyo | 85 | 82 | 86 | 49 | 171 | 131 | 302 |
| 11 | Federal College of Forestry, Jos | Plateau | 121 | 63 | 43 | 22 | 164 | 85 | 249 |
| 12 | Federal College of Fresh Water Fisheries, Baga - Maiduguri | Borno | 25 | 7 | 0 | 0 | 25 | 7 | 32 |
| 13 | Federal College of Horticultural Technology, Dadin Kowa, | Gombe | 61 | 19 | 48 | 17 | 109 | 36 | 145 |
| 14 | Federal College of Land Resources Technology, Owerri | Imo | 517 | 363 | 0 | 0 | 517 | 363 | 880 |
| 15 | Federal College of Wildlife Management, New Bussa | Niger | 181 | 111 | 91 | 82 | 272 | 193 | 465 |
| 16 | Samaru College of Agriculture, DAC ABU, Zaria | Kaduna | 0 | 0 | 125 | 43 | 125 | 43 | 168 |
| Total | | | 2119 | 1136 | 874 | 496 | 2993 | 1632 | 4625 |

Table 5. 72: State Colleges of Agriculture and Related Discipline Outturn Summary by Institutions: 2015/2016

| S/N | Institution | Location | Pre-ND | | ND | | HND | | Total | | |
|-----|---|----------|--------|----|-----|-----|------|-----|-------|-----|------|
| | | | M | F | M | F | M | F | M | F | MF |
| 1 | Anambra State College of Agriculture, | Anambra | 0 | 0 | 23 | 24 | 0 | 0 | 23 | 24 | 47 |
| 2 | Bauchi State College of Agriculture, Bauchi | Bauchi | 0 | 0 | 276 | 100 | 58 | 28 | 334 | 128 | 462 |
| 3 | Akperan Orshi College of Agriculture, Yandev | Benue | 0 | 0 | 7 | 4 | 1094 | 554 | 1101 | 558 | 1659 |
| 4 | Mohamet Lawan College of Agriculture, Maiduguri | Borno | 0 | 0 | 87 | 55 | 133 | 44 | 220 | 99 | 319 |
| 5 | Binyaminu Usman College of Agriculture, Hadejia | Jigawa | 0 | 0 | 136 | 43 | 41 | 1 | 177 | 44 | 221 |
| 6 | College of Agriculture, Zuru | Kebbi | 367 | 47 | 696 | 106 | 198 | 47 | 1635 | 401 | 2036 |
| 7 | College of Agriculture, Lafia | Nasarawa | 0 | 0 | 185 | 105 | 188 | 79 | 373 | 184 | 557 |
| 8 | Niger State College of Agriculture, Mokwa | Niger | 0 | 0 | 132 | 153 | 0 | 0 | 132 | 153 | 285 |
| 9 | Oyo State College of Agriculture, Igbo-Ora | Oyo | 0 | 0 | 181 | 142 | 38 | 20 | 219 | 162 | 381 |

| | | | | | | | | | | | |
|--------------|--|---------|------------|-----------|-------------|------------|-------------|------------|-------------|-------------|-------------|
| 10 | Plateau State College of Agriculture, Garkawa | Plateau | 0 | 0 | 121 | 115 | 0 | 0 | 121 | 115 | 236 |
| 11 | Yobe State College of Agriculture, Gujba | Yobe | 0 | 0 | 722 | 81 | 250 | 28 | 972 | 109 | 1081 |
| 12 | College of Agriculture and Animal Health, Bakura | Zamfara | 0 | 0 | 0 | 0 | 29 | 1 | 29 | 1 | 30 |
| Total | | | 367 | 47 | 2566 | 928 | 2029 | 802 | 5336 | 1978 | 7314 |

Table 5. 73: Colleges of Agriculture and Related Discipline Full-Time Outturn Summary by Programs: 2015/2016

| S/No | Program | Pre-ND | | ND | | HND | | Total | | |
|--------------|---|------------|-----------|-------------|-------------|-------------|-------------|-------------|-------------|--------------|
| | | M | F | M | F | M | F | M | F | MF |
| 1 | Agric & Bio-Env Engr. Tech.(Soil & Water) | 0 | 0 | 48 | 27 | 33 | 2 | 81 | 29 | 110 |
| 2 | Agricultural Bio-Environmental Engineering | 0 | 0 | 77 | 17 | 67 | 1 | 144 | 18 | 162 |
| 3 | Agricultural Engineering (Farm Power Machine) | 0 | 0 | 0 | 0 | 28 | 3 | 28 | 3 | 31 |
| 4 | Agricultural Engineering Technology | 0 | 0 | 64 | 33 | 114 | 10 | 178 | 43 | 221 |
| 5 | Agricultural Extension & Management | 0 | 0 | 35 | 8 | 625 | 223 | 660 | 231 | 891 |
| 6 | Agricultural Technology (General Agriculture) | 0 | 0 | 899 | 390 | 24 | 8 | 923 | 398 | 1321 |
| 7 | Agricultural Technology (Post Harvest) | 0 | 0 | 0 | 0 | 15 | 4 | 15 | 4 | 19 |
| 8 | Animal Health & Production Tech. | 0 | 0 | 1053 | 333 | 860 | 352 | 1913 | 685 | 2598 |
| 9 | Animal Health Technology | 0 | 0 | 132 | 67 | 363 | 153 | 495 | 220 | 715 |
| 10 | Animal Production Technology | 0 | 0 | 32 | 21 | 184 | 86 | 216 | 107 | 323 |
| 11 | Computer Science | 0 | 0 | 402 | 294 | 0 | 0 | 402 | 294 | 696 |
| 12 | Crop Production Technology | 0 | 0 | 126 | 26 | 147 | 92 | 273 | 118 | 391 |
| 13 | Fisheries Technology | 0 | 0 | 353 | 116 | 231 | 78 | 584 | 194 | 778 |
| 14 | Food Technology | 0 | 0 | 5 | 11 | 0 | 0 | 5 | 11 | 16 |
| 15 | Forestry Technology | 0 | 0 | 236 | 74 | 236 | 44 | 472 | 118 | 590 |
| 16 | Home & Rural Economics | 0 | 0 | 81 | 255 | 36 | 288 | 117 | 543 | 660 |
| 17 | Horticulture & Landscape Tech | 0 | 0 | 108 | 87 | 88 | 27 | 196 | 114 | 310 |
| 18 | Hospitality Management | 0 | 0 | 2 | 13 | 0 | 0 | 2 | 13 | 15 |
| 19 | Leisure & Tourism Management | 0 | 0 | 80 | 40 | 27 | 31 | 107 | 71 | 178 |
| 20 | Marine Engineering Technology | 0 | 0 | 111 | 1 | 0 | 0 | 111 | 1 | 112 |
| 21 | Maritime Transport & Business Studies | 0 | 0 | 66 | 16 | 0 | 0 | 66 | 16 | 82 |
| 22 | Nautical Science | 0 | 0 | 85 | 1 | 0 | 0 | 85 | 1 | 86 |
| 23 | Nutrition and Dietetics | 0 | 0 | 1 | 7 | 0 | 0 | 1 | 7 | 8 |
| 24 | Pasture & Range Management | 0 | 0 | 0 | 0 | 17 | 3 | 17 | 3 | 20 |
| 25 | Pest Management Technology | 0 | 0 | 23 | 2 | 96 | 27 | 119 | 29 | 148 |
| 26 | Pre-ND Science | 367 | 47 | 367 | 47 | 0 | 0 | 734 | 94 | 828 |
| 27 | Science Laboratory Technology | 0 | 0 | 102 | 76 | 0 | 0 | 102 | 76 | 178 |
| 28 | Soil Science & Technology | 0 | 0 | 0 | 0 | 7 | 0 | 7 | 0 | 7 |
| 29 | Statistics | 0 | 0 | 75 | 32 | 0 | 0 | 75 | 32 | 107 |
| 30 | Wild Life Management Technology | 0 | 0 | 46 | 24 | 34 | 23 | 80 | 47 | 127 |
| 31 | Wood & Paper Technology | 0 | 0 | 11 | 6 | 5 | 1 | 16 | 7 | 23 |
| Total | | 367 | 47 | 4620 | 2024 | 3237 | 1456 | 8224 | 3527 | 11751 |

Table 5. 74: Colleges of Agriculture and Related Discipline Part-Time Outturn Summary by Programs: 2015/2016

| S/No | Program | ND | | HND | | Total | | |
|--------------|---------------------------------------|-----------|----------|----------|----------|-----------|----------|-----------|
| | | M | F | M | F | M | F | MF |
| 1 | Marine Engineering Technology | 8 | 0 | 0 | 0 | 8 | 0 | 8 |
| 2 | Maritime Transport & Business Studies | 6 | 1 | 0 | 0 | 6 | 1 | 7 |
| Total | | 14 | 1 | 0 | 0 | 14 | 1 | 15 |

Table 5. 75: Federal Colleges of Agriculture and Related Discipline, Teaching Staff Distribution by Qualifications: 2015/2016

| S/N | Institution | Location | HND | | Bachelors | | Masters | | PhD | | Total | | |
|--------------|--|----------|------------|------------|------------|------------|------------|------------|------------|-----------|------------|------------|-------------|
| | | | M | F | M | F | M | F | M | F | M | F | MF |
| 1 | College of Agriculture, DAC-ABU, Kabba | Kogi | 26 | 14 | 6 | 1 | 11 | 4 | 11 | 3 | 54 | 22 | 76 |
| 2 | Federal College of Animal Health & Production Technology, Ibadan, | Oyo | 14 | 15 | 28 | 27 | 46 | 41 | 9 | 7 | 97 | 90 | 187 |
| 3 | Federal College of Fresh Water Fisheries, Baga - Maiduguri | Borno | 5 | 1 | 13 | 2 | 3 | 0 | 14 | 5 | 35 | 8 | 43 |
| 4 | Federal College of Forestry, Jericho Hill | Ibadan | 11 | 8 | 20 | 11 | 36 | 34 | 6 | 8 | 73 | 61 | 134 |
| 5 | Federal College of Forestry Mechanisation, Afaka | Kaduna | 42 | 19 | 21 | 19 | 34 | 8 | 5 | 5 | 102 | 51 | 153 |
| 6 | Federal College of Forestry, Jos | Plateau | 24 | 10 | 36 | 15 | 40 | 26 | 10 | 0 | 110 | 51 | 161 |
| 7 | Federal College of Animal Health & Production Technology, Vom | Plateau | 12 | 4 | 29 | 12 | 40 | 13 | 6 | 2 | 87 | 31 | 118 |
| 8 | Federal College of Freshwater Fisheries Technology, New Bussa | Niger | 20 | 12 | 13 | 13 | 12 | 4 | 1 | 2 | 46 | 31 | 77 |
| 9 | Federal College of Wildlife Management, New Bussa | Niger | 24 | 14 | 21 | 6 | 16 | 5 | 6 | 0 | 67 | 25 | 92 |
| 10 | Federal College of Horticultural Technology, Dadin Kowa. | Gombe | 18 | 5 | 34 | 7 | 24 | 3 | 7 | 0 | 83 | 15 | 98 |
| 11 | Federal College of Agricultural Produce, Kano | Kano | 15 | 9 | 25 | 9 | 18 | 9 | 1 | 1 | 59 | 28 | 87 |
| 12 | Federal College of Fisheries & Marine Technology, Victoria Island, | Lagos | 12 | 5 | 10 | 2 | 17 | 6 | 4 | 2 | 43 | 15 | 58 |
| 13 | Samaru College of Agriculture, DAC ABU, Zaria | Kaduna | 15 | 6 | 3 | 4 | 37 | 3 | 6 | 1 | 61 | 14 | 75 |
| 14 | Federal College of Agriculture, Ishiagu | Ebonyi | 16 | 10 | 15 | 12 | 19 | 5 | 19 | 2 | 69 | 29 | 98 |
| 15 | Federal College of Land Resources Technology, Owerri | Imo | 1 | 2 | 0 | 2 | 0 | 5 | 0 | 0 | 1 | 9 | 10 |
| Total | | | 255 | 134 | 274 | 142 | 353 | 166 | 105 | 38 | 987 | 480 | 1467 |

Table 5. 76: State Colleges of Agriculture and Related Discipline, Teaching Staff Distribution by Qualifications: 2015/2016

| S/No | Institution | Location | HND | | Bachelors | | Masters | | PhD | | Total | | |
|--------------|--|----------|------------|-----------|------------|-----------|------------|-----------|-----------|----------|------------|------------|-------------|
| | | | M | F | M | F | M | F | M | F | M | F | MF |
| 1 | College of Agriculture, Lafia | Nasarawa | 14 | 6 | 13 | 1 | 15 | 4 | 7 | 0 | 49 | 11 | 60 |
| 2 | Bauchi State College of Agriculture, Bauchi | Bauchi | 18 | 0 | 17 | 4 | 14 | 2 | 4 | 2 | 53 | 8 | 61 |
| 3 | College of Agriculture and Animal Health, Bakura | Bauchi | 0 | 0 | 0 | 0 | 0 | 0 | 0 | 0 | 0 | 0 | 0 |
| 4 | Niger State College of Agriculture, Mokwa | Niger | 14 | 5 | 5 | 10 | 17 | 1 | 6 | 0 | 42 | 16 | 58 |
| 5 | Anambra State College of Agriculture | Anambra | 2 | 3 | 6 | 8 | 9 | 4 | 1 | 1 | 18 | 16 | 34 |
| 6 | Enugu State College of Agriculture, Iwollo | Enugu | 5 | 3 | 17 | 7 | 16 | 7 | 6 | 0 | 44 | 17 | 61 |
| 7 | Akperan Orshi College of Agriculture, Yandev | Benue | 26 | 11 | 43 | 11 | 34 | 7 | 2 | 2 | 105 | 31 | 136 |
| 8 | Mohamet Lawan College of Agriculture, Maiduguri | Borno | 6 | 2 | 50 | 21 | 9 | 3 | 0 | 0 | 65 | 26 | 91 |
| 9 | Binyaminu Usman College of Agriculture, Hadejia | Jigawa | 10 | 3 | 34 | 0 | 25 | 2 | 1 | 1 | 70 | 6 | 76 |
| 10 | College of Agriculture, Zuru | Kebbi | 45 | 14 | 37 | 11 | 21 | 5 | 19 | 0 | 122 | 30 | 152 |
| 11 | Plateau State College of Agriculture, Garkawa | Plateau | 17 | 2 | 21 | 7 | 13 | 1 | 2 | 0 | 53 | 10 | 63 |
| 12 | Yobe State College of Agriculture, Gujba | Yobe | 9 | | 43 | 4 | 57 | 1 | 2 | | 111 | 5 | 116 |
| 13 | Oyo State College of Agriculture, Igbo-Ora | Oyo | 22 | 7 | 11 | 4 | 82 | 33 | 3 | 1 | 118 | 45 | 163 |
| Total | | | 188 | 56 | 297 | 88 | 312 | 70 | 53 | 7 | 850 | 221 | 1071 |

Table 5. 77: Federal Colleges of Health Sciences Enrolment Summary by Institutions: 2015/2016

| S/N | Institution | Location | ND 1 | | ND 2 | | HND 1 | | HND 2 | | Total | | |
|--------------|---|-------------|------------|------------|------------|------------|------------|------------|------------|------------|------------|-------------|-------------|
| | | | M | F | M | F | M | F | M | F | M | F | MF |
| 1 | ABUTH School of Health, Information Management, Zaria | Kaduna | 25 | 32 | 21 | 42 | 23 | 35 | 30 | 31 | 99 | 140 | 239 |
| 2 | AKTH School of Health Information Management, Kano | Kano | 19 | 10 | 25 | 23 | 13 | 15 | 35 | 16 | 92 | 64 | 156 |
| 3 | Federal College of Orthopaedic Technology, Lagos | Lagos | 10 | 10 | 13 | 7 | 6 | 7 | 10 | 2 | 39 | 26 | 65 |
| 4 | Federal School of Dental & Therapy Tech., Transekulu- Enugu | Enugu | 47 | 69 | 45 | 79 | 66 | 93 | 63 | 89 | 221 | 330 | 551 |
| 5 | LUTH School of Health and Management Information, Idi Araba | Lagos | 3 | 31 | 8 | 26 | 9 | 38 | 18 | 34 | 38 | 129 | 167 |
| 6 | OAUTH School of Health Information Management, Ile-Ife | Oyo | 6 | 43 | 10 | 36 | 10 | 36 | 9 | 32 | 35 | 147 | 182 |
| 7 | School of Health Information Management, Nnamdi Azikiwe University Teaching | Anambra | 1 | 37 | 8 | 46 | 8 | 49 | 7 | 50 | 24 | 182 | 206 |
| 8 | School of Health Information Management, University of Uyo, | Akwa Ibom | 4 | 27 | 3 | 25 | 2 | 7 | 0 | 0 | 9 | 59 | 68 |
| 9 | School of Health Information, University of Calabar Teaching Hospital | Cross River | 7 | 37 | 11 | 37 | 14 | 56 | 12 | 52 | 44 | 182 | 226 |
| 10 | UBTH, School of Health Information Management, Benin | Edo | 12 | 40 | 10 | 49 | 14 | 55 | 10 | 59 | 46 | 203 | 249 |
| 11 | UCH School of Health Information Management, Ibadan | Oyo | 9 | 51 | 17 | 43 | 0 | 0 | 0 | 0 | 26 | 94 | 120 |
| 12 | UDUTH School of Health Information Management, Sokoto | Sokoto | 25 | 35 | 28 | 32 | 26 | 34 | 40 | 20 | 119 | 121 | 240 |
| 13 | UIITH, School of Health Information Management, Ilorin | Kwara | 16 | 46 | 16 | 31 | 37 | 53 | 0 | 0 | 69 | 130 | 199 |
| 14 | UMTH, School of Health Information Management, Maiduguri | Borno | 19 | 40 | 15 | 37 | 16 | 16 | 13 | 15 | 63 | 108 | 171 |
| Total | | | 203 | 508 | 230 | 513 | 244 | 494 | 247 | 400 | 924 | 1915 | 2839 |

Table 5. 78: State Colleges of Health Sciences Enrolment Summary by Institutions: 2015/2016

| S/N | Institution | Location | ND 1 | | ND 2 | | HND 1 | | HND 2 | | Total | | |
|--------------|---|-------------|------------|------------|------------|------------|------------|------------|------------|------------|------------|-------------|-------------|
| | | | M | F | M | F | M | F | M | F | M | F | MF |
| 1 | Abia State College of Health Sciences and Management Technology | Abia | 56 | 130 | 59 | 129 | 9 | 19 | 0 | 0 | 124 | 278 | 402 |
| 2 | College of Health Technology, Zawan | Plateau | 21 | 39 | 19 | 35 | 17 | 40 | 13 | 36 | 70 | 150 | 220 |
| 3 | Cross Rivers State College of Health Technology, Calabar | Cross River | 38 | 175 | 42 | 176 | 16 | 64 | 20 | 114 | 116 | 529 | 645 |
| 4 | Delta State School of Health Technology, Ughelli | Delta | 34 | 92 | 20 | 75 | 15 | 55 | 19 | 55 | 88 | 277 | 365 |
| 5 | Imo State College of Nursing & Health Sciences, Amaigbo | Imo | 7 | 107 | 14 | 134 | 0 | 0 | 0 | 0 | 21 | 241 | 262 |
| 6 | Ogun State College of Health Technology, Ijebu, Ilese, | Ogun | 54 | 247 | 61 | 237 | 64 | 189 | 59 | 183 | 238 | 856 | 1094 |
| 7 | Rivers State College of Health Technology, Port Harcourt | Rivers | 55 | 47 | 34 | 131 | 0 | 0 | 0 | 0 | 89 | 178 | 267 |
| 8 | School of Health Technology, Akure | Ondo | 28 | 47 | 15 | 22 | 27 | 50 | 17 | 35 | 87 | 154 | 241 |
| Total | | | 293 | 884 | 264 | 939 | 148 | 417 | 128 | 423 | 833 | 2663 | 3496 |

Table 5. 79: Private Colleges of Health Sciences Enrolment Summary by Institutions: 2015/2016

| S/N | Institution | Location | ND 1 | | ND 2 | | HND 1 | | HND 2 | | Total | | |
|--------------|---|----------|-----------|-----------|-----------|-----------|----------|----------|----------|----------|-----------|------------|------------|
| | | | M | F | M | F | M | F | M | F | M | F | MF |
| 1 | NKST College of Health Technology, Mkar | Benue | 41 | 76 | 30 | 83 | 2 | 0 | 4 | 8 | 77 | 167 | 244 |
| Total | | | 41 | 76 | 30 | 83 | 2 | 0 | 4 | 8 | 77 | 167 | 244 |

Table 5. 80: Colleges of Health Sciences Enrolment Summary by Programs: 2015/2016

| S/N | Program | ND 1 | | ND 2 | | HND 1 | | HND 2 | | Total | | |
|--------------|-----------------------------------|------------|-------------|------------|-------------|------------|------------|------------|------------|-------------|-------------|-------------|
| | | M | F | M | F | M | F | M | F | M | F | MF |
| 1 | Community Health | 78 | 230 | 77 | 219 | 22 | 48 | 16 | 42 | 193 | 539 | 732 |
| 2 | Dental Technology | 42 | 77 | 38 | 78 | 51 | 91 | 53 | 89 | 184 | 335 | 519 |
| 3 | Dental Therapy | 28 | 89 | 26 | 97 | 41 | 96 | 32 | 100 | 127 | 382 | 509 |
| 4 | Environmental Health Technology | 132 | 289 | 97 | 337 | 75 | 183 | 60 | 180 | 364 | 989 | 1353 |
| 5 | Health Information Management | 198 | 677 | 243 | 666 | 192 | 455 | 198 | 352 | 831 | 2150 | 2981 |
| 6 | Medical Imaging Technology | 34 | 26 | 18 | 67 | 0 | 0 | 0 | 0 | 52 | 93 | 145 |
| 7 | Nutrition and Dietetics | 6 | 42 | 7 | 42 | 0 | 0 | 0 | 0 | 13 | 84 | 97 |
| 8 | Prosthetic & Orthotics Technology | 15 | 14 | 13 | 7 | 6 | 7 | 10 | 2 | 44 | 30 | 74 |
| 9 | Public Health Nursing | 4 | 24 | 5 | 22 | 7 | 31 | 10 | 66 | 26 | 143 | 169 |
| Total | | 537 | 1468 | 524 | 1535 | 394 | 911 | 379 | 831 | 1834 | 4745 | 6579 |

Table 5. 81: Federal Colleges of Health Sciences Outturn Summary by Institutions: 2015/2016

| S/N | Institution | Location | ND | | | HND | | | Total | | |
|--------------|---|-------------|------------|------------|------------|------------|------------|------------|------------|------------|-------------|
| | | | M | F | MF | M | F | MF | M | F | MF |
| 1 | ABUTH School of Health, Information Management, Zaria | Kaduna | 19 | 28 | 47 | 23 | 26 | 49 | 42 | 54 | 96 |
| 2 | AKTH School of Health Information Management, Kano | Kano | 19 | 22 | 44 | 29 | 16 | 45 | 51 | 38 | 89 |
| 3 | Federal College of Orthopaedic Technology, Lagos | Lagos | 7 | 12 | 19 | 0 | 0 | 0 | 7 | 12 | 19 |
| 4 | Federal School of Dental & Therapy Tech., Transekulu- Enugu | Enugu | 32 | 49 | 81 | 129 | 182 | 311 | 161 | 231 | 392 |
| 5 | LUTH School of Health and Management Information, Idi Araba | Lagos | 7 | 26 | 33 | 16 | 35 | 51 | 23 | 61 | 84 |
| 6 | NKST College of Health Technology. Mkar | Benue | 37 | 64 | 101 | 5 | 5 | 10 | 42 | 69 | 111 |
| 7 | OAUTH School of Health Information Management, Ile-Ife | Oyo | 10 | 36 | 46 | 9 | 32 | 41 | 19 | 68 | 87 |
| 8 | School of Health Information Management, Nnamdi Azikiwe University Teaching | Anambra | 7 | 43 | 50 | 7 | 47 | 54 | 14 | 90 | 104 |
| 9 | School of Health Information Management, University of Uyo, | Akwa Ibom | 3 | 23 | 26 | 0 | 0 | 0 | 3 | 23 | 26 |
| 10 | School of Health Information, University of Calabar Teaching Hospital | Cross River | 15 | 38 | 53 | 24 | 47 | 71 | 39 | 85 | 124 |
| 11 | UBTH, School of Health Information Management, Benin | Edo | 9 | 52 | 61 | 14 | 40 | 54 | 23 | 92 | 115 |
| 12 | UCH School of Health Information Management, Ibadan | Oyo | 8 | 20 | 28 | 0 | 0 | 0 | 8 | 20 | 28 |
| 13 | UIH, School of Health Information Management, Ilorin | Kwara | 7 | 33 | 40 | 0 | 0 | 0 | 7 | 33 | 40 |
| 14 | UMTH, School of Health Information Management, Maiduguri | Borno | 13 | 33 | 46 | 0 | 0 | 0 | 13 | 33 | 46 |
| Total | | | 193 | 479 | 675 | 256 | 430 | 686 | 452 | 909 | 1361 |

Table 5. 82: State Colleges of Health Sciences Outturn Summary by Institutions: 2015/2016

| S/N | Institution | Location | ND | | | HND | | | Total | | |
|--------------|---|-------------|------------|------------|------------|------------|------------|------------|------------|------------|-------------|
| | | | M | F | MF | M | F | MF | M | F | MF |
| 1 | Abia State College of Health Sciences and Management Technology | Abia | 50 | 118 | 168 | 0 | 0 | 0 | 50 | 118 | 168 |
| 2 | Cross Rivers State College of Health Technology, Calabar | Cross River | 28 | 105 | 133 | 16 | 49 | 65 | 44 | 154 | 198 |
| 3 | Delta State School of Health Technology, Ughelli | Delta | 15 | 52 | 67 | 11 | 30 | 41 | 26 | 82 | 108 |
| 4 | Imo State College of Nursing & Health Sciences, Amaigbo | Imo | 13 | 69 | 82 | 0 | 0 | 0 | 13 | 69 | 82 |
| 5 | Ogun State College of Health Technology, Ijebu, Ilese, | Ogun | 104 | 176 | 280 | 53 | 163 | 216 | 157 | 339 | 496 |
| 6 | Rivers State College of Health Technology, Port Harcourt | Rivers | 42 | 89 | 131 | 0 | 0 | 0 | 42 | 89 | 131 |
| 7 | School of Health Technology, Akure | Ondo | 23 | 40 | 63 | 39 | 54 | 93 | 62 | 94 | 156 |
| Total | | | 275 | 649 | 924 | 119 | 296 | 415 | 394 | 945 | 1339 |

Table 5. 83: Private College of Health Sciences Outturn Summary by Institutions: 2015/2016

| S/N | Institution | Location | ND | | | HND | | | Total | | |
|--------------|---|----------|-----------|-----------|------------|----------|----------|-----------|-----------|-----------|------------|
| | | | M | F | MF | M | F | MF | M | F | MF |
| 1 | NKST College of Health Technology. Mkar | Benue | 37 | 64 | 101 | 5 | 5 | 10 | 42 | 69 | 111 |
| Total | | | 37 | 64 | 101 | 5 | 5 | 10 | 42 | 69 | 111 |

Table 5. 84: Colleges of Health Sciences Outturn Summary by Programs: 2015/2016

| S/No | Program | Mode | ND | | HND | | Total | | |
|--------------|-----------------------------------|------|------------|-------------|------------|------------|------------|-------------|-------------|
| | | | M | F | M | F | M | F | MF |
| 1 | Community Health | FT | 58 | 157 | 7 | 10 | 65 | 167 | 232 |
| 2 | Dental Technology | FT | 30 | 64 | 87 | 124 | 117 | 188 | 305 |
| 3 | Dental Therapy | FT | 62 | 40 | 63 | 143 | 125 | 183 | 308 |
| 4 | Environmental Health Technology | FT | 110 | 247 | 72 | 154 | 182 | 401 | 583 |
| 5 | Health Information Management | FT | 166 | 478 | 142 | 265 | 308 | 743 | 1051 |
| 6 | Medical Imaging Technology | FT | 25 | 58 | 0 | 0 | 25 | 58 | 83 |
| 7 | Nutrition and Dietetics | FT | 9 | 50 | 0 | 0 | 9 | 50 | 59 |
| 8 | Prosthetic & Orthotics Technology | FT | 7 | 12 | 0 | 0 | 7 | 12 | 19 |
| 9 | Public Health Nursing | FT | 4 | 22 | 4 | 30 | 8 | 52 | 60 |
| Total | | | 471 | 1128 | 375 | 726 | 846 | 1854 | 2700 |

Table 5. 85: Federal Colleges of Health Sciences Teaching Staff Summary by Qualifications: 2015/2016

| S/N | Institution | Location | HND | | Bachelors | | Masters | | PhD | | Total | | |
|--------------|---|-------------|-----------|-----------|-----------|-----------|------------|-----------|-----------|-----------|------------|------------|------------|
| | | | M | F | M | F | M | F | M | F | M | F | MF |
| 1 | ABUTH School of Health, Information Management, Zaria | Kaduna | 1 | 0 | 8 | 3 | 6 | 0 | 0 | 0 | 15 | 3 | 18 |
| 2 | AKTH School of Health Information Management, Kano | Kano | 10 | 3 | 5 | 0 | 14 | 5 | 0 | 0 | 29 | 8 | 37 |
| 3 | Federal College of Orthopaedic Technology, Lagos | Lagos | 4 | 4 | 7 | 0 | 28 | 7 | 0 | 0 | 39 | 11 | 50 |
| 4 | Federal School of Dental & Therapy Tech., Transekulu- Enugu | Enugu | 3 | 1 | 1 | 3 | 18 | 12 | 6 | 0 | 28 | 16 | 44 |
| 5 | LUTH School of Health and Management Information, Idi Araba | Lagos | 0 | 0 | 0 | 0 | 21 | 7 | 0 | 0 | 21 | 7 | 28 |
| 6 | OAUTH School of Health Information Management, Ile-Ife | Oyo | 0 | 0 | 2 | 1 | 9 | 7 | 5 | 2 | 16 | 10 | 26 |
| 7 | School of Health Information Management, Nnamdi Azikiwe University Teaching | Anambra | 1 | 2 | 6 | 9 | 5 | 3 | 0 | 1 | 12 | 15 | 27 |
| 8 | School of Health Information Management, University of Uyo, | Akwa Ibom | 0 | 0 | 6 | 4 | 7 | 2 | 1 | 1 | 14 | 7 | 21 |
| 9 | School of Health Information, University of Calabar Teaching Hospital | Cross River | 0 | 0 | 8 | 11 | 7 | 3 | 0 | 1 | 15 | 15 | 30 |
| 10 | UBTH, School of Health Information Management, Benin | Edo | 4 | 5 | 8 | 8 | 5 | 2 | 3 | 0 | 20 | 15 | 35 |
| 11 | UCH School of Health Information Management, Ibadan | Oyo | 1 | 0 | 1 | 1 | 13 | 9 | 2 | 2 | 17 | 12 | 29 |
| 12 | UDUTH School of Health Information Management, Sokoto | Sokoto | 10 | 3 | 10 | 2 | 10 | 1 | 2 | 2 | 32 | 8 | 40 |
| 13 | UMTH, School of Health Information Management, Maiduguri | Borno | 4 | 0 | 7 | 5 | 9 | 1 | 0 | 3 | 20 | 9 | 29 |
| Total | | | 38 | 18 | 69 | 47 | 152 | 59 | 19 | 12 | 278 | 136 | 414 |

Table 5. 86: State Colleges of Health Sciences Teaching Staff Summary by Qualifications: 2015/2016

| S/N | Institution | Location | HND | | Bachelors | | PGD | | Masters | | PhD | | Total | | |
|--------------|---|-------------|-----------|-----------|------------|------------|----------|----------|------------|-----------|-----------|----------|------------|------------|------------|
| | | | M | F | M | F | M | F | M | F | M | F | M | F | MF |
| 1 | Abia State College of Health Sciences and Management Technology | Abia | 26 | 20 | 52 | 61 | 0 | 0 | 22 | 27 | 1 | 0 | 101 | 108 | 209 |
| 2 | College of Health Technology, Zawan | Plateau | 6 | 5 | 2 | | 0 | 0 | 0 | 0 | 0 | 0 | 8 | 5 | 13 |
| 3 | Cross Rivers State College of Health Technology, Calabar | Cross River | 11 | 14 | 20 | 12 | 0 | 0 | 18 | 9 | 3 | 6 | 52 | 41 | 93 |
| 4 | Delta State School of Health Technology, Ughelli | Delta | 7 | 8 | 21 | 35 | 0 | 0 | 17 | 10 | 0 | 1 | 45 | 54 | 99 |
| 5 | Imo State College of Nursing & Health Sciences, Amaigbo | Imo | 4 | 6 | 0 | 0 | 0 | 0 | 5 | 4 | 0 | 0 | 9 | 10 | 19 |
| 7 | Ogun State College of Health Technology, Ijebu, Ilese, | Ogun | 6 | 4 | 10 | 3 | 0 | 0 | 24 | 20 | 1 | | 41 | 27 | 68 |
| 8 | Rivers State College of Health Technology, Port Harcourt | Rivers | 2 | 0 | 15 | 1 | 0 | 0 | 14 | 3 | 4 | 1 | 35 | 5 | 40 |
| 9 | School of Health Technology, Akure | Ondo | 1 | 0 | 14 | 14 | 0 | 0 | 16 | 8 | 2 | 0 | 33 | 22 | 55 |
| Total | | | 63 | 57 | 134 | 126 | 0 | 0 | 116 | 81 | 11 | 8 | 324 | 272 | 596 |

Table 5. 87: Private Colleges of Health Sciences Teaching Staff Summary by Qualifications: 2015/2016

| S/N | Institution | Location | HND | | Bachelors | | PGD | | Masters | | PhD | | Total | | |
|--------------|---|----------|-----------|----------|-----------|----------|----------|----------|----------|----------|----------|----------|-----------|----------|-----------|
| | | | M | F | M | F | M | F | M | F | M | F | M | F | MF |
| 1 | NKST College of Health Technology, Mkar | Benue | 13 | 4 | 30 | 2 | 0 | 0 | 5 | 1 | 0 | 0 | 48 | 7 | 55 |
| Total | | | 13 | 4 | 30 | 2 | 0 | 0 | 5 | 1 | 0 | 0 | 48 | 7 | 55 |

Table 5. 88: Specialised Institutions Enrolment Summary by Institutions: 2015/2016

| | Institution | Location | Pre-ND | | ND 1 | | ND 2 | | HND 1 | | HND 2 | | Total | | |
|----|---|-------------|--------|---|------|----|------|----|-------|----|-------|----|-------|-----|------|
| | | | M | F | M | F | M | F | M | F | M | F | M | F | MF |
| 1 | College of Business and Management Studies, Konduga | Borno | 0 | 0 | 0 | 0 | 0 | 0 | 0 | 0 | 0 | 0 | 0 | 0 | 0 |
| 2 | Federal Cooperative College, Ibadan | Oyo | 0 | 0 | 0 | 0 | 0 | 0 | 0 | 0 | 0 | 0 | 0 | 0 | 0 |
| 3 | Federal Cooperative College, Oji-river | Enugu | 0 | 0 | 0 | 0 | 0 | 0 | 0 | 0 | 0 | 0 | 0 | 0 | 0 |
| 4 | Federal School of Statistics, Manchok | Kaduna | 0 | 0 | 65 | 42 | 66 | 58 | 0 | 0 | 0 | 0 | 131 | 100 | 231 |
| 5 | Federal Training Centre, Calabar | Cross River | 0 | 0 | 16 | 17 | 13 | 23 | 5 | 0 | 2 | 4 | 36 | 44 | 80 |
| 6 | Federal Training Centre, Enugu | Enugu | 0 | 0 | 39 | 40 | 39 | 37 | 0 | 0 | 0 | 0 | 78 | 77 | 155 |
| 7 | Federal Training Centre, Ilorin | Kwara | 0 | 0 | 24 | 9 | 19 | 20 | 0 | 0 | 0 | 0 | 43 | 29 | 72 |
| 8 | Federal Training Centre, Lagos | Lagos | 0 | 0 | 32 | 27 | 46 | 50 | 9 | 14 | 3 | 10 | 90 | 101 | 191 |
| 9 | Jigawa State Institute of Information Technology, | Jigawa | 0 | 0 | 21 | 3 | 22 | 0 | 0 | 0 | 0 | 0 | 43 | 3 | 46 |
| 10 | Maritime Academy of Nigeria, Oron | Akwa Ibom | 0 | 0 | 679 | 25 | 896 | 95 | 274 | 44 | 251 | 31 | 2100 | 195 | 2295 |

| | | | | | | | | | | | | | | | |
|---------------|--|--------|-----------|----------|-------------|------------|-------------|------------|------------|------------|------------|------------|-------------|-------------|-------------|
| 11 | Michael Imodu National Institute For Labour Studies, | Kwara | 0 | 0 | 15 | 4 | 13 | 6 | 0 | 0 | 0 | 0 | 28 | 10 | 38 |
| 12 | National Water Resources Institute, Mando | Kaduna | 0 | 0 | 44 | 6 | 11 | 5 | 1 | | 5 | | 61 | 11 | 72 |
| 13 | Nigerian Army Institute of Technology and Environmental Studies, Makurdi | Benue | 0 | 0 | 649 | 105 | 658 | 121 | 140 | 16 | 143 | 15 | 1590 | 257 | 1847 |
| 14 | Nigerian Army School of Finance, Apapa | Lagos | 0 | 0 | 62 | 16 | 62 | 16 | 60 | 16 | 60 | 16 | 244 | 64 | 308 |
| 15 | Nigerian Army School of Signals, Apapa | Lagos | 22 | 3 | 5 | | 5 | 2 | 0 | 0 | 0 | 0 | 32 | 5 | 37 |
| 16 | Nigerian College of Aviation Technology (NCAT), Zaria | Kaduna | 0 | 0 | 9 | 1 | 4 | 1 | 10 | | 10 | | 33 | 2 | 35 |
| 17 | Nigerian Institute of Journalism, Ogba-ikeja Lagos | Lagos | 0 | 0 | 57 | 86 | 50 | 89 | 26 | 66 | 24 | 57 | 157 | 298 | 455 |
| 18 | Nigerian Navy Finance and Logistics College, Owerrinta | Abia | 0 | 0 | 35 | 4 | 22 | 8 | 0 | 0 | 0 | 0 | 57 | 12 | 69 |
| 19 | Wavecrest College of Catering & Hospitality Management, Lagos | Lagos | 0 | 0 | | 18 | | 24 | | 9 | | 5 | 0 | 56 | 56 |
| Totals | | | 22 | 3 | 1752 | 403 | 1926 | 555 | 525 | 165 | 498 | 138 | 4723 | 1264 | 5987 |

Table 5. 89: Federal Specialised Institutions Enrolment Summary by Institutions: 2015/2016

| | | | Pre-ND | | ND 1 | | ND 2 | | HND 1 | | HND 2 | | Total | | |
|---------------|--|-------------|-----------|----------|-------------|------------|-------------|------------|------------|------------|------------|------------|-------------|-------------|-------------|
| | Institution | Location | M | F | M | F | M | F | M | F | M | F | M | F | MF |
| 1 | Federal Cooperative College, Ibadan | Oyo | 0 | 0 | 0 | 0 | 0 | 0 | 0 | 0 | 0 | 0 | 0 | 0 | 0 |
| 2 | Federal Cooperative College, Oji-river | Enugu | 0 | 0 | 0 | 0 | 0 | 0 | 0 | 0 | 0 | 0 | 0 | 0 | 0 |
| 3 | Federal School of Statistics, Manchok | Kaduna | 0 | 0 | 65 | 42 | 66 | 58 | 0 | 0 | 0 | 0 | 131 | 100 | 231 |
| 4 | Federal Training Centre, Calabar | Cross River | 0 | 0 | 16 | 17 | 13 | 23 | 5 | 0 | 2 | 4 | 36 | 44 | 80 |
| 5 | Federal Training Centre, Enugu | Enugu | 0 | 0 | 39 | 40 | 39 | 37 | 0 | 0 | 0 | 0 | 78 | 77 | 155 |
| 6 | Federal Training Centre, Ilorin | Kwara | 0 | 0 | 24 | 9 | 19 | 20 | 0 | 0 | 0 | 0 | 43 | 29 | 72 |
| 7 | Federal Training Centre, Lagos | Lagos | 0 | 0 | 32 | 27 | 46 | 50 | 9 | 14 | 3 | 10 | 90 | 101 | 191 |
| 8 | Maritime Academy of Nigeria, Oron | Akwa Ibom | 0 | 0 | 679 | 25 | 896 | 95 | 274 | 44 | 251 | 31 | 2100 | 195 | 2295 |
| 9 | Michael Imodu National Institute For Labour Studies, | Kwara | 0 | 0 | 15 | 4 | 13 | 6 | 0 | 0 | 0 | 0 | 28 | 10 | 38 |
| 10 | National Water Resources Institute, Mando | Kaduna | 0 | 0 | 44 | 6 | 11 | 5 | 1 | | 5 | | 61 | 11 | 72 |
| 11 | Nigerian Army Institute of Technology and Environmental Studies, Makurdi | Benue | 0 | 0 | 649 | 105 | 658 | 121 | 140 | 16 | 143 | 15 | 1590 | 257 | 1847 |
| 12 | Nigerian Army School of Finance, Apapa | Lagos | 0 | 0 | 62 | 16 | 62 | 16 | 60 | 16 | 60 | 16 | 244 | 64 | 308 |
| 13 | Nigerian Army School of Signals, Apapa | Lagos | 22 | 3 | 5 | | 5 | 2 | 0 | 0 | 0 | 0 | 32 | 5 | 37 |
| 14 | Nigerian College of Aviation Technology (NCAT), Zaria | Kaduna | 0 | 0 | 9 | 1 | 4 | 1 | 10 | | 10 | | 33 | 2 | 35 |
| 15 | Nigerian Institute of Journalism, Ogba-ikeja Lagos | Lagos | 0 | 0 | 57 | 86 | 50 | 89 | 26 | 66 | 24 | 57 | 157 | 298 | 455 |
| 16 | Nigerian Navy Finance and Logistics College, Owerrinta | Abia | 0 | 0 | 35 | 4 | 22 | 8 | 0 | 0 | 0 | 0 | 57 | 12 | 69 |
| Totals | | | 22 | 3 | 1731 | 382 | 1904 | 531 | 525 | 156 | 498 | 133 | 4680 | 1205 | 5885 |

Table 5. 90: State Specialised Institutions Enrolment Summary by Institutions: 2015/2016

| | | | ND 1 | | ND 2 | | HND 1 | | HND 2 | | Total | | |
|--------------|---|----------|------------|-----------|------------|-----------|----------|----------|----------|----------|------------|------------|------------|
| | Institution | Location | M | F | M | F | M | F | M | F | M | F | MF |
| 1 | College of Business and Management Studies, Konduga | Borno | 83 | 54 | 79 | 45 | 0 | 0 | 0 | 0 | 162 | 99 | 261 |
| 2 | Jigawa State Institute of Information Technology, | Jigawa | 21 | 3 | 22 | 0 | 0 | 0 | 0 | 0 | 43 | 3 | 46 |
| Total | | | 104 | 57 | 101 | 45 | 0 | 0 | 0 | 0 | 205 | 102 | 307 |

Table 5. 91: Private Specialised Institutions Enrolment Summary by Institution: 2015/2016

| | | | ND 1 | | ND 2 | | HND 1 | | HND 2 | | Total | | |
|--------------|---|----------|------|-----------|------|-----------|-------|----------|-------|----------|----------|-----------|-----------|
| | Institution | Location | M | F | M | F | M | F | M | F | M | F | MF |
| 1 | Wavecrest College of Catering & Hospitality Management, Lagos | Lagos | | 18 | | 24 | | 9 | | 5 | 0 | 56 | 56 |
| Total | | | | 18 | | 24 | | 9 | | 5 | 0 | 56 | 56 |

Table 5. 92: Specialised Institutions Full-Time Enrolment Summary by Programs: 2015/2016

| | | Pre-ND | | ND 1 | | ND 2 | | HND 1 | | HND 2 | | Total | | |
|--------------|---|-----------|----------|-------------|------------|-------------|------------|------------|------------|------------|------------|-------------|-------------|-------------|
| S/No | Program | M | F | M | F | M | F | M | F | M | F | M | F | MF |
| 1 | Accountancy | 0 | 0 | 81 | 19 | 67 | 22 | 31 | 5 | 31 | 5 | 210 | 51 | 261 |
| 2 | Aircraft Engineering (Airframe and Power Plant) | 0 | 0 | 0 | 0 | 0 | 0 | 5 | | 6 | | 11 | 0 | 11 |
| 3 | Aircraft Engineering (Avionics) | 0 | 0 | 0 | 0 | 0 | 0 | 5 | | 4 | | 9 | 0 | 9 |
| 4 | Architectural Technology | 0 | 0 | 48 | 2 | 40 | 3 | 16 | 1 | 18 | 1 | 122 | 7 | 129 |
| 5 | Banking and Finance | 0 | 0 | 14 | 12 | 16 | 14 | 0 | 0 | 0 | 0 | 30 | 26 | 56 |
| 6 | Boat & Ship Building Engineering Technology | 0 | 0 | 86 | | 143 | 6 | 0 | 0 | 0 | 0 | 229 | 6 | 235 |
| 7 | Building Technology | 0 | 0 | 22 | 0 | 22 | 0 | 23 | 2 | 22 | 0 | 89 | 2 | 91 |
| 8 | Business Administration & Management | 0 | 0 | 143 | 108 | 121 | 104 | 0 | 0 | 0 | 0 | 264 | 212 | 476 |
| 9 | Chemical Engineering Technology | 0 | 0 | 11 | 2 | 31 | 7 | 0 | 0 | 0 | 0 | 42 | 9 | 51 |
| 10 | Civil Engineering Technology | 0 | 0 | 76 | 3 | 110 | 4 | 17 | 1 | 23 | 3 | 226 | 11 | 237 |
| 11 | Computer Engineering Technology | 0 | 0 | 47 | 2 | 33 | 2 | 0 | 0 | 0 | 0 | 80 | 4 | 84 |
| 12 | Computer Science | 0 | 0 | 164 | 32 | 157 | 48 | 53 | 8 | 41 | 5 | 415 | 93 | 508 |
| 13 | Cooperative Economics & Management | 0 | 0 | 79 | 156 | 74 | 151 | 66 | 135 | 61 | 133 | 280 | 575 | 855 |
| 14 | Electrical/Electronics Engineering | 22 | 3 | 203 | 3 | 162 | 8 | 0 | 0 | 0 | 0 | 387 | 14 | 401 |
| 15 | Estate Management | 0 | 0 | 39 | 11 | 51 | 11 | 0 | 0 | 0 | 0 | 90 | 22 | 112 |
| 16 | Hospitality Management | 0 | 0 | | 18 | | 24 | | 9 | | 5 | 0 | 56 | 56 |
| 17 | Local Government Studies | 0 | 0 | 21 | 14 | 21 | 12 | 0 | 0 | 0 | 0 | 42 | 26 | 68 |
| 18 | Marine Engineering Technology | 0 | 0 | 172 | 3 | 239 | 10 | 131 | 6 | 147 | 7 | 689 | 26 | 715 |
| 19 | Maritime Transport & Business Studies | 0 | 0 | 165 | 14 | 264 | 54 | 93 | 30 | 60 | 20 | 582 | 118 | 700 |
| 20 | Mass Communication | 0 | 0 | 28 | 58 | 28 | 57 | 22 | 58 | 17 | 50 | 95 | 223 | 318 |
| 21 | Mechanical Engineering Technology | 0 | 0 | 56 | 0 | 49 | 0 | 0 | 0 | 0 | 0 | 105 | 0 | 105 |
| 22 | Nautical Science | 0 | 0 | 146 | 6 | 157 | 20 | 50 | 8 | 44 | 4 | 397 | 38 | 435 |
| 23 | Office Technology & Management | 0 | 0 | 47 | 14 | 48 | 23 | 33 | 23 | 29 | 11 | 157 | 71 | 228 |
| 24 | Public Administration | 0 | 0 | 84 | 73 | 79 | 87 | 10 | 2 | 5 | 14 | 178 | 176 | 354 |
| 25 | Quantity Survey | 0 | 0 | 20 | 4 | 29 | 2 | 18 | 3 | 21 | 3 | 88 | 12 | 100 |
| 26 | Science Laboratory Technology | 0 | 0 | 26 | 17 | 38 | 29 | 0 | 0 | 0 | 0 | 64 | 46 | 110 |
| 27 | Statistics | 0 | 0 | 8 | 3 | 5 | 6 | 0 | 0 | 0 | 0 | 13 | 9 | 22 |
| 28 | Surveying & Geo-Informatics | 0 | 0 | 30 | 0 | 29 | 3 | 13 | 1 | 18 | 3 | 90 | 7 | 97 |
| 29 | Urban and Regional Planning | 0 | 0 | 10 | 1 | 20 | 1 | 0 | 0 | 0 | 0 | 30 | 2 | 32 |
| 30 | Water Resources Engineering Technology | 0 | 0 | 44 | 6 | 11 | 5 | 1 | | 5 | | 61 | 11 | 72 |
| Total | | 22 | 3 | 1870 | 581 | 2044 | 713 | 587 | 292 | 552 | 264 | 5075 | 1853 | 6928 |

Table 5. 93: Specialised Institutions Part-Time Enrolment Summary by Programs: 2015/2016

| S/No | Program | Pre-ND | | ND 1 | | ND 2 | | HND 1 | | HND 2 | | Total | | |
|--------------|------------------------------------|----------|----------|-----------|-----------|-----------|-----------|-----------|-----------|-----------|-----------|------------|------------|------------|
| | | M | F | M | F | M | F | M | F | M | F | M | F | MF |
| 1 | Cooperative Economics & Management | 0 | 0 | 21 | 22 | 18 | 22 | 14 | 16 | 14 | 14 | 67 | 74 | 141 |
| 2 | Mass Communication | 0 | 0 | 29 | 28 | 22 | 32 | 4 | 8 | 7 | 7 | 62 | 75 | 137 |
| Total | | 0 | 0 | 50 | 50 | 40 | 54 | 18 | 24 | 21 | 21 | 129 | 149 | 278 |

Table 5. 94: Federal Specialised Institutions Outturn Summary by Institutions: 2015/2016

| | Institution | Location | ND | | HND | | Total | | |
|--------------|---|-------------|------------|------------|------------|------------|-------------|------------|-------------|
| | | | M | F | M | F | M | F | MF |
| 1 | Federal Cooperative College, Ibadan | Oyo | 25 | 51 | 27 | 36 | 52 | 87 | 139 |
| 2 | Federal Cooperative College, Oji-river | Enugu | 60 | 116 | 44 | 102 | 104 | 218 | 322 |
| 3 | Federal School of Statistics, Manchok | Kaduna | 68 | 54 | 0 | 0 | 68 | 54 | 122 |
| 4 | Federal Training Centre, Calabar | Cross River | 17 | 10 | 4 | 5 | 21 | 15 | 36 |
| 5 | Federal Training Centre, Enugu | Enugu | 39 | 37 | 0 | 0 | 39 | 37 | 76 |
| 6 | Federal Training Centre, Ilorin | Kwara | 19 | 20 | 0 | 0 | 19 | 20 | 39 |
| 7 | Federal Training Centre, Lagos | Lagos | 30 | 31 | 0 | 0 | 30 | 31 | 61 |
| 8 | Maritime Academy of Nigeria, Oron | Akwa Ibom | 428 | 89 | 151 | 39 | 579 | 128 | 707 |
| 9 | National Water Resources Institute, Mando | Kaduna | 0 | 0 | 0 | 0 | 61 | 61 | 122 |
| 10 | Nigerian Army School of Finance, Apapa | Lagos | 48 | 18 | 60 | 16 | 108 | 34 | 142 |
| 11 | Nigerian Army School of Signals, Apapa | Lagos | 5 | 2 | 0 | 0 | 5 | 2 | 7 |
| 12 | Nigerian College of Aviation Technology (NCAT), Zaria | Kaduna | 4 | 1 | 7 | | 11 | 1 | 12 |
| 13 | Nigerian Institute of Journalism, Ogba-ikeja Lagos | Lagos | 33 | 68 | 26 | 56 | 59 | 124 | 183 |
| Total | | | 776 | 497 | 319 | 254 | 1156 | 812 | 1968 |

Table 5. 95: State Specialised Institutions Outturn Summary by Institutions: 2015/2016

| | Institution | Location | ND | | HND | | Total | | |
|--------------|---|----------|-----------|-----------|----------|----------|-----------|-----------|------------|
| | | | M | F | M | F | M | F | MF |
| 1 | College of Business and Management Studies, Konduga | Borno | 64 | 28 | 0 | 0 | 64 | 28 | 92 |
| 2 | Jigawa State Institute of Information Technology, | Jigawa | 14 | 3 | 0 | 0 | 14 | 3 | 17 |
| Total | | | 78 | 31 | 0 | 0 | 78 | 31 | 109 |

Table 5. 96: Private Specialised Institutions Outturn Summary by Institutions: 2015/2016

| | Institution | Location | ND | | HND | | Total | | |
|--------------|---|----------|----|-----------|-----|----------|----------|-----------|-----------|
| | | | M | F | M | F | M | F | MF |
| 1 | Wavecrest College of Catering & Hospitality Management, Lagos | Lagos | | 24 | | 5 | 0 | 29 | 29 |
| Total | | | | 24 | | 5 | 0 | 29 | 29 |

Table 5. 97: Specialised Institutions Full-Time Outturn Summary by Programs: 2015/2016

| S/No | Program | ND | | HND | | Total | | |
|------|---|-----|-----|-----|-----|-------|-----|-----|
| | | M | F | M | F | M | F | MF |
| 1 | Accountancy | 41 | 13 | 31 | 5 | 72 | 18 | 90 |
| 2 | Aircraft Engineering (Airframe and Power Plant) | 0 | 0 | 3 | | 3 | 0 | 3 |
| 3 | Aircraft Engineering (Avionics) | 0 | 0 | 4 | | 4 | 0 | 4 |
| 4 | Boat & Ship Building Engineering Technology | 50 | 6 | 0 | 0 | 50 | 6 | 56 |
| 5 | Business Administration & Management | 65 | 64 | 0 | 0 | 65 | 64 | 129 |
| 6 | Computer Science | 67 | 25 | 0 | 0 | 67 | 25 | 92 |
| 7 | Cooperative Economics & Management | 67 | 147 | 59 | 127 | 126 | 274 | 400 |
| 8 | Electrical/Electronic Engineering | 31 | 8 | 0 | 0 | 31 | 8 | 39 |
| 9 | Hospitality Management | | 24 | | 5 | 0 | 29 | 29 |
| 10 | Local Government Studies | 17 | 8 | 0 | 0 | 17 | 8 | 25 |
| 11 | Marine Engineering Technology | 156 | 25 | 85 | 13 | 241 | 38 | 279 |

| | | | | | | | | |
|--------------|--|------------|------------|------------|------------|-------------|------------|-------------|
| 12 | Maritime Transport & Business Studies | 100 | 38 | 38 | 15 | 138 | 53 | 191 |
| 13 | Mass Communication | 15 | 43 | 22 | 54 | 37 | 97 | 134 |
| 14 | Nautical Science | 100 | 15 | 28 | 11 | 128 | 26 | 154 |
| 15 | Office Technology & Management | 32 | 28 | 29 | 11 | 61 | 39 | 100 |
| 16 | Public Administration | 70 | 61 | 4 | 5 | 74 | 66 | 140 |
| 17 | Statistics | 7 | 2 | 0 | 0 | 7 | 2 | 9 |
| 18 | Water Resources Engineering Technology | 0 | 0 | 0 | 0 | 61 | 61 | 122 |
| Total | | 818 | 507 | 303 | 246 | 1182 | 814 | 1996 |

Table 5. 98: Specialised Institutions Part-Time Outturn Summary by Programs: 2015/2016

| S/No | Program | ND | | HND | | Total | | |
|--------------|------------------------------------|-----------|-----------|-----------|-----------|-----------|-----------|------------|
| | | M | F | M | F | M | F | MF |
| 1 | Cooperative Economics & Management | 18 | 20 | 12 | 11 | 30 | 31 | 61 |
| 2 | Mass Communication | 18 | 25 | 4 | 2 | 22 | 27 | 49 |
| Total | | 36 | 45 | 16 | 13 | 52 | 58 | 110 |

Table 5. 99: Federal Specialised Institutions Teaching Staff Distribution by Qualification: 2015/2016

| S/NO | Institution | Location | HND | | Bachelors | | Masters | | PHD | | Total | | |
|--------------|--|-------------|------------|-----------|------------|-----------|------------|-----------|-----------|----------|------------|------------|------------|
| | | | M | F | M | F | M | F | M | F | M | F | MF |
| 1 | Federal Cooperative College, Ibadan | Oyo | 3 | 0 | 11 | 7 | 20 | 1 | 0 | 0 | 34 | 8 | 42 |
| 2 | Federal Cooperative College, Oji-river | Enugu | 3 | 3 | 7 | 2 | 14 | 3 | 0 | 0 | 24 | 8 | 32 |
| 3 | Federal School of Statistics, Manchok | Kaduna | 0 | 0 | 9 | 2 | 11 | 2 | 0 | 0 | 20 | 4 | 24 |
| 4 | Federal Training Centre, Calabar | Cross River | 1 | 1 | 12 | 4 | 9 | 3 | 0 | 1 | 22 | 9 | 31 |
| 5 | Federal Training Centre, Enugu | Enugu | 2 | 4 | 3 | 9 | 5 | 8 | 0 | 0 | 10 | 21 | 31 |
| 6 | Federal Training Centre, Ilorin | Kwara | 1 | 2 | 0 | 3 | 12 | 0 | 0 | 0 | 13 | 5 | 18 |
| 7 | Federal Training Centre, Lagos | Lagos | 1 | 2 | 7 | 6 | 16 | 12 | 1 | 0 | 25 | 20 | 45 |
| 8 | Maritime Academy of Nigeria, Oron | Akwa Ibom | 19 | 1 | 15 | 5 | 32 | 8 | 10 | | 76 | 14 | 90 |
| 9 | Michael Imodu National Institute For Labour Studies, | Kwara | 0 | 0 | | 1 | 3 | 1 | 0 | 0 | 3 | 2 | 5 |
| 10 | National Water Resources Institute, Mando | Kaduna | 20 | 6 | 20 | 3 | 18 | 2 | 3 | 1 | 61 | 12 | 73 |
| 11 | Nigerian Army Institute of Technology and Environmental Studies, Makurdi | Benue | 23 | 6 | 24 | 8 | 15 | 3 | 0 | 0 | 62 | 17 | 79 |
| 12 | Nigerian Army School of Finance, Apapa | Lagos | 24 | 0 | 8 | 0 | 8 | 6 | 0 | 0 | 40 | 6 | 46 |
| 13 | Nigerian Army School of Signals, Apapa | Lagos | 19 | 2 | 18 | 2 | 10 | 1 | 3 | | 50 | 5 | 55 |
| 14 | Nigerian College of Aviation Technology (NCAT), Zaria | Kaduna | 4 | 1 | 22 | 2 | 16 | 1 | 2 | | 44 | 4 | 48 |
| 15 | Nigerian Institute of Journalism, Ogba-ikeja Lagos | Lagos | 2 | 3 | 1 | 0 | 6 | 5 | 2 | 0 | 11 | 8 | 19 |
| 16 | Nigerian Navy Finance and Logistics College, Owerinta | Abia | 0 | 0 | 3 | 0 | 2 | 0 | 1 | 0 | 6 | 0 | 6 |
| Total | | | 122 | 31 | 160 | 54 | 197 | 56 | 22 | 2 | 501 | 143 | 644 |

Table 5. 100: State Specialised Institutions Teaching Staff Distribution by Qualification: 2015/2016

| S/NO | Institution | Location | HND | | Bachelors | | Masters | | PHD | | Total | | |
|--------------|---|----------|-----------|----------|-----------|----------|-----------|----------|----------|----------|-----------|-----------|------------|
| | | | M | F | M | F | M | F | M | F | M | F | MF |
| 1 | College of Business and Management Studies, Konduga | Borno | 18 | 3 | 34 | 7 | 12 | 3 | 0 | 0 | 64 | 13 | 77 |
| 2 | Jigawa State Institute of Information Technology, | Jigawa | 1 | 0 | 8 | 1 | 18 | 0 | 0 | 0 | 27 | 1 | 28 |
| Total | | | 19 | 3 | 42 | 8 | 30 | 3 | 0 | 0 | 91 | 14 | 105 |

Table 5. 101: Private Specialised Institutions Teaching Staff Distribution by Qualification: 2015/2016

| S/NO | Institution | Location | HND | | Bachelors | | Masters | | PHD | | Total | | |
|--------------|---|----------|----------|----------|-----------|----------|----------|-----------|----------|----------|----------|-----------|-----------|
| | | | M | F | M | F | M | F | M | F | M | F | MF |
| 1 | Wavecrest College of Catering & Hospitality Management, Lagos | Lagos | 0 | 5 | 0 | 2 | 0 | 10 | 0 | 0 | 0 | 17 | 17 |
| Total | | | 0 | 5 | 0 | 2 | 0 | 10 | 0 | 0 | 0 | 17 | 17 |

Table 5. 102: Federal Polytechnic Enrolment Summary by Institutions: 2016/2017

| Institution | Location | Pre-ND | | ND 1 | | ND 2 | | ND 3 | | HND 1 | | HND 2 | | HND 3 | | Total | | |
|---|-----------|--------|-----|-------|-------|-------|-------|------|------|-------|-------|-------|-------|-------|------|--------|-------|--------|
| | | M | F | M | F | M | F | M | F | M | F | M | F | M | F | M | F | MF |
| AirForce Institute of Technology (AFIT), Kaduna | Kaduna | 0 | 0 | 128 | 8 | 223 | 5 | 0 | 0 | 128 | 15 | 85 | 13 | 0 | 0 | 564 | 41 | 605 |
| Auchi Polytechnic, Auchi | Edo | 0 | 0 | 4105 | 4421 | 5645 | 5801 | 2744 | 3622 | 3133 | 3704 | 3560 | 3540 | 825 | 913 | 20012 | 22001 | 42013 |
| Federal Polytechnic, Ado Ekiti | Ekiti | 0 | 0 | 1580 | 1146 | 1954 | 1436 | 0 | 0 | 995 | 727 | 909 | 683 | 0 | 0 | 5438 | 3992 | 9430 |
| Federal Polytechnic, Bauchi | Bauchi | 190 | 89 | 1415 | 620 | 2656 | 1120 | 0 | 0 | 1131 | 729 | 1187 | 637 | 0 | 0 | 6579 | 3195 | 9774 |
| Federal Polytechnic, Bida | Niger | 0 | 0 | 1622 | 1022 | 1230 | 690 | 0 | 0 | 1264 | 584 | 950 | 439 | 0 | 0 | 5066 | 2735 | 7801 |
| Federal Polytechnic, Damaturu | Yobe | 0 | 0 | 696 | 213 | 493 | 139 | 0 | 0 | 149 | 79 | 141 | 89 | 0 | 0 | 1479 | 520 | 1999 |
| Federal Polytechnic, Ede | Osun | 0 | 0 | 806 | 645 | 851 | 613 | 303 | 203 | 1334 | 1043 | 1186 | 958 | 0 | 0 | 4480 | 3462 | 7942 |
| Federal Polytechnic, Idah | Kogi | 0 | 0 | 586 | 351 | 849 | 545 | 0 | 0 | 899 | 580 | 434 | 283 | 0 | 0 | 2768 | 1759 | 4527 |
| Federal Polytechnic, Ilaro | Ogun | 0 | 0 | 612 | 505 | 695 | 443 | 0 | 0 | 405 | 556 | 441 | 470 | 0 | 0 | 2153 | 1974 | 4127 |
| Federal Polytechnic, Ile-Oluji | Ondo | 13 | 13 | 177 | 90 | 0 | 0 | 0 | 0 | 0 | 0 | 0 | 0 | 0 | 0 | 190 | 103 | 293 |
| Federal Polytechnic, Kaura-Namoda | Zamfara | 0 | 0 | 472 | 291 | 449 | 276 | 0 | 0 | 313 | 262 | 293 | 237 | 0 | 0 | 1527 | 1066 | 2593 |
| Federal Polytechnic, Mubi | Adamawa | 0 | 0 | 2859 | 975 | 1647 | 497 | 0 | 0 | 327 | 149 | 240 | 121 | 0 | 0 | 5073 | 1742 | 6815 |
| Federal Polytechnic, Nassarawa | Nasarawa | 0 | 0 | 979 | 619 | 1038 | 737 | 0 | 0 | 638 | 453 | 642 | 425 | 0 | 0 | 3297 | 2234 | 5531 |
| Federal Polytechnic, Nekede | Imo | 0 | 0 | 1413 | 1814 | 2037 | 2036 | 0 | 0 | 859 | 1020 | 922 | 948 | 0 | 0 | 5231 | 5818 | 11049 |
| Federal Polytechnic, Offa | Kwara | 0 | 0 | 1635 | 1279 | 1620 | 1194 | 535 | 428 | 1381 | 1147 | 1472 | 1131 | 0 | 0 | 6643 | 5179 | 11822 |
| Federal Polytechnic, Oko | Anambra | 0 | 0 | 840 | 973 | 799 | 952 | 0 | 0 | 788 | 945 | 887 | 921 | 0 | 0 | 3314 | 3791 | 7105 |
| Federal Polytechnic, Ukana | Akwa Ibom | 0 | 0 | 72 | 28 | 45 | 18 | 0 | 0 | 0 | 0 | 0 | 0 | 0 | 0 | 117 | 46 | 163 |
| Hussaini Adamu Polytechnic, Kazaure | Jigawa | 0 | 0 | 694 | 141 | 588 | 114 | 0 | 0 | 91 | 31 | 91 | 30 | 0 | 0 | 1464 | 316 | 1780 |
| Institute of Technology and Environmental Studies, NASME, Makurdi | Benue | 0 | 0 | 563 | 73 | 493 | 85 | 0 | 0 | 170 | 12 | 141 | 13 | 0 | 0 | 1367 | 183 | 1550 |
| Kaduna Polytechnic, Kaduna | Kaduna | 0 | 0 | 7598 | 4391 | 3821 | 1937 | 0 | 0 | 3507 | 2195 | 1992 | 1270 | 0 | 0 | 16918 | 9793 | 26711 |
| National Institute of Construction Technology, Uromi | Edo | 0 | 0 | 27 | 1 | 51 | 7 | 0 | 0 | 0 | 0 | 0 | 0 | 0 | 0 | 78 | 8 | 86 |
| Wolex Polytechnic, Ikeja - Lagos | Osun | 0 | 0 | 125 | 107 | 85 | 89 | 0 | 0 | 38 | 47 | 21 | 50 | 0 | 0 | 269 | 293 | 562 |
| Yaba College of Technology, Yaba | Lagos | 0 | 0 | 3686 | 3067 | 3592 | 3081 | 2818 | 2866 | 1885 | 1721 | 2044 | 1852 | 482 | 346 | 14507 | 12933 | 27440 |
| Total | | 203 | 102 | 32690 | 22780 | 30861 | 21815 | 6400 | 7119 | 19435 | 15999 | 17638 | 14110 | 1307 | 1259 | 108534 | 83184 | 191718 |

Table 5. 103: State Polytechnic Enrolment Summary by Institutions: 2016/2017

| S/No. | Institution | Location | Pre-ND | | ND 1 | | ND 2 | | ND 3 | | HND 1 | | HND 2 | | HND 3 | | Total | | |
|--------------|---|-------------|--------|-----|-------|-------|-------|-------|------|-----|-------|-------|-------|-------|-------|-----|-------|-------|--------|
| | | | M | F | M | F | M | F | M | F | M | F | M | F | M | F | M | F | MF |
| 1 | Abia State Polytechnic, Aba | Abia | 0 | 0 | 609 | 369 | 620 | 349 | 0 | 0 | 476 | 429 | 453 | 399 | 0 | 0 | 2158 | 1546 | 3704 |
| 2 | Adamawa State Polytechnic, Yola | Adamawa | 0 | 0 | 327 | 131 | 397 | 133 | 0 | 0 | 10 | 3 | 9 | 5 | 0 | 0 | 743 | 272 | 1015 |
| 3 | Akwa Ibom State College of Arts and Science, Nung Ukim | Akwa Ibom | 0 | 0 | 16 | 11 | 33 | 21 | 0 | 0 | 0 | 0 | 0 | 0 | 0 | 0 | 49 | 32 | 81 |
| 4 | Akwa Ibom State Polytechnic, Ikot Osurua | Akwa Ibom | 0 | 0 | 402 | 323 | 398 | 281 | 0 | 0 | 286 | 254 | 188 | 248 | 0 | 0 | 1274 | 1106 | 2380 |
| 5 | Abubakar Tatari Ali Polytechnic, Bauchi | Bauchi | 313 | 82 | 695 | 218 | 463 | 152 | 0 | 0 | 216 | 66 | 163 | 70 | 0 | 0 | 1850 | 588 | 2438 |
| 6 | Benue State Polytechnic, Ugbokolo | Benue | 19 | 6 | 527 | 209 | 724 | 227 | 0 | 0 | 446 | 138 | 397 | 134 | 0 | 0 | 2113 | 714 | 2827 |
| 7 | Ramat Polytechnic, Maiduguri | Borno | 0 | 0 | 1042 | 348 | 1017 | 327 | 0 | 0 | 460 | 103 | 371 | 125 | 0 | 0 | 2890 | 903 | 3793 |
| 8 | Institute of Technology and Management, Ugep | Cross River | 0 | 0 | 25 | 9 | 43 | 13 | 0 | 0 | 0 | 0 | 0 | 0 | 0 | 0 | 68 | 22 | 90 |
| 9 | Delta State Polytechnic, Ogwashi-Uku | Delta | 0 | 0 | 613 | 1921 | 508 | 389 | 0 | 0 | 470 | 305 | 409 | 253 | 0 | 0 | 2000 | 2868 | 4868 |
| 10 | Delta State Polytechnic, Otefe | Delta | 0 | 0 | 794 | 516 | 619 | 474 | 0 | 0 | 497 | 352 | 373 | 263 | 0 | 0 | 2283 | 1605 | 3888 |
| 11 | Delta State Polytechnic, Ozoro | Delta | 0 | 0 | 1572 | 1326 | 1402 | 1154 | 0 | 0 | 861 | 732 | 681 | 588 | 0 | 0 | 4516 | 3800 | 8316 |
| 12 | Edo State Institute of Technology and Management, Usen | Edo | 0 | 0 | 108 | 98 | 97 | 76 | 0 | 0 | 13 | 3 | 10 | 3 | 0 | 0 | 228 | 180 | 408 |
| 13 | Institute of Management Technology, Enugu | Enugu | 0 | 0 | 874 | 789 | 1078 | 824 | 47 | 53 | 710 | 781 | 752 | 791 | 40 | 57 | 3501 | 3295 | 6796 |
| 14 | Imo State Polytechnic, Umugwo, Ohaji | Imo | 0 | 0 | 416 | 387 | 372 | 401 | 0 | 0 | 358 | 245 | 292 | 223 | 0 | 0 | 1438 | 1256 | 2694 |
| 15 | Jigawa State Polytechnic, Dutse | Jigawa | 0 | 0 | 363 | 66 | 302 | 37 | 0 | 0 | 92 | 18 | 99 | 30 | 0 | 0 | 856 | 151 | 1007 |
| 16 | Kano State Polytechnic, Kano | Kano | 0 | 0 | 1144 | 634 | 1094 | 636 | 0 | 0 | 818 | 383 | 750 | 465 | 0 | 0 | 3806 | 2118 | 5924 |
| 17 | Hassan Usman Katsina Polytechnic, Katsina | Katsina | 0 | 0 | 1044 | 219 | 1134 | 241 | 0 | 0 | 364 | 106 | 312 | 266 | 0 | 0 | 2854 | 832 | 3686 |
| 18 | Kogi State Polytechnic, Lokoja | Kogi | 0 | 0 | 671 | 487 | 904 | 516 | 123 | 94 | 422 | 221 | 480 | 316 | 106 | 78 | 2706 | 1712 | 4418 |
| 19 | Kwara State Polytechnic, Ilorin | Kwara | 134 | 108 | 541 | 520 | 485 | 483 | 0 | 0 | 511 | 454 | 461 | 424 | 0 | 0 | 2132 | 1989 | 4121 |
| 20 | Lagos State Polytechnic, Ikorodu | Lagos | 0 | 0 | 2797 | 2862 | 3821 | 2573 | 0 | 0 | 2246 | 2279 | 2362 | 2417 | 0 | 0 | 11226 | 10131 | 21357 |
| 21 | Nasarawa State Polytechnic, Lafia | Nasarawa | 0 | 0 | 313 | 262 | 284 | 244 | 0 | 0 | 21 | 9 | 19 | 7 | 0 | 0 | 637 | 522 | 1159 |
| 22 | Niger State Polytechnic, Zungeru | Niger | 0 | 0 | 1145 | 367 | 1057 | 349 | 0 | 0 | 746 | 250 | 598 | 202 | 0 | 0 | 3546 | 1168 | 4714 |
| 23 | Abraham Adesanya Polytechnic, Ijebu Igbo | Ogun | 0 | 0 | 187 | 149 | 215 | 151 | 34 | 43 | 61 | 59 | 55 | 67 | 0 | 0 | 552 | 469 | 1021 |
| 24 | D.S. Adegbenro ICT Polytechnic, Itori-Ewekoro, | Ogun | 0 | 0 | 216 | 159 | 221 | 165 | 0 | 0 | 86 | 64 | 0 | 0 | 0 | 0 | 523 | 388 | 911 |
| 25 | Gateway ICT Polytechnic, Sapade | Ogun | 0 | 0 | 242 | 224 | 227 | 197 | 0 | 0 | 141 | 138 | 142 | 164 | 0 | 0 | 752 | 723 | 1475 |
| 26 | Ogun State Institute of Technology, Igbesa | Ogun | 0 | 0 | 447 | 272 | 444 | 245 | 0 | 0 | 177 | 153 | 167 | 96 | 0 | 0 | 1235 | 766 | 2001 |
| 27 | Osun State College of Technology, Esa-Oke | Osun | 0 | 0 | 110 | 106 | 197 | 130 | 0 | 0 | 484 | 398 | 495 | 342 | 0 | 0 | 1286 | 976 | 2262 |
| 28 | Ibarapa Polytechnic, Eruwa | Oyo | 0 | 0 | 301 | 281 | 319 | 188 | 0 | 0 | 73 | 113 | 0 | 0 | 0 | 0 | 693 | 582 | 1275 |
| 29 | The Ibadan Polytechnic, Ibadan | Oyo | 0 | 0 | 2372 | 1415 | 1839 | 1307 | 589 | 512 | 1521 | 1204 | 1535 | 1149 | 336 | 237 | 8192 | 5824 | 14016 |
| 30 | Plateau State Polytechnic, B/ladi | Plateau | 0 | 0 | 948 | 509 | 1049 | 569 | 0 | 0 | 911 | 503 | 655 | 370 | 0 | 0 | 3563 | 1951 | 5514 |
| 31 | Ken Saro-Wiwa Polytechnic, Bori | Rivers | 0 | 0 | 546 | 411 | 509 | 454 | 0 | 0 | 597 | 366 | 560 | 394 | 0 | 0 | 2212 | 1625 | 3837 |
| 32 | Rivers State College of Arts and Science, Port Harcourt | Rivers | 0 | 0 | 311 | 206 | 234 | 164 | 0 | 0 | 22 | 45 | 18 | 36 | 0 | 0 | 585 | 451 | 1036 |
| 33 | Sokoto State Polytechnic, Sokoto | Sokoto | 0 | 0 | 613 | 287 | 630 | 271 | 0 | 0 | 431 | 136 | 433 | 141 | 0 | 0 | 2107 | 835 | 2942 |
| 34 | Mai Idris Alooma Polytechnic, Geidam | Yobe | 0 | 0 | 85 | 43 | 87 | 51 | 0 | 0 | 0 | 0 | 0 | 0 | 0 | 0 | 172 | 94 | 266 |
| 35 | Abdu Gusau Polytechnic, Talata Mafara | Zamfara | 0 | 0 | 520 | 144 | 303 | 149 | 0 | 0 | 170 | 97 | 181 | 107 | 0 | 0 | 1174 | 497 | 1671 |
| 36 | Zamfara State College of Arts and Science, Gusau | Zamfara | 0 | 0 | 27 | 4 | 25 | 2 | 0 | 0 | 0 | 0 | 0 | 0 | 0 | 0 | 52 | 6 | 58 |
| Total | | | 466 | 196 | 22963 | 16282 | 23151 | 13943 | 793 | 702 | 14697 | 10407 | 13420 | 10095 | 482 | 372 | 75972 | 51997 | 127969 |

Table 5. 104: Private Polytechnic Enrolment Summary by Institutions: 2016/2017

| S/No. | Institution | Location | ND 1 | | ND 2 | | HND 1 | | HND 2 | | Total | | |
|--------------|--|-------------|-------------|-------------|-------------|-------------|-------------|-------------|-------------|-------------|-------------|-------------|--------------|
| | | | M | F | M | F | M | F | M | F | M | F | MF |
| 1 | Al-Hikma Polytechnic, Karu | Niger | 14 | 5 | 0 | 0 | 0 | 0 | 0 | 0 | 14 | 5 | 19 |
| 2 | Best Solution Polytechnic, Akure | Ondo | 111 | 100 | 0 | 0 | 0 | 0 | 0 | 0 | 111 | 100 | 211 |
| 3 | Calvary Polytechnic, Owo-Oyibu | Delta | 5 | 2 | 0 | 0 | 0 | 0 | 0 | 0 | 5 | 2 | 7 |
| 4 | College of Technology, Iresi | Osun | 30 | 37 | 29 | 25 | 0 | 0 | 0 | 0 | 59 | 62 | 121 |
| 5 | Covenant Polytechnic, Aba | Abia | 98 | 56 | 114 | 77 | 73 | 19 | 45 | 25 | 330 | 177 | 507 |
| 6 | Crown Polytechnic, Ado-Ekiti | Ekiti | 542 | 420 | 513 | 459 | 198 | 157 | 222 | 174 | 1475 | 1210 | 2685 |
| 7 | Dorben Polytechnic, Abuja | FCT | 62 | 41 | 70 | 44 | 89 | 84 | 78 | 78 | 299 | 247 | 546 |
| 8 | Fidei Polytechnic, Gboko | Benue | 298 | 185 | 294 | 214 | 146 | 129 | 164 | 189 | 902 | 717 | 1619 |
| 9 | Grace Polytechnic, Surulere-lagos | Lagos | 51 | 33 | 59 | 47 | 15 | 14 | 15 | 9 | 140 | 103 | 243 |
| 10 | Heritage Polytechnic, Ikot Udo, Eket | Akwa Ibom | 358 | 316 | 260 | 277 | 441 | 293 | 428 | 297 | 1487 | 1183 | 2670 |
| 11 | Ibadan City Polytechnic, Dugbe | Oyo | 52 | 29 | 46 | 41 | 0 | 0 | 0 | 0 | 98 | 70 | 168 |
| 12 | Igbajo Polytechnic, Igbajo | Osun | 54 | 84 | 88 | 102 | 69 | 28 | 26 | 47 | 237 | 261 | 498 |
| 13 | Interlink Polytechnic, Ijebu-Jesa | Osun | 130 | 94 | 113 | 103 | 52 | 50 | 43 | 58 | 338 | 305 | 643 |
| 14 | Kings Polytechnic, Ubajaja | Edo | 41 | 62 | 52 | 56 | 0 | 0 | 0 | 0 | 93 | 118 | 211 |
| 15 | Lagos City Polytechnic, Ikeja | Lagos | 115 | 78 | 150 | 133 | 98 | 90 | 114 | 129 | 477 | 430 | 907 |
| 16 | Lens Polytechnic, Offa | Kwara | 168 | 124 | 20 | 15 | 0 | 0 | 0 | 0 | 188 | 139 | 327 |
| 17 | Lighthouse Polytechnic, Benin | Edo | 66 | 64 | 44 | 71 | 19 | 6 | 12 | 13 | 141 | 154 | 295 |
| 18 | Nacabs Polytechnic, Akwanga | Nasarawa | 86 | 66 | 80 | 66 | 0 | 0 | 0 | 0 | 166 | 132 | 298 |
| 19 | Nogak Polytechnic, Ikom, Cross River State | Cross River | 82 | 61 | 75 | 54 | 0 | 0 | 0 | 0 | 157 | 115 | 272 |
| 20 | Our Saviour Institute of Technology, Emene-Enugu | Enugu | 172 | 197 | 167 | 200 | 152 | 241 | 145 | 222 | 636 | 860 | 1496 |
| 21 | Prime Polytechnic, Jidda-Bassa | Kogi | 48 | 33 | 42 | 27 | 0 | 0 | 0 | 0 | 90 | 60 | 150 |
| 22 | Ronik Polytechnic, Lagos | Lagos | 60 | 56 | 75 | 45 | 13 | 15 | 19 | 17 | 167 | 133 | 300 |
| 23 | Shaka Polytechnic, Benin City | Edo | 70 | 35 | 67 | 41 | 0 | 0 | 0 | 0 | 137 | 76 | 213 |
| 24 | St. Mary Polytechnic, Kwamba | Niger | 1 | 1 | 27 | 9 | 0 | 0 | 0 | 0 | 28 | 10 | 38 |
| 25 | Sure foundation Polytechnic, Ikot-Akai | Akwa Ibom | 130 | 71 | 0 | 0 | 0 | 0 | 0 | 0 | 130 | 71 | 201 |
| 26 | Templegate Polytechnic, Aba | Abia | 308 | 188 | 215 | 144 | 140 | 125 | 81 | 61 | 744 | 518 | 1262 |
| 27 | The Polytechnic, Igbo-Owu | Kwara | 34 | 12 | 36 | 16 | 0 | 0 | 0 | 0 | 70 | 28 | 98 |
| 28 | The Polytechnic, Ile-ife | Osun | 94 | 55 | 98 | 53 | 83 | 40 | 72 | 41 | 347 | 189 | 536 |
| 29 | The Polytechnic, Imesi-Ile | Osun | 67 | 46 | 67 | 46 | 0 | 0 | 0 | 0 | 134 | 92 | 226 |
| 30 | Trinity Polytechnic, Uyo | Akwa Ibom | 218 | 112 | 0 | 0 | 0 | 0 | 0 | 0 | 218 | 112 | 330 |
| 31 | Uyo City Polytechnic, Uyo | Akwa Ibom | 77 | 52 | 118 | 96 | 0 | 0 | 0 | 0 | 195 | 148 | 343 |
| 32 | Valley View Polytechnic, Ohafia | Abia | 11 | 6 | 8 | 7 | 0 | 0 | 0 | 0 | 19 | 13 | 32 |
| 33 | Wolex Polytechnic, Ikeja - Lagos | Osun | 125 | 107 | 85 | 89 | 38 | 47 | 21 | 50 | 269 | 293 | 562 |
| Total | | | 3778 | 2828 | 3012 | 2557 | 1626 | 1338 | 1485 | 1410 | 9901 | 8133 | 18034 |

Table 5. 105: Enrolment by Ownership and Gender: 2016/2017

| INSTITUTION | M | F | MF |
|----------------|--------|-------|--------|
| FEDERAL | 108265 | 82891 | 191156 |
| STATE | 75972 | 51997 | 127969 |
| PRIVATE | 9901 | 8133 | 18034 |

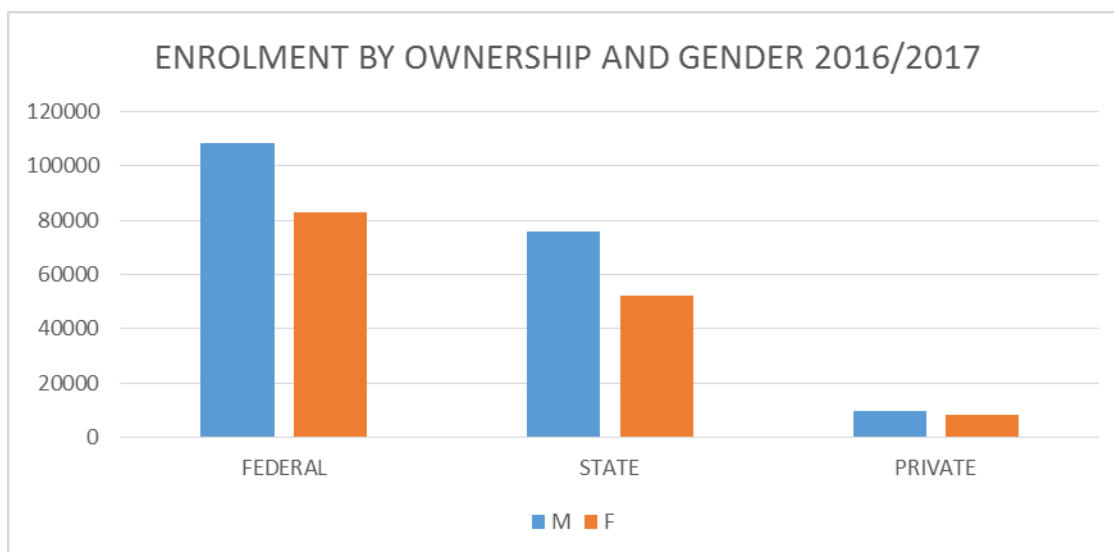


Figure 5. 10: Enrolment by Ownership and Gender: 2016/2017

Table 5. 106: Polytechnic Full-Time Enrolment Summary by Programs: 2016/2017

| Program | Pre-ND | | ND 1 | | ND 2 | | HND 1 | | HND 2 | | Total | | |
|--|--------|----|------|------|------|------|-------|------|-------|------|-------|-------|-------|
| | M | F | M | F | M | F | M | F | M | F | M | F | MF |
| Accountancy | 72 | 30 | 3345 | 2897 | 2954 | 2615 | 2702 | 2618 | 2609 | 2470 | 11682 | 10630 | 22312 |
| Agric & Bio-Env Engr. Tech.(Soil & Water) | 0 | 0 | 61 | 11 | 74 | 23 | 122 | 24 | 67 | 9 | 324 | 67 | 391 |
| Agricultural Bio-Environmental Engineering | 0 | 0 | 255 | 102 | 395 | 130 | 187 | 72 | 176 | 86 | 1013 | 390 | 1403 |
| Agricultural Engineering (Farm Power Machine) | 0 | 0 | 0 | 0 | 0 | 0 | 145 | 13 | 93 | 14 | 238 | 27 | 265 |
| Agricultural Engineering Technology | 2 | 1 | 369 | 97 | 374 | 103 | 124 | 40 | 117 | 35 | 986 | 276 | 1262 |
| Agricultural Extension & Management | 0 | 0 | 0 | 0 | 0 | 0 | 158 | 85 | 107 | 67 | 265 | 152 | 417 |
| Agricultural Technology (General Agriculture) | 5 | 0 | 435 | 201 | 430 | 216 | 21 | 0 | 15 | 36 | 906 | 453 | 1359 |
| Agricultural Technology (Post Harvest) | 0 | 0 | 0 | 0 | 0 | 0 | 15 | 9 | 18 | 6 | 33 | 15 | 48 |
| Aircraft Engineering (Airframe and Power Plant) | 0 | 0 | 0 | 0 | 0 | 0 | 41 | 5 | 23 | 5 | 64 | 10 | 74 |
| Aircraft Engineering (Avionics) | 0 | 0 | 0 | 0 | 0 | 0 | 17 | 1 | 14 | 3 | 31 | 4 | 35 |
| Aircraft Engineering Technology | 0 | 0 | 77 | 5 | 160 | 3 | 0 | 0 | 0 | 0 | 237 | 8 | 245 |
| Animal Health & Production Tech. | 0 | 0 | 132 | 28 | 108 | 33 | 0 | 0 | 0 | 0 | 240 | 61 | 301 |
| Animal Health Technology | 2 | 1 | 156 | 38 | 135 | 47 | 19 | 14 | 21 | 12 | 333 | 112 | 445 |
| Animal Production Technology | 0 | 0 | 0 | 0 | 0 | 0 | 57 | 35 | 46 | 32 | 103 | 67 | 170 |
| Architectural Technology | 24 | 11 | 1739 | 240 | 1637 | 171 | 903 | 205 | 851 | 155 | 5154 | 782 | 5936 |
| Art & Industrial Design (Painting) | 0 | 0 | 0 | 0 | 0 | 0 | 39 | 14 | 46 | 20 | 85 | 34 | 119 |
| Art & Industrial Design (Photography) | 0 | 0 | 3 | 10 | 0 | 0 | 0 | 0 | 0 | 0 | 3 | 10 | 13 |
| Art & Industrial Design (Sculpture) | 0 | 0 | 0 | 0 | 0 | 0 | 29 | 4 | 35 | 1 | 64 | 5 | 69 |
| Art and Industrial Design | 0 | 0 | 319 | 162 | 337 | 153 | 42 | 25 | 37 | 10 | 735 | 350 | 1085 |
| Art and Industrial Design (Ceramics) | 0 | 0 | 0 | 0 | 0 | 0 | 4 | 5 | 6 | 0 | 10 | 5 | 15 |
| Art and Industrial Design (Graphics) | 0 | 0 | 0 | 0 | 0 | 0 | 77 | 29 | 55 | 27 | 132 | 56 | 188 |
| Art and Industrial Design (Textile) | 0 | 0 | 0 | 0 | 0 | 0 | 25 | 50 | 21 | 31 | 46 | 81 | 127 |
| Banking and Finance | 5 | 4 | 1467 | 1196 | 1554 | 1373 | 1100 | 1291 | 1085 | 1175 | 5211 | 5039 | 10250 |
| Bilingual Secretarial Studies | 0 | 0 | 0 | 0 | 0 | 0 | 1 | 8 | 3 | 14 | 4 | 22 | 26 |
| Building Technology | 18 | 0 | 1615 | 199 | 1649 | 179 | 1056 | 189 | 933 | 204 | 5271 | 771 | 6042 |
| Business Administration & Management | 45 | 10 | 3758 | 3070 | 3416 | 3090 | 2638 | 2695 | 2430 | 2454 | 12287 | 11319 | 23606 |
| Cartography & Geographical Information Science | 0 | 0 | 35 | 12 | 0 | 0 | 22 | 11 | 0 | 0 | 57 | 23 | 80 |
| Ceramic Technology | 0 | 0 | 20 | 17 | 27 | 19 | 5 | 4 | 1 | 0 | 53 | 40 | 93 |
| Ceramics | 0 | 0 | 0 | 0 | 0 | 0 | 22 | 5 | 24 | 9 | 46 | 14 | 60 |
| Chemical Engineering Technology | 0 | 0 | 692 | 263 | 755 | 190 | 221 | 105 | 145 | 98 | 1813 | 656 | 2469 |
| Civil Engineering Technology | 31 | 2 | 2662 | 1853 | 2676 | 333 | 1334 | 184 | 1178 | 147 | 7881 | 2519 | 10400 |
| Civil Engineering Technology (Soil and Water Engr) | 0 | 0 | 0 | 0 | 0 | 0 | 84 | 3 | 36 | 3 | 120 | 6 | 126 |
| Civil Engineering Technology (Structures Eng) | 0 | 0 | 0 | 0 | 0 | 0 | 49 | 5 | 37 | 8 | 86 | 13 | 99 |
| Civil Engineering Technology (Transportation) | 0 | 0 | 0 | 0 | 0 | 0 | 76 | 14 | 101 | 17 | 177 | 31 | 208 |
| Computer Engineering Technology | 3 | 2 | 1595 | 351 | 1328 | 304 | 537 | 185 | 453 | 144 | 3916 | 986 | 4902 |
| Computer Science | 62 | 29 | 3645 | 1866 | 3432 | 1672 | 2331 | 1567 | 2003 | 1484 | 11473 | 6618 | 18091 |
| Cooperative Economics & Management | 0 | 0 | 345 | 291 | 207 | 246 | 163 | 189 | 138 | 179 | 853 | 905 | 1758 |
| Crop Production Technology | 0 | 0 | 0 | 0 | 0 | 0 | 38 | 28 | 23 | 22 | 61 | 50 | 111 |
| Electrical Electronic (Instrumentation) | 0 | 0 | 0 | 0 | 0 | 0 | 29 | 3 | 28 | 2 | 57 | 5 | 62 |
| Electrical Installation & Maintenance Works | 0 | 0 | 0 | 0 | 11 | | 0 | 0 | 0 | 0 | 11 | 0 | 11 |
| Electrical/Electronics (Electronics & Telecoms) | 0 | 0 | 0 | 0 | 0 | 0 | 337 | 46 | 301 | 32 | 638 | 78 | 716 |
| Electrical/Electronic Engineering | 32 | 1 | 3908 | 414 | 3703 | 391 | 1738 | 143 | 1788 | 180 | 11169 | 1129 | 12298 |
| Electrical/Electronics(Power Option) | 0 | 0 | 0 | 0 | 0 | 0 | 522 | 44 | 310 | 41 | 832 | 85 | 917 |
| Environmental Health Technology | 0 | 0 | 0 | 0 | 0 | 0 | 30 | 25 | 14 | 8 | 44 | 33 | 77 |
| Estate Management | 52 | 33 | 1445 | 716 | 1355 | 726 | 1136 | 833 | 1013 | 711 | 5001 | 3019 | 8020 |
| Explosive Ordinance Technology | 0 | 0 | 3 | | 9 | | 0 | 0 | 0 | 0 | 12 | 0 | 12 |
| Fashion Design & Clothing Tech | 0 | 0 | 130 | 275 | 134 | 322 | 38 | 116 | 28 | 95 | 330 | 808 | 1138 |
| Fisheries Technology | 0 | 0 | 130 | 108 | 139 | 92 | 99 | 106 | 55 | 61 | 423 | 367 | 790 |
| Food Technology | 0 | 2 | 324 | 963 | 301 | 901 | 145 | 617 | 103 | 420 | 873 | 2903 | 3776 |
| Forestry Technology | 0 | 0 | 58 | 20 | 65 | 16 | 17 | 12 | 10 | 8 | 150 | 56 | 206 |
| Foundry Technology | 0 | 0 | 64 | 22 | 94 | 24 | 36 | 6 | 9 | 2 | 203 | 54 | 257 |
| Geological Technology | 6 | 1 | 96 | 63 | 81 | 65 | 46 | 54 | 52 | 53 | 281 | 236 | 517 |
| Glass Technology | 0 | 0 | 33 | 13 | 20 | 21 | 14 | 13 | 5 | 5 | 72 | 52 | 124 |
| Graphic Arts | 0 | 0 | 28 | 32 | 33 | 27 | 50 | 56 | 46 | 46 | 157 | 161 | 318 |
| Home & Rural Economics | 0 | 0 | 0 | 9 | 3 | 7 | 0 | 0 | 0 | 0 | 3 | 16 | 19 |
| Horticulture & Landscape Tech | 0 | 0 | 15 | 14 | 16 | 44 | 7 | 2 | 6 | 3 | 44 | 63 | 107 |
| Hospitality Management | 13 | 10 | 273 | 786 | 248 | 844 | 159 | 621 | 103 | 450 | 796 | 2711 | 3507 |
| Human Resources Mgt | 0 | 0 | 7 | 39 | 16 | 44 | 145 | 119 | 156 | 142 | 324 | 344 | 668 |
| Industrial Maintenance Engineering Technology | 0 | 0 | 88 | 26 | 84 | 9 | 52 | 13 | 52 | 12 | 276 | 60 | 336 |
| Industrial Safety & Environmental Engineering Tech | 0 | 0 | 153 | 30 | 87 | 10 | 0 | 0 | 0 | 0 | 240 | 40 | 280 |
| Insurance | 0 | 0 | 212 | 250 | 210 | 234 | 161 | 200 | 202 | 203 | 785 | 887 | 1672 |
| Labour and Industrial Relations | 0 | 0 | 20 | 10 | 22 | 8 | 0 | 0 | 0 | 0 | 42 | 18 | 60 |

| | | | | | | | | | | | | | |
|---|------------|------------|--------------|--------------|--------------|--------------|--------------|--------------|--------------|--------------|---------------|---------------|---------------|
| Leisure & Tourism Management | 4 | 1 | 215 | 191 | 183 | 167 | 116 | 109 | 83 | 78 | 601 | 546 | 1147 |
| Library & Information Science | 5 | 2 | 577 | 434 | 552 | 487 | 236 | 254 | 210 | 287 | 1580 | 1464 | 3044 |
| Local Government Studies | 10 | 0 | 412 | 206 | 325 | 178 | 138 | 107 | 110 | 67 | 995 | 558 | 1553 |
| Marine Engineering Technology | 0 | 0 | 22 | 2 | 13 | 0 | 0 | 0 | 0 | 0 | 35 | 2 | 37 |
| Marketing | 1 | 3 | 637 | 629 | 834 | 881 | 999 | 1067 | 1036 | 1045 | 3507 | 3625 | 7132 |
| Mass Communication | 20 | 21 | 1387 | 1959 | 1253 | 1809 | 856 | 1521 | 762 | 1367 | 4278 | 6677 | 10955 |
| Mechanical Engineering (Auto) | 0 | 0 | 0 | 0 | 0 | 0 | 61 | 7 | 73 | 1 | 134 | 8 | 142 |
| Mechanical Engineering (Plant Engineering) | 0 | 0 | 0 | 0 | 0 | 0 | 313 | 12 | 209 | 9 | 522 | 21 | 543 |
| Mechanical Engineering (Production Engineering) | 0 | 0 | 0 | 0 | 0 | 0 | 160 | 9 | 153 | 9 | 313 | 18 | 331 |
| Mechanical Engineering Technology | 26 | 1 | 2408 | 204 | 2412 | 221 | 1208 | 113 | 1157 | 133 | 7211 | 672 | 7883 |
| Mechatronics | 0 | 0 | 111 | 6 | 123 | 8 | 0 | 0 | 0 | 0 | 234 | 14 | 248 |
| Metallurgy | 0 | 0 | 224 | 50 | 225 | 47 | 74 | 9 | 82 | 7 | 605 | 113 | 718 |
| Mineral & Petroleum Res. Engr. (Mineral Processing) | 0 | 0 | 0 | 0 | 0 | 0 | 26 | 9 | 24 | 3 | 50 | 12 | 62 |
| Mineral & Petroleum Res. Engr. (Mining) | 0 | 0 | 0 | 0 | 0 | 0 | 42 | 8 | 42 | 5 | 84 | 13 | 97 |
| Mineral & Petroleum Resources Engineering | 0 | 0 | 265 | 56 | 135 | 18 | 0 | 0 | 0 | 0 | 400 | 74 | 474 |
| Mineral Resources Engineering Technology | 0 | 0 | 185 | 56 | 386 | 114 | 84 | 30 | 94 | 35 | 749 | 235 | 984 |
| Music Technology | 0 | 0 | 75 | 25 | 58 | 28 | 31 | 29 | 31 | 25 | 195 | 107 | 302 |
| Nutrition and Dietetics | 4 | 9 | 229 | 524 | 217 | 455 | 34 | 77 | 25 | 72 | 509 | 1137 | 1646 |
| Office Technology & Management | 15 | 20 | 1233 | 1641 | 1269 | 1704 | 740 | 1361 | 758 | 1269 | 4015 | 5995 | 10010 |
| Optometry | 0 | 0 | 12 | 48 | 9 | 25 | 0 | 0 | 0 | 0 | 21 | 73 | 94 |
| Painting and Decorating | 0 | 0 | 35 | 5 | 81 | 36 | 43 | 4 | 16 | 11 | 175 | 56 | 231 |
| Pest Management Technology | 0 | 0 | 0 | 0 | 0 | 0 | 18 | 9 | 15 | 6 | 33 | 15 | 48 |
| Petroleum Engineering Technology | 0 | 0 | 27 | 6 | 26 | 8 | 0 | 0 | 0 | 0 | 53 | 14 | 67 |
| Pharmaceutical Technology | 0 | 0 | 32 | 58 | 44 | 47 | 0 | 0 | 0 | 0 | 76 | 105 | 181 |
| Photogrammetry & Remote Sensing | 0 | 0 | 415 | 86 | 0 | 0 | 0 | 0 | 0 | 0 | 415 | 86 | 501 |
| Polymer Technology | 0 | 0 | 51 | 21 | 90 | 82 | 51 | 36 | 47 | 32 | 239 | 171 | 410 |
| Printing Technology | 0 | 0 | 209 | 78 | 112 | 60 | 75 | 33 | 62 | 29 | 458 | 200 | 658 |
| Printing Technology (Book Publishing) | 0 | 0 | 0 | 0 | 0 | 0 | 10 | 9 | 5 | 8 | 15 | 17 | 32 |
| Production & Operation Management | 0 | 0 | 0 | 0 | 0 | 0 | 380 | 285 | 83 | 63 | 463 | 348 | 811 |
| Public Administration | 52 | 26 | 2413 | 1572 | 2048 | 1415 | 1292 | 1021 | 1062 | 804 | 6867 | 4838 | 11705 |
| Purchasing and Supply | 0 | 0 | 234 | 147 | 192 | 140 | 232 | 214 | 137 | 152 | 795 | 653 | 1448 |
| Quantity Survey | 22 | 9 | 1133 | 342 | 1195 | 391 | 711 | 345 | 653 | 316 | 3714 | 1403 | 5117 |
| Science Lab. Technology (Environmental Biology) | 0 | 0 | 71 | 174 | 95 | 140 | 83 | 161 | 68 | 125 | 317 | 600 | 917 |
| Science Laboratory Tech (Biochemistry) | 0 | 0 | 0 | 0 | 0 | 0 | 189 | 259 | 153 | 226 | 342 | 485 | 827 |
| Science Laboratory Tech (Biology) | 0 | 0 | 0 | 0 | 0 | 0 | 31 | 96 | 12 | 79 | 43 | 175 | 218 |
| Science Laboratory Tech (Biology/Microbiology) | 0 | 0 | 0 | 0 | 0 | 0 | 200 | 355 | 145 | 293 | 345 | 648 | 993 |
| Science Laboratory Tech (Chemistry) | 0 | 0 | 0 | 0 | 0 | 0 | 183 | 205 | 167 | 208 | 350 | 413 | 763 |
| Science Laboratory Tech (Chemistry/Biochemistry) | 0 | 0 | 0 | 0 | 0 | 0 | 156 | 201 | 94 | 143 | 250 | 344 | 594 |
| Science Laboratory Tech(Biochemistry/Microbiology) | 0 | 0 | 0 | 0 | 0 | 0 | 9 | 49 | 15 | 41 | 24 | 90 | 114 |
| Science Laboratory Technology | 63 | 61 | 2874 | 3369 | 2407 | 2871 | 625 | 1107 | 720 | 1048 | 6689 | 8456 | 15145 |
| Science Laboratory Technology (Microbiology) | 0 | 0 | 0 | 0 | 0 | 0 | 274 | 412 | 225 | 428 | 499 | 840 | 1339 |
| Science Laboratory Technology(Physics/Electronics) | 0 | 0 | 0 | 0 | 0 | 0 | 281 | 301 | 219 | 185 | 500 | 486 | 986 |
| Social Development | 10 | 2 | 282 | 253 | 320 | 188 | 79 | 53 | 45 | 12 | 736 | 508 | 1244 |
| Social Development (Community Development) | 0 | 0 | 0 | 0 | 0 | 0 | 15 | 22 | 9 | 16 | 24 | 38 | 62 |
| Social Development (Social Welfare) | 0 | 0 | 0 | 0 | 0 | 0 | 13 | 7 | 8 | 11 | 21 | 18 | 39 |
| Social Development (Youth & Sports) | 0 | 0 | 0 | 0 | 0 | 0 | 87 | 73 | 17 | 5 | 104 | 78 | 182 |
| Soil Science & Technology | 0 | 0 | 0 | 0 | 0 | 0 | 14 | 10 | 11 | 14 | 25 | 24 | 49 |
| Statistics | 11 | 4 | 1622 | 960 | 1445 | 994 | 1120 | 819 | 994 | 712 | 5192 | 3489 | 8681 |
| Surveying & Geo-Informatics | 6 | 0 | 813 | 247 | 853 | 211 | 446 | 120 | 482 | 150 | 2600 | 728 | 3328 |
| Taxation | 11 | 0 | 58 | 63 | 31 | 57 | 0 | 0 | 0 | 0 | 100 | 120 | 220 |
| Textile Technology | 0 | 0 | 188 | 90 | 105 | 81 | 15 | 15 | 14 | 16 | 322 | 202 | 524 |
| Urban and Regional Planning | 17 | 2 | 845 | 277 | 830 | 274 | 617 | 294 | 557 | 255 | 2866 | 1102 | 3968 |
| Welding & Fabrication Engineering Technology | 20 | 0 | 226 | 18 | 211 | 40 | 36 | 21 | 32 | 11 | 525 | 90 | 615 |
| Total | 669 | 298 | 49232 | 30496 | 46358 | 27862 | 31568 | 24018 | 28144 | 21262 | 155971 | 103936 | 259907 |

Table 5. 107: Polytechnic Part-Time Enrolment Summary by Programs: 2016/2017

| S/No | Program | ND 1 | | ND 2 | | ND 3 | | HND 1 | | HND 2 | | HND 3 | | Total | | |
|--------------|--|--------------|--------------|--------------|--------------|-------------|-------------|-------------|-------------|-------------|-------------|-------------|-------------|--------------|--------------|--------------|
| | | M | F | M | F | M | F | M | F | M | F | M | F | M | F | MF |
| 1 | Accountancy | 1040 | 1290 | 1115 | 1319 | 689 | 867 | 699 | 719 | 832 | 802 | 346 | 362 | 4721 | 5359 | 10080 |
| 2 | Agricultural Bio-Environmental Engineering | 16 | 9 | 23 | 15 | 0 | 0 | 0 | 0 | 0 | 0 | 0 | 0 | 39 | 24 | 63 |
| 3 | Agricultural Technology (General Agriculture) | 40 | 4 | 33 | 4 | 0 | 0 | 0 | 0 | 0 | 0 | 0 | 0 | 73 | 8 | 81 |
| 4 | Architectural Technology | 57 | 6 | 69 | 3 | 0 | 0 | 38 | 3 | 37 | 3 | 0 | 0 | 201 | 15 | 216 |
| 5 | Art and Industrial Design | 49 | 20 | 35 | 9 | 37 | 5 | 0 | 0 | 0 | 0 | 0 | 0 | 121 | 34 | 155 |
| 6 | Banking and Finance | 465 | 674 | 480 | 619 | 302 | 447 | 253 | 294 | 319 | 359 | 104 | 149 | 1923 | 2542 | 4465 |
| 7 | Building Technology | 175 | 25 | 267 | 25 | 129 | 10 | 101 | 5 | 60 | 23 | 19 | 1 | 751 | 89 | 840 |
| 8 | Business Administration & Management | 2126 | 2518 | 2563 | 1877 | 1331 | 1814 | 1019 | 1039 | 996 | 1357 | 360 | 408 | 8395 | 9013 | 17408 |
| 9 | Chemical Engineering Technology | 16 | 7 | 28 | 11 | 0 | 0 | 8 | 4 | 16 | 8 | 0 | 0 | 68 | 30 | 98 |
| 10 | Civil Engineering Technology | 659 | 79 | 588 | 91 | 485 | 47 | 226 | 30 | 287 | 43 | 96 | 5 | 2341 | 295 | 2636 |
| 11 | Computer Engineering Technology | 217 | 39 | 230 | 60 | 168 | 18 | 75 | 11 | 124 | 30 | 0 | 0 | 814 | 158 | 972 |
| 12 | Computer Science | 1054 | 663 | 1048 | 822 | 702 | 443 | 476 | 300 | 443 | 303 | 151 | 105 | 3874 | 2636 | 6510 |
| 13 | Cooperative Economics & Management | 26 | 70 | 23 | 67 | 0 | 3 | 0 | 1 | 3 | 4 | 0 | 0 | 52 | 145 | 197 |
| 14 | Electrical Installation & Maintenance Works | 0 | 0 | 1 | 0 | 0 | 0 | 0 | 0 | 0 | 0 | 0 | 0 | 1 | 0 | 1 |
| 15 | Electrical/Electronic Engineering | 825 | 59 | 810 | 65 | 592 | 28 | 342 | 24 | 331 | 44 | 180 | 9 | 3080 | 229 | 3309 |
| 16 | Estate Management | 247 | 176 | 220 | 129 | 177 | 83 | 91 | 54 | 60 | 29 | 12 | 5 | 807 | 476 | 1283 |
| 17 | Fashion Design & Clothing Tech | 43 | 120 | 26 | 99 | 15 | 55 | 0 | 0 | 0 | 0 | 0 | 0 | 84 | 274 | 358 |
| 18 | Fisheries Technology | 3 | 11 | 0 | 0 | 0 | 0 | 0 | 0 | 0 | 0 | 0 | 0 | 3 | 11 | 14 |
| 19 | Food Technology | 103 | 247 | 111 | 252 | 27 | 94 | 6 | 17 | 9 | 20 | 3 | 5 | 259 | 635 | 894 |
| 20 | Geological Technology | 0 | 0 | 0 | 0 | 0 | 0 | 22 | 35 | 21 | 28 | 0 | 0 | 43 | 63 | 106 |
| 21 | Hospitality Management | 38 | 235 | 68 | 254 | 64 | 263 | 48 | 63 | 18 | 65 | 0 | 0 | 236 | 880 | 1116 |
| 22 | Industrial Maintenance Engineering Technology | 16 | 2 | 11 | 0 | 25 | 2 | 6 | 0 | 5 | 0 | 6 | 1 | 69 | 5 | 74 |
| 23 | Insurance | 84 | 81 | 65 | 48 | 24 | 22 | 27 | 23 | 40 | 20 | 8 | 10 | 248 | 204 | 452 |
| 24 | Leisure & Tourism Management | 0 | 0 | 0 | 0 | 0 | 0 | 10 | 19 | 2 | 11 | 0 | 0 | 12 | 30 | 42 |
| 25 | Library & Information Science | 105 | 137 | 77 | 105 | 36 | 29 | 37 | 50 | 24 | 25 | 0 | 0 | 279 | 346 | 625 |
| 26 | Local Government Studies | 22 | 12 | 13 | 15 | 15 | 20 | 0 | 0 | 0 | 0 | 0 | 0 | 50 | 47 | 97 |
| 27 | Marketing | 291 | 350 | 340 | 460 | 136 | 207 | 96 | 113 | 113 | 147 | 90 | 93 | 1066 | 1370 | 2436 |
| 28 | Mass Communication | 899 | 1562 | 587 | 1113 | 485 | 1127 | 172 | 192 | 87 | 203 | 59 | 127 | 2289 | 4324 | 6613 |
| 29 | Mechanical Engineering Technology | 546 | 26 | 632 | 60 | 433 | 24 | 219 | 12 | 242 | 26 | 97 | 4 | 2169 | 152 | 2321 |
| 30 | Metallurgy | 5 | 1 | 14 | 1 | 8 | 0 | 0 | 0 | 0 | 0 | 0 | 0 | 27 | 2 | 29 |
| 31 | Mineral Resources Engineering Technology | 14 | 3 | 7 | 3 | 0 | 0 | 0 | 0 | 0 | 0 | 0 | 0 | 21 | 6 | 27 |
| 32 | Music Technology | 20 | 16 | 12 | 6 | 15 | 10 | 0 | 0 | 0 | 0 | 0 | 0 | 47 | 32 | 79 |
| 33 | Nutrition and Dietetics | 0 | 0 | 0 | 0 | 0 | 0 | 11 | 46 | 17 | 63 | 0 | 0 | 28 | 109 | 137 |
| 34 | Office Technology & Management | 306 | 629 | 289 | 694 | 195 | 453 | 132 | 234 | 110 | 225 | 44 | 93 | 1076 | 2328 | 3404 |
| 35 | Printing Technology | 11 | 1 | 19 | 3 | 24 | 4 | 0 | 0 | 0 | 0 | 0 | 0 | 54 | 8 | 62 |
| 36 | Public Administration | 788 | 682 | 633 | 539 | 508 | 473 | 145 | 114 | 223 | 179 | 133 | 140 | 2430 | 2127 | 4557 |
| 37 | Purchasing and Supply | 81 | 98 | 42 | 85 | 18 | 11 | 15 | 10 | 32 | 44 | 44 | 33 | 232 | 281 | 513 |
| 38 | Quantity Survey | 109 | 37 | 79 | 23 | 46 | 19 | 10 | 5 | 32 | 28 | 0 | 0 | 276 | 112 | 388 |
| 39 | Science Laboratory Tech (Biochemistry) | 0 | 0 | 0 | 0 | 0 | 0 | 4 | 8 | 9 | 5 | 0 | 0 | 13 | 13 | 26 |
| 40 | Science Laboratory Tech (Biology) | 0 | 0 | 0 | 0 | 0 | 0 | 0 | 0 | 1 | 0 | 0 | 0 | 1 | 0 | 1 |
| 41 | Science Laboratory Tech (Chemistry) | 0 | 0 | 0 | 0 | 0 | 0 | 3 | 5 | 10 | 7 | 0 | 0 | 13 | 12 | 25 |
| 42 | Science Laboratory | 0 | 0 | 0 | 0 | 0 | 0 | 2 | 1 | 0 | 0 | 0 | 0 | 2 | 1 | 3 |
| 43 | Science Laboratory Technology | 586 | 1439 | 613 | 1477 | 437 | 1189 | 127 | 225 | 144 | 232 | 23 | 72 | 1930 | 4634 | 6564 |
| 44 | Science Laboratory Technology (Microbiology) | 0 | 0 | 0 | 0 | 0 | 0 | 34 | 31 | 23 | 19 | 2 | 3 | 59 | 53 | 112 |
| 45 | Science Laboratory Technology(Physics/Electronics) | 0 | 0 | 0 | 0 | 0 | 0 | 2 | 1 | 0 | 0 | 0 | 0 | 2 | 1 | 3 |
| 46 | Statistics | 155 | 153 | 119 | 115 | 50 | 41 | 84 | 109 | 95 | 71 | 12 | 6 | 515 | 495 | 1010 |
| 47 | Surveying & Geo-Informatics | 22 | 20 | 49 | 21 | 20 | 13 | 18 | 31 | 23 | 7 | 0 | 0 | 132 | 92 | 224 |
| 48 | Urban and Regional Planning | 37 | 41 | 20 | 18 | 0 | 0 | 22 | 7 | 0 | 0 | 0 | 0 | 79 | 66 | 145 |
| Total | | 11296 | 11542 | 11359 | 10507 | 7193 | 7821 | 4580 | 3835 | 4788 | 4430 | 1789 | 1631 | 41005 | 39766 | 80771 |

Table 5. 108: Federal Polytechnic Outturn Summary by Institutions: 2016/2017

| Institution | Location | Pre-ND | | | ND | | | HND | | | Total | | |
|---|----------|------------|------------|------------|--------------|--------------|--------------|--------------|--------------|--------------|--------------|--------------|--------------|
| | | M | F | MF | M | F | MF | M | F | MF | M | F | MF |
| AirForce Institute of Technology (AFIT), Kaduna | Kaduna | 0 | 0 | 0 | 404 | 14 | 418 | 239 | 28 | 267 | 643 | 42 | 685 |
| Auchi Polytechnic, Auchi | Edo | 0 | 0 | 0 | 2938 | 2451 | 5389 | 2615 | 2434 | 5049 | 5553 | 4885 | 10438 |
| Federal Polytechnic, Ado Ekiti | Ekiti | 0 | 0 | 0 | 1032 | 712 | 1744 | 764 | 516 | 1280 | 1796 | 1228 | 3024 |
| Federal Polytechnic, Bauchi | Bauchi | 190 | 89 | 279 | 4968 | 2014 | 6982 | 2237 | 1308 | 3545 | 7395 | 3411 | 10806 |
| Federal Polytechnic, Damaturu | Yobe | 0 | 0 | 0 | 260 | 102 | 362 | 171 | 57 | 228 | 431 | 159 | 590 |
| Federal Polytechnic, Ede | Osun | 17 | 23 | 40 | 1254 | 931 | 2185 | 1036 | 858 | 1894 | 2307 | 1812 | 4119 |
| Federal Polytechnic, Idah | Kogi | 0 | 0 | 0 | 767 | 504 | 1271 | 783 | 415 | 1198 | 1550 | 919 | 2469 |
| Federal Polytechnic, Ilaro | Ogun | 0 | 0 | 0 | 460 | 444 | 904 | 365 | 445 | 810 | 825 | 889 | 1714 |
| Federal Polytechnic, Kaura-Namoda | Zamfara | 0 | 0 | 0 | 416 | 257 | 673 | 340 | 271 | 611 | 756 | 528 | 1284 |
| Federal Polytechnic, Mubi | Adamawa | 0 | 0 | 0 | 1526 | 673 | 2199 | 355 | 201 | 556 | 1881 | 874 | 2755 |
| Federal Polytechnic, Nassarawa | Nasarawa | 0 | 0 | 0 | 1430 | 1224 | 2654 | 610 | 410 | 1020 | 2040 | 1634 | 3674 |
| Federal Polytechnic, Nekede | Imo | 0 | 0 | 0 | 1782 | 1763 | 3545 | 675 | 668 | 1343 | 2457 | 2431 | 4888 |
| Federal Polytechnic, Offa | Kwara | 0 | 0 | 0 | 2358 | 2122 | 4480 | 1006 | 701 | 1707 | 3364 | 2823 | 6187 |
| Federal Polytechnic, Oko | Anambra | 0 | 0 | 0 | 644 | 808 | 1452 | 763 | 806 | 1569 | 1407 | 1614 | 3021 |
| Hussaini Adamu Polytechnic, Kazaure | Jigawa | 0 | 0 | 0 | 363 | 80 | 443 | 79 | 25 | 104 | 442 | 105 | 547 |
| Institute of Technology and Environmental Studies, NASME, Makurdi | Benue | 0 | 0 | 0 | 492 | 109 | 601 | 145 | 14 | 159 | 637 | 123 | 760 |
| Kaduna Polytechnic, Kaduna | Kaduna | 0 | 0 | 0 | 2668 | 1334 | 4002 | 1768 | 960 | 2728 | 4436 | 2294 | 6730 |
| Waziri Umaru Polytechnic, Birnin-kebbi | Kebbi | 0 | 0 | 0 | 3283 | 600 | 3883 | 1564 | 554 | 2118 | 4847 | 1154 | 6001 |
| Yaba College of Technology, Yaba | Lagos | 0 | 0 | 0 | 3346 | 3078 | 6424 | 1395 | 1233 | 2628 | 4741 | 4311 | 9052 |
| Total | | 207 | 112 | 319 | 30391 | 19220 | 49611 | 16910 | 11904 | 28814 | 47508 | 31236 | 78744 |

Table 5. 109: State Polytechnic Outturn Summary by Institutions: 2016/2017

| Institution | Location | ND | | | HND | | | Total | | |
|---|-----------|--------------|--------------|--------------|--------------|-------------|--------------|--------------|--------------|--------------|
| | | M | F | MF | M | F | MF | M | F | MF |
| Abdu Gusau Polytechnic, Talata Mafara | Zamfara | 330 | 170 | 500 | 201 | 118 | 319 | 531 | 288 | 819 |
| Abia State Polytechnic, Aba | Abia | 554 | 403 | 957 | 447 | 393 | 840 | 1001 | 796 | 1797 |
| Abraham Adesanya Polytechnic, Ijebu Igbo | Ogun | 238 | 199 | 437 | 67 | 53 | 120 | 305 | 252 | 557 |
| Abubakar Tatari Ali Polytechnic, Bauchi | Bauchi | 266 | 110 | 376 | 0 | 0 | 0 | 266 | 110 | 376 |
| Adamawa State Polytechnic, Yola | Adamawa | 831 | 330 | 1161 | 18 | 4 | 22 | 849 | 334 | 1183 |
| Akwa Ibom State College of Arts and Science, Nung Ukim | Akwa Ibom | 33 | 21 | 54 | 0 | 0 | 0 | 33 | 21 | 54 |
| Akwa Ibom State Polytechnic, Ikot Osurua | Akwa Ibom | 452 | 360 | 812 | 197 | 240 | 437 | 649 | 600 | 1249 |
| Benue State Polytechnic, Ugbokolo | Benue | 1453 | 752 | 2205 | 742 | 443 | 1185 | 2195 | 1195 | 3390 |
| D.S. Adegbenro ICT Polytechnic, Itori-Ewekoro, | Ogun | 361 | 267 | 628 | 0 | 0 | 0 | 361 | 267 | 628 |
| Delta State Polytechnic, Ogwashi-Uku | Delta | 580 | 366 | 946 | 443 | 297 | 740 | 1023 | 663 | 1686 |
| Delta State Polytechnic, Otefe | Delta | 442 | 374 | 816 | 372 | 237 | 609 | 814 | 611 | 1425 |
| Delta State Polytechnic, Ozoro | Delta | 1268 | 1076 | 2344 | 646 | 547 | 1193 | 1914 | 1623 | 3537 |
| Edo State Institute of Technology and Management, Usen | Edo | 95 | 76 | 171 | 10 | 3 | 13 | 105 | 79 | 184 |
| Gateway ICT Polytechnic, Sapade | Ogun | 167 | 172 | 339 | 82 | 92 | 174 | 249 | 264 | 513 |
| Hassan Usman Katsina Polytechnic, Katsina | Katsina | 773 | 214 | 987 | 193 | 35 | 228 | 966 | 249 | 1215 |
| Ibarapa Polytechnic, Eruwa | Oyo | 294 | 190 | 484 | 0 | 0 | 0 | 294 | 190 | 484 |
| Imo State Polytechnic, Umuagwo, Ohaji | Imo | 721 | 729 | 1450 | 600 | 421 | 1021 | 1321 | 1150 | 2471 |
| Institute of Management Technology, Enugu | Enugu | 1006 | 775 | 1781 | 692 | 717 | 1409 | 1698 | 1492 | 3190 |
| Jigawa State Polytechnic, Dutse | Jigawa | 661 | 70 | 731 | 228 | 56 | 284 | 889 | 126 | 1015 |
| Kano State Polytechnic, Kano | Kano | 1066 | 552 | 1618 | 653 | 415 | 1068 | 1719 | 967 | 2686 |
| Ken Saro-Wiwa Polytechnic, Bori | Rivers | 503 | 447 | 950 | 578 | 491 | 1069 | 1081 | 938 | 2019 |
| Kogi State Polytechnic, Lokoja | Kogi | 696 | 462 | 1158 | 384 | 273 | 657 | 1080 | 735 | 1815 |
| Lagos State Polytechnic, Ikorodu | Lagos | 2557 | 1745 | 4302 | 1918 | 1954 | 3872 | 4475 | 3699 | 8174 |
| Mai Idris Alooma Polytechnic, Geidam | Yobe | 82 | 45 | 127 | 0 | 0 | 0 | 82 | 45 | 127 |
| Nasarawa State Polytechnic, Lafia | Nasarawa | 223 | 190 | 413 | 18 | 7 | 25 | 241 | 197 | 438 |
| Ogun State Institute of Technology, Igbesa | Ogun | 463 | 223 | 686 | 155 | 103 | 258 | 618 | 326 | 944 |
| Oke-Ogun Polytechnic, Shaki | Oyo | 0 | 0 | 0 | 31 | 9 | 40 | 31 | 9 | 40 |
| Osun State College of Technology, Esa-Oke | Osun | 567 | 349 | 916 | 561 | 269 | 830 | 1128 | 618 | 1746 |
| Ramat Polytechnic, Maiduguri | Borno | 683 | 145 | 828 | 262 | 70 | 332 | 945 | 215 | 1160 |
| Rivers State College of Arts and Science, Port Harcourt | Rivers | 64 | 55 | 119 | 4 | 5 | 9 | 68 | 60 | 128 |
| Sokoto State Polytechnic, Sokoto | Sokoto | 1215 | 400 | 1615 | 868 | 238 | 1106 | 2083 | 638 | 2721 |
| The Ibadan Polytechnic, Ibadan | Oyo | 4471 | 3682 | 8153 | 2522 | 2102 | 4624 | 6993 | 5784 | 12777 |
| Zamfara State College of Arts and Science, Gusau | Zamfara | 12 | 2 | 14 | 0 | 0 | 0 | 12 | 2 | 14 |
| Allover Central Polytechnic, Otta | Ogun | 34 | 32 | 66 | 33 | 44 | 77 | 67 | 76 | 143 |
| Total | | 23161 | 14983 | 38144 | 12925 | 9636 | 22561 | 36086 | 24619 | 60705 |

Table 5. 110: Private Polytechnic Outturn Summary by Institutions: 2016/2017

| S/No. | Institution | Location | ND | | | HND | | | Total | | |
|--------------|--|-------------|-------------|-------------|-------------|-------------|-------------|-------------|-------------|-------------|-------------|
| | | | M | F | MF | M | F | MF | M | F | MF |
| 1 | Allover Central Polytechnic, Otta | Ogun | 34 | 32 | 66 | 33 | 44 | 77 | 67 | 76 | 143 |
| 2 | College of Technology, Iresi | Osun | 26 | 24 | 50 | 0 | 0 | 0 | 26 | 24 | 50 |
| 3 | Covenant Polytechnic, Aba | Abia | 107 | 69 | 176 | 46 | 22 | 68 | 153 | 91 | 244 |
| 4 | Crown Polytechnic, Ado-Ekiti | Ekiti | 682 | 556 | 1238 | 215 | 153 | 368 | 897 | 709 | 1606 |
| 5 | Dorben Polytechnic, Abuja | FCT | 111 | 115 | 226 | 62 | 76 | 138 | 173 | 191 | 364 |
| 6 | Fidei Polytechnic, Gboko | Benue | 351 | 221 | 572 | 182 | 186 | 368 | 533 | 407 | 940 |
| 7 | Heritage Polytechnic, Ikot Udota, Eket | Akwa Ibom | 200 | 190 | 390 | 368 | 263 | 631 | 568 | 453 | 1021 |
| 8 | Igbajo Polytechnic, Igbajo | Osun | 84 | 97 | 181 | 26 | 46 | 72 | 110 | 143 | 253 |
| 9 | Interlink Polytechnic, Ijebu-Jesa | Osun | 107 | 87 | 194 | 43 | 51 | 94 | 150 | 138 | 288 |
| 10 | Kings Polytechnic, Ubiaja | Edo | 63 | 49 | 112 | 0 | 0 | 0 | 63 | 49 | 112 |
| 11 | Lagos City Polytechnic, Ikeja | Lagos | 151 | 134 | 285 | 144 | 142 | 286 | 295 | 276 | 571 |
| 12 | Lens Polytechnic, Offa | Kwara | 20 | 15 | 35 | 0 | 0 | 0 | 20 | 15 | 35 |
| 13 | Lighthouse Polytechnic, Benin | Edo | 58 | 40 | 98 | 0 | 0 | 0 | 58 | 40 | 98 |
| 14 | Nacabs Polytechnic, Akwanga | Nasarawa | 169 | 136 | 305 | 0 | 0 | 0 | 169 | 136 | 305 |
| 15 | Nogak Polytechnic, Ikom, Cross River State | Cross River | 67 | 57 | 124 | 0 | 0 | 0 | 67 | 57 | 124 |
| 16 | Our Saviour Institute of Technology, Emene-Enugu | Enugu | 146 | 169 | 315 | 115 | 164 | 279 | 261 | 333 | 594 |
| 17 | Prime Polytechnic, Jidda-Bassa | Kogi | 86 | 60 | 146 | 0 | 0 | 0 | 86 | 60 | 146 |
| 18 | Ronik Polytechnic, Lagos | Lagos | 60 | 31 | 91 | 12 | 18 | 30 | 72 | 49 | 121 |
| 19 | Shaka Polytechnic, Benin City | Edo | 144 | 90 | 234 | 0 | 0 | 0 | 144 | 90 | 234 |
| 20 | Templegate Polytechnic, Aba | Abia | 183 | 137 | 320 | 81 | 61 | 142 | 264 | 198 | 462 |
| 21 | The Polytechnic, Ile-ife | Osun | 81 | 61 | 142 | 60 | 42 | 102 | 141 | 103 | 244 |
| 22 | The Polytechnic, Imesi-Ile | Osun | 39 | 39 | 78 | 0 | 0 | 0 | 39 | 39 | 78 |
| 23 | Uyo City Polytechnic, Uyo | Akwa Ibom | 118 | 96 | 214 | 0 | 0 | 0 | 118 | 96 | 214 |
| 24 | Wolox Polytechnic, Ikeja - Lagos | Osun | 70 | 80 | 150 | 27 | 24 | 51 | 97 | 104 | 201 |
| Total | | | 3157 | 2585 | 5742 | 1414 | 1292 | 2706 | 4571 | 3877 | 8448 |

Table 5. 111: Polytechnic Full-Time Outturn Summary by Programs: 2016/2017

| S/No | Program | Pre-ND | | ND | | HND | | Total | | |
|------|--|--------|----|------|------|------|------|-------|------|-------|
| | | M | F | M | F | M | F | M | F | MF |
| 1 | Accountancy | 12 | 10 | 3413 | 2783 | 2578 | 2285 | 6003 | 5078 | 11081 |
| 2 | Agric & Bio-Env Engr. Tech.(Soil & Water) | 0 | 0 | 44 | 4 | 58 | 11 | 102 | 15 | 117 |
| 3 | Agricultural Bio-Environmental Engineering | 0 | 0 | 227 | 89 | 200 | 66 | 427 | 155 | 582 |
| 4 | Agricultural Engineering (Farm Power Machine) | 0 | 0 | 0 | 0 | 90 | 7 | 90 | 7 | 97 |
| 5 | Agricultural Engineering Technology | 2 | 1 | 524 | 95 | 122 | 40 | 648 | 136 | 784 |
| 6 | Agricultural Extension & Management | 0 | 0 | 53 | 2 | 122 | 70 | 175 | 72 | 247 |
| 7 | Agricultural Technology (General Agriculture) | 5 | 0 | 434 | 231 | 0 | 0 | 439 | 231 | 670 |
| 8 | Agricultural Technology (Post Harvest) | 0 | 0 | 0 | 0 | 21 | 5 | 21 | 5 | 26 |
| 9 | Aircraft Engineering (Airframe and Power Plant) | 0 | 0 | 0 | 0 | 81 | 6 | 81 | 6 | 87 |
| 10 | Aircraft Engineering (Avionics) | 0 | 0 | 0 | 0 | 60 | 5 | 60 | 5 | 65 |
| 11 | Aircraft Engineering Technology | 0 | 0 | 277 | 11 | 0 | 0 | 277 | 11 | 288 |
| 12 | Animal Health & Production Tech. | 0 | 0 | 138 | 47 | 0 | 0 | 138 | 47 | 185 |
| 13 | Animal Health Technology | 0 | 0 | 59 | 12 | 37 | 22 | 96 | 34 | 130 |
| 14 | Animal Production Technology | 2 | 1 | 87 | 15 | 52 | 46 | 141 | 62 | 203 |
| 15 | Architectural Technology | 8 | 1 | 1399 | 175 | 738 | 121 | 2145 | 297 | 2442 |
| 16 | Art & Industrial Design (Painting) | 0 | 0 | 0 | 0 | 35 | 19 | 35 | 19 | 54 |
| 17 | Art & Industrial Design (Sculpture) | 0 | 0 | 0 | 0 | 35 | 1 | 35 | 1 | 36 |
| 18 | Art and Industrial Design | 0 | 0 | 240 | 83 | 59 | 16 | 299 | 99 | 398 |
| 19 | Art and Industrial Design (Ceramics) | 0 | 0 | 0 | 0 | 3 | 2 | 3 | 2 | 5 |
| 20 | Art and Industrial Design (Graphics) | 0 | 0 | 0 | 0 | 46 | 18 | 46 | 18 | 64 |
| 21 | Art and Industrial Design (Textile) | 0 | 0 | 0 | 0 | 6 | 28 | 6 | 28 | 34 |
| 22 | Banking and Finance | 5 | 4 | 1671 | 1475 | 1004 | 1133 | 2680 | 2612 | 5292 |
| 23 | Bilingual Secretarial Studies | 0 | 0 | 0 | 0 | 1 | 3 | 1 | 3 | 4 |
| 24 | Building Technology | 8 | 0 | 1724 | 145 | 938 | 119 | 2670 | 264 | 2934 |
| 25 | Business Administration & Management | 15 | 0 | 3710 | 3061 | 2670 | 2448 | 6395 | 5509 | 11904 |
| 26 | Ceramic Technology | 0 | 0 | 56 | 20 | 15 | 9 | 71 | 29 | 100 |
| 27 | Ceramics | 0 | 0 | 0 | 0 | 16 | 12 | 16 | 12 | 28 |
| 28 | Chemical Engineering Technology | 0 | 0 | 467 | 147 | 108 | 61 | 575 | 208 | 783 |
| 29 | Civil Engineering Technology | 7 | 2 | 2584 | 283 | 1313 | 127 | 3904 | 412 | 4316 |
| 30 | Civil Engineering Technology (Soil and Water Engr) | 0 | 0 | 0 | 0 | 10 | 2 | 10 | 2 | 12 |
| 31 | Civil Engineering Technology (Structures Eng) | 0 | 0 | 0 | 0 | 90 | 7 | 90 | 7 | 97 |
| 32 | Civil Engineering Technology (Transportation) | 0 | 0 | 0 | 0 | 35 | 10 | 35 | 10 | 45 |
| 33 | Computer Engineering Technology | 0 | 0 | 1088 | 245 | 375 | 98 | 1463 | 343 | 1806 |
| 34 | Computer Science | 23 | 3 | 3414 | 1785 | 1939 | 1309 | 5376 | 3097 | 8473 |
| 35 | Cooperative Economics & Management | 0 | 0 | 197 | 221 | 148 | 150 | 345 | 371 | 716 |
| 36 | Crop Production Technology | 0 | 0 | 0 | 0 | 39 | 34 | 39 | 34 | 73 |
| 37 | Electrical Electronic (Instrumentation) | 0 | 0 | 0 | 0 | 20 | 2 | 20 | 2 | 22 |

| | | | | | | | | | | |
|-----|--|------------|------------|--------------|--------------|--------------|--------------|--------------|--------------|---------------|
| 38 | Electrical/Electronics (Electronics & Telecoms) | 0 | 0 | 0 | 0 | 327 | 41 | 327 | 41 | 368 |
| 39 | Electrical/Electronics Engineering | 5 | 1 | 3615 | 307 | 1712 | 181 | 5332 | 489 | 5821 |
| 40 | Electrical/Electronics(Power Option) | 0 | 0 | 0 | 0 | 406 | 41 | 406 | 41 | 447 |
| 41 | Environmental Health Technology | 0 | 0 | 0 | 0 | 22 | 7 | 22 | 7 | 29 |
| 42 | Estate Management | 7 | 2 | 1371 | 721 | 1022 | 633 | 2400 | 1356 | 3756 |
| 43 | Fashion Design & Clothing Tech | 0 | 0 | 100 | 306 | 31 | 108 | 131 | 414 | 545 |
| 44 | Fisheries Technology | 0 | 0 | 124 | 99 | 68 | 60 | 192 | 159 | 351 |
| 45 | Food Technology | 0 | 2 | 372 | 845 | 115 | 346 | 487 | 1193 | 1680 |
| 46 | Forestry Technology | 0 | 0 | 74 | 26 | 38 | 79 | 112 | 105 | 217 |
| 47 | Foundry Technology | 0 | 0 | 30 | 9 | 17 | 6 | 47 | 15 | 62 |
| 48 | Geoinformatics | 0 | 0 | 25 | 10 | 0 | 0 | 25 | 10 | 35 |
| 49 | Geological Technology | 0 | 0 | 148 | 53 | 30 | 38 | 178 | 91 | 269 |
| 50 | Glass Technology | 0 | 0 | 3 | 13 | 14 | 5 | 17 | 18 | 35 |
| 51 | Graphic Arts | 0 | 0 | 20 | 11 | 40 | 34 | 60 | 45 | 105 |
| 52 | Home & Rural Economics | 0 | 0 | 0 | 4 | 0 | 0 | 0 | 4 | 4 |
| 53 | Horticulture & Landscape Tech | 0 | 0 | 39 | 46 | 11 | 4 | 50 | 50 | 100 |
| 54 | Hospitality Management | 0 | 1 | 288 | 905 | 148 | 488 | 436 | 1394 | 1830 |
| 55 | Human Resources Mgt | 0 | 0 | 0 | 0 | 78 | 57 | 78 | 57 | 135 |
| 56 | Industrial Maintenance Engineering | 0 | 0 | 55 | 12 | 22 | 6 | 77 | 18 | 95 |
| 57 | Industrial Safety & Environmental | 0 | 0 | 69 | 10 | 0 | 0 | 69 | 10 | 79 |
| 58 | Insurance | 0 | 0 | 253 | 250 | 152 | 200 | 405 | 450 | 855 |
| 59 | Labour and Industrial Relations | 0 | 0 | 14 | 6 | 0 | 0 | 14 | 6 | 20 |
| 60 | Leisure & Tourism Management | 4 | 1 | 169 | 144 | 59 | 74 | 232 | 219 | 451 |
| 61 | Library & Information Science | 5 | 2 | 580 | 530 | 240 | 210 | 825 | 742 | 1567 |
| 62 | Local Government Studies | 0 | 0 | 402 | 154 | 62 | 77 | 464 | 231 | 695 |
| 63 | Marine Engineering Technology | 0 | 0 | 18 | 3 | 0 | 0 | 18 | 3 | 21 |
| 64 | Marketing | 1 | 3 | 877 | 766 | 1005 | 1061 | 1883 | 1830 | 3713 |
| 65 | Mass Communication | 10 | 12 | 1339 | 1820 | 726 | 1216 | 2075 | 3048 | 5123 |
| 66 | Mechanical Engineering (Auto) | 0 | 0 | 88 | 4 | 35 | 0 | 123 | 4 | 127 |
| 67 | Mechanical Engineering (Plant Engineering) | 0 | 0 | 0 | 0 | 206 | 8 | 206 | 8 | 214 |
| 68 | Mechanical Engineering (Production Engineering) | 0 | 0 | 0 | 0 | 97 | 4 | 97 | 4 | 101 |
| 69 | Mechanical Engineering Technology | 5 | 0 | 2195 | 165 | 1138 | 115 | 3338 | 280 | 3618 |
| 70 | Mechatronics | 0 | 0 | 344 | 21 | 13 | 32 | 357 | 53 | 410 |
| 71 | Metallurgy | 0 | 0 | 176 | 40 | 78 | 8 | 254 | 48 | 302 |
| 72 | Mineral & Petroleum Res. Engr. (Mineral | 0 | 0 | 0 | 0 | 8 | 2 | 8 | 2 | 10 |
| 73 | Mineral & Petroleum Res. Engr. (Mining) | 0 | 0 | 0 | 0 | 14 | 2 | 14 | 2 | 16 |
| 74 | Mineral & Petroleum Resources Engineering | 0 | 0 | 75 | 10 | 0 | 0 | 75 | 10 | 85 |
| 75 | Mineral Resources Engineering Technology | 0 | 0 | 217 | 67 | 39 | 6 | 256 | 73 | 329 |
| 76 | Music Technology | 0 | 0 | 90 | 35 | 21 | 10 | 111 | 45 | 156 |
| 77 | Nutrition and Dietetics | 4 | 9 | 250 | 343 | 26 | 70 | 280 | 422 | 702 |
| 78 | Office Technology & Management | 1 | 5 | 1235 | 1669 | 661 | 1128 | 1897 | 2802 | 4699 |
| 79 | Optometry | 0 | 0 | 21 | 44 | 0 | 0 | 21 | 44 | 65 |
| 80 | Painting and Decorating | 0 | 0 | 56 | 26 | 24 | 7 | 80 | 33 | 113 |
| 81 | Pest Management Technology | 0 | 0 | 0 | 0 | 6 | 4 | 6 | 4 | 10 |
| 82 | Pharmaceutical Technology | 0 | 0 | 34 | 47 | 0 | 0 | 34 | 47 | 81 |
| 83 | Polymer Technology | 0 | 0 | 72 | 69 | 44 | 31 | 116 | 100 | 216 |
| 84 | Pre-nd Science | 17 | 23 | 0 | 0 | 0 | 0 | 17 | 23 | 40 |
| 85 | Printing Technology | 0 | 0 | 116 | 86 | 66 | 28 | 182 | 114 | 296 |
| 86 | Printing Technology (Book Publishing) | 0 | 0 | 0 | 0 | 8 | 16 | 8 | 16 | 24 |
| 87 | Production & Operation Management | 0 | 0 | 0 | 0 | 70 | 60 | 70 | 60 | 130 |
| 88 | Public Administration | 22 | 14 | 2275 | 1522 | 1141 | 784 | 3438 | 2320 | 5758 |
| 89 | Purchasing and Supply | 0 | 0 | 79 | 82 | 180 | 171 | 259 | 253 | 512 |
| 90 | Quantity Survey | 4 | 0 | 948 | 259 | 528 | 199 | 1480 | 458 | 1938 |
| 91 | Science Lab. Technology (Environmental | 0 | 0 | 0 | 0 | 71 | 82 | 71 | 82 | 153 |
| 92 | Science Laboratory Tech (Biochemistry) | 0 | 0 | 0 | 0 | 143 | 175 | 143 | 175 | 318 |
| 93 | Science Laboratory Tech (Biology) | 0 | 0 | 0 | 0 | 6 | 46 | 6 | 46 | 52 |
| 94 | Science Laboratory Tech (Biology/Microbiology) | 0 | 0 | 0 | 0 | 145 | 252 | 145 | 252 | 397 |
| 95 | Science Laboratory Tech (Chemistry) | 0 | 0 | 0 | 0 | 188 | 187 | 188 | 187 | 375 |
| 96 | Science Laboratory Tech (Chemistry/Biochemistry) | 0 | 0 | 0 | 0 | 158 | 131 | 158 | 131 | 289 |
| 97 | Science Laboratory Tech(Biochemistry/Microbiology) | 0 | 0 | 0 | 0 | 10 | 39 | 10 | 39 | 49 |
| 98 | Science Laboratory Technology | 27 | 15 | 2663 | 3245 | 566 | 1043 | 3256 | 4303 | 7559 |
| 99 | Science Laboratory Technology | 0 | 0 | 0 | 0 | 206 | 355 | 206 | 355 | 561 |
| 100 | Science Laboratory | 0 | 0 | 0 | 0 | 205 | 177 | 205 | 177 | 382 |
| 101 | Social Development | 0 | 0 | 186 | 108 | 0 | 0 | 186 | 108 | 294 |
| 102 | Social Development (Community | 0 | 0 | 0 | 0 | 20 | 10 | 20 | 10 | 30 |
| 103 | Social Development (Social Welfare) | 0 | 0 | 0 | 0 | 15 | 10 | 15 | 10 | 25 |
| 104 | Social Development (Youth & Sports) | 0 | 0 | 0 | 0 | 20 | 17 | 20 | 17 | 37 |
| 105 | Soil Science & Technology | 0 | 0 | 0 | 0 | 23 | 21 | 23 | 21 | 44 |
| 106 | Statistics | 2 | 0 | 1593 | 949 | 910 | 577 | 2505 | 1526 | 4031 |
| 107 | Surveying & Geo-Informatics | 6 | 0 | 816 | 190 | 403 | 82 | 1225 | 272 | 1497 |
| 108 | Taxation | 0 | 0 | 17 | 34 | 0 | 0 | 17 | 34 | 51 |
| 109 | Textile Technology | 0 | 0 | 73 | 48 | 20 | 27 | 93 | 75 | 168 |
| 110 | Urban and Regional Planning | 0 | 0 | 662 | 203 | 419 | 178 | 1081 | 381 | 1462 |
| 111 | Welding & Fabrication Engineering | 0 | 0 | 182 | 19 | 41 | 16 | 223 | 35 | 258 |
| | Total | 207 | 112 | 46254 | 27264 | 27381 | 19374 | 73842 | 46750 | 120592 |

Table 5. 112: Polytechnic Part-Time Outturn Summary by Programs: 2016/2017

| S/No | Program | ND | | HND | | Total | | |
|--------------|--|--------------|--------------|-------------|-------------|--------------|--------------|--------------|
| | | M | F | M | F | M | F | MF |
| 1 | Accountancy | 1089 | 1302 | 804 | 738 | 1893 | 2040 | 3933 |
| 2 | Agricultural Bio-Environmental Engineering | 33 | 4 | 0 | 0 | 33 | 4 | 37 |
| 3 | Agricultural Technology (General Agriculture) | 22 | 2 | 0 | 0 | 22 | 2 | 24 |
| 4 | Architectural Technology | 62 | 7 | 39 | 6 | 101 | 13 | 114 |
| 5 | Art & Industrial Design (Painting) | 38 | 24 | 0 | 0 | 38 | 24 | 62 |
| 6 | Art and Industrial Design | 35 | 10 | 0 | 0 | 35 | 10 | 45 |
| 7 | Banking and Finance | 461 | 555 | 329 | 320 | 790 | 875 | 1665 |
| 8 | Building Technology | 209 | 14 | 32 | 8 | 241 | 22 | 263 |
| 9 | Business Administration & Management | 2263 | 1778 | 694 | 956 | 2957 | 2734 | 5691 |
| 10 | Civil Engineering Technology | 610 | 72 | 188 | 32 | 798 | 104 | 902 |
| 11 | Computer Engineering Technology | 259 | 85 | 80 | 16 | 339 | 101 | 440 |
| 12 | Computer Science | 999 | 898 | 393 | 260 | 1392 | 1158 | 2550 |
| 13 | Cooperative Economics & Management | 22 | 53 | 0 | 0 | 22 | 53 | 75 |
| 14 | Electrical/Electronics Engineering | 739 | 69 | 313 | 43 | 1052 | 112 | 1164 |
| 15 | Estate Management | 162 | 151 | 29 | 33 | 191 | 184 | 375 |
| 16 | Fisheries Technology | 11 | 10 | 0 | 0 | 11 | 10 | 21 |
| 17 | Food Technology | 107 | 297 | 0 | 0 | 107 | 297 | 404 |
| 18 | Geological Technology | 0 | 0 | 6 | 14 | 6 | 14 | 20 |
| 19 | Hospitality Management | 38 | 192 | 10 | 36 | 48 | 228 | 276 |
| 20 | Human Resources Mgt | 0 | 0 | 3 | 2 | 3 | 2 | 5 |
| 21 | Industrial Maintenance Engineering Technology | 28 | 3 | 6 | 0 | 34 | 3 | 37 |
| 22 | Insurance | 74 | 77 | 47 | 53 | 121 | 130 | 251 |
| 23 | Leisure & Tourism Management | 0 | 0 | 5 | 15 | 5 | 15 | 20 |
| 24 | Library & Information Science | 80 | 137 | 19 | 20 | 99 | 157 | 256 |
| 25 | Local Government Studies | 105 | 67 | 0 | 0 | 105 | 67 | 172 |
| 26 | Marketing | 281 | 380 | 126 | 134 | 407 | 514 | 921 |
| 27 | Mass Communication | 664 | 940 | 88 | 139 | 752 | 1079 | 1831 |
| 28 | Mechanical Engineering Technology | 557 | 69 | 228 | 21 | 785 | 90 | 875 |
| 29 | Metallurgy | 42 | 4 | 0 | 0 | 42 | 4 | 46 |
| 30 | Mineral Resources Engineering Technology | 7 | 2 | 0 | 0 | 7 | 2 | 9 |
| 31 | Music Technology | 82 | 75 | 0 | 0 | 82 | 75 | 157 |
| 32 | Nutrition and Dietetics | 0 | 0 | 13 | 32 | 13 | 32 | 45 |
| 33 | Office Technology & Management | 348 | 592 | 198 | 226 | 546 | 818 | 1364 |
| 34 | Printing Technology | 24 | 1 | 0 | 0 | 24 | 1 | 25 |
| 35 | Public Administration | 513 | 589 | 310 | 209 | 823 | 798 | 1621 |
| 36 | Purchasing and Supply | 161 | 176 | 160 | 188 | 321 | 364 | 685 |
| 37 | Quantity Survey | 91 | 39 | 21 | 17 | 112 | 56 | 168 |
| 38 | Science Laboratory Tech (Biology/Microbiology) | 0 | 0 | 24 | 26 | 24 | 26 | 50 |
| 39 | Science Laboratory Tech (Chemistry) | 0 | 0 | 20 | 28 | 20 | 28 | 48 |
| 40 | Science Laboratory Technology | 651 | 1045 | 96 | 103 | 747 | 1148 | 1895 |
| 41 | Statistics | 248 | 186 | 127 | 85 | 375 | 271 | 646 |
| 42 | Surveying & Geo-Informatics | 131 | 134 | 16 | 32 | 147 | 166 | 313 |
| 43 | Urban and Regional Planning | 22 | 10 | 0 | 0 | 22 | 10 | 32 |
| Total | | 11268 | 10049 | 4424 | 3792 | 15692 | 13841 | 29533 |

Table 5. 113: Federal Polytechnic Teaching Staff Summary by Institution: 2016/2017

| S/No. | Institution | HND | | | Bachelors | | | Masters | | | PhD | | | Total | | |
|--------------|---|-------------|------------|-------------|-------------|------------|-------------|-------------|------------|-------------|------------|------------|------------|-------------|-------------|-------------|
| | | M | F | MF | M | F | MF | M | F | MF | M | F | MF | M | F | MF |
| 1 | AirForce Institute of Technology (AFIT), Kaduna | 37 | 2 | 39 | 22 | 1 | 23 | 54 | 6 | 60 | 10 | 2 | 12 | 123 | 11 | 134 |
| 2 | Auchi Polytechnic, Auchi | 120 | 28 | 148 | 120 | 36 | 156 | 332 | 65 | 397 | 46 | 11 | 57 | 618 | 140 | 758 |
| 3 | Federal Polytechnic, Ado Ekiti | 133 | 46 | 179 | 32 | 8 | 40 | 195 | 40 | 235 | 7 | 4 | 11 | 367 | 98 | 465 |
| 4 | Federal Polytechnic, Bauchi | 92 | 22 | 114 | 82 | 19 | 101 | 134 | 22 | 156 | 9 | 8 | 17 | 317 | 71 | 388 |
| 5 | Federal Polytechnic, Bida | 136 | 69 | 205 | 215 | 69 | 284 | 222 | 42 | 264 | 38 | 2 | 40 | 611 | 182 | 793 |
| 6 | Federal Polytechnic, Damaturu | 27 | 2 | 29 | 53 | 6 | 59 | | 3 | 3 | 2 | 1 | 3 | 82 | 12 | 94 |
| 7 | Federal Polytechnic, Ede | 73 | 29 | 102 | 23 | 9 | 32 | 151 | 43 | 194 | 26 | 9 | 35 | 273 | 90 | 363 |
| 8 | Federal Polytechnic, Idah | 43 | 17 | 60 | 30 | 5 | 35 | 127 | 22 | 149 | 35 | 1 | 36 | 235 | 45 | 280 |
| 9 | Federal Polytechnic, Ilaro | 53 | 15 | 68 | 24 | 11 | 35 | 145 | 33 | 178 | 15 | 4 | 19 | 237 | 63 | 300 |
| 10 | Federal Polytechnic, Ile-Oluji | 9 | 1 | 10 | 4 | | 4 | 22 | 2 | 24 | 0 | 0 | 0 | 35 | 3 | 38 |
| 11 | Federal Polytechnic, Kaura-Namoda | 60 | 16 | 76 | 121 | 7 | 128 | 119 | 15 | 134 | 13 | | 13 | 313 | 38 | 351 |
| 12 | Federal Polytechnic, Mubi | 161 | 41 | 202 | 234 | 40 | 274 | 116 | 30 | 146 | 16 | 1 | 17 | 527 | 112 | 639 |
| 13 | Federal Polytechnic, Nassarawa | 102 | 13 | 115 | 124 | 47 | 171 | 169 | 22 | 191 | 23 | 1 | 24 | 418 | 83 | 501 |
| 14 | Federal Polytechnic, Nekede | 83 | 37 | 120 | 73 | 23 | 96 | 208 | 62 | 270 | 39 | 13 | 52 | 403 | 135 | 538 |
| 15 | Federal Polytechnic, Offa | 125 | 36 | 161 | 242 | 67 | 309 | 186 | 49 | 235 | 29 | 4 | 33 | 582 | 156 | 738 |
| 16 | Federal Polytechnic, Oko | 40 | 22 | 62 | 98 | 58 | 156 | 166 | 138 | 304 | 51 | 53 | 104 | 355 | 271 | 626 |
| 17 | Federal Polytechnic, Ukana | 10 | 1 | 11 | 23 | 13 | 36 | 2 | 3 | 5 | 0 | 0 | 0 | 35 | 17 | 52 |
| 18 | Hussaini Adamu Polytechnic, Kazaure | 31 | 6 | 37 | 38 | 4 | 42 | 82 | 19 | 101 | 13 | 0 | 13 | 164 | 29 | 193 |
| 19 | Institute of Technology and Environmental Studies, NASME, Makurdi | 23 | 6 | 29 | 26 | 8 | 34 | 15 | 3 | 18 | 0 | 0 | 0 | 64 | 17 | 81 |
| 20 | Kaduna Polytechnic, Kaduna | 138 | 75 | 213 | 162 | 72 | 234 | 400 | 150 | 550 | 70 | 17 | 87 | 770 | 314 | 1084 |
| 21 | Waziri Umaru Polytechnic, Birnin-kebbi | 85 | 8 | 93 | 103 | 4 | 107 | 113 | 7 | 120 | 20 | 2 | 22 | 321 | 21 | 342 |
| 22 | Yaba College of Technology, Yaba | 91 | 18 | 109 | 45 | 9 | 54 | 318 | 108 | 426 | 62 | 19 | 81 | 516 | 154 | 670 |
| Total | | 1672 | 510 | 2182 | 1894 | 516 | 2410 | 3276 | 884 | 4160 | 524 | 152 | 676 | 7366 | 2062 | 9428 |

Table 5. 114: State Polytechnic Teaching Staff Summary by Institution: 2016/2017

| S/No. | Institution | HND | | | Bachelors | | | Masters | | | PhD | | | Total | | |
|--------------|---|-------------|------------|-------------|-------------|------------|-------------|-------------|------------|-------------|------------|-----------|------------|-------------|-------------|-------------|
| | | M | F | MF | M | F | MF | M | F | MF | M | F | MF | M | F | MF |
| 1 | Abdu Gusau Polytechnic, Talata Mafara | 28 | | 28 | 48 | 1 | 49 | 56 | 5 | 61 | 8 | | 8 | 140 | 6 | 146 |
| 2 | Abia State Polytechnic, Aba | 37 | 13 | 50 | 65 | 30 | 95 | 77 | 23 | 100 | 7 | 12 | 19 | 186 | 78 | 264 |
| 3 | Abraham Adesanya Polytechnic, Ijebu Igbo | 5 | 0 | 5 | 11 | 7 | 18 | 19 | 8 | 27 | 2 | 0 | 2 | 37 | 15 | 52 |
| 4 | Abraham Adesanya Polytechnic, Ijebu Igbo | 5 | 0 | 5 | 11 | 7 | 18 | 19 | 8 | 27 | 2 | 0 | 2 | 37 | 15 | 52 |
| 5 | Abubakar Tatari Ali Polytechnic, Bauchi | 18 | 3 | 21 | 30 | 7 | 37 | 71 | 9 | 80 | 8 | 1 | 9 | 127 | 20 | 147 |
| 6 | Adamawa State Polytechnic, Yola | 40 | 2 | 42 | 112 | 20 | 132 | 39 | 11 | 50 | 1 | | 1 | 192 | 33 | 225 |
| 7 | Akwa Ibom State College of Arts and Science, Nung Ukim | 0 | 0 | 0 | 9 | 2 | 11 | 6 | 0 | 6 | 0 | 0 | 0 | 15 | 2 | 17 |
| 8 | Benue State Polytechnic, Ugbokolo | 30 | 5 | 35 | 33 | 4 | 37 | 95 | 22 | 117 | 8 | 2 | 10 | 166 | 33 | 199 |
| 9 | D.S. Adegbenro ICT Polytechnic, Itori-Ewekoro, | 8 | | 8 | 17 | | 17 | 14 | 4 | 18 | 5 | 6 | 11 | 44 | 10 | 54 |
| 10 | Delta State Polytechnic, Ogwashi-Uku | 82 | 19 | 101 | 49 | 19 | 68 | 71 | 25 | 96 | 10 | 13 | 23 | 212 | 76 | 288 |
| 11 | Delta State Polytechnic, Otefe | 32 | 4 | 36 | 29 | 4 | 33 | 93 | 13 | 106 | 9 | 1 | 10 | 163 | 22 | 185 |
| 12 | Delta State Polytechnic, Ozoro | 45 | 8 | 53 | 22 | 4 | 26 | 85 | 23 | 108 | 7 | 1 | 8 | 159 | 36 | 195 |
| 13 | Edo State Institute of Technology and Management, Usen | 7 | 0 | 7 | 1 | 1 | 2 | 24 | 6 | 30 | 1 | 0 | 1 | 33 | 7 | 40 |
| 14 | Gateway ICT Polytechnic, Sapade | 9 | 3 | 12 | 12 | 4 | 16 | 16 | 8 | 24 | 0 | 0 | 0 | 37 | 15 | 52 |
| 15 | Hassan Usman Katsina Polytechnic, Katsina | 54 | 8 | 62 | 109 | 10 | 119 | 80 | 11 | 91 | 8 | | 8 | 251 | 29 | 280 |
| 16 | Ibarapa Polytechnic, Eruwa | 62 | 14 | 76 | 71 | 15 | 86 | 53 | 8 | 61 | 2 | 0 | 2 | 188 | 37 | 225 |
| 17 | Imo State Polytechnic, Umuagwo, Ohaji | 57 | 31 | 88 | 3 | 2 | 5 | 163 | 43 | 206 | 12 | 4 | 16 | 235 | 80 | 315 |
| 18 | Institute of Management Technology, Enugu | 49 | 21 | 70 | 77 | 15 | 92 | 207 | 62 | 269 | 50 | 7 | 57 | 383 | 105 | 488 |
| 19 | Institute of Technology and Management, Ugep | 0 | 0 | 0 | 11 | 1 | 12 | 1 | 0 | 1 | 0 | 0 | 0 | 12 | 1 | 13 |
| 20 | Jigawa State Polytechnic, Dutse | 12 | 1 | 13 | 23 | 1 | 24 | 64 | 6 | 70 | 6 | 0 | 6 | 105 | 8 | 113 |
| 21 | Kano State Polytechnic, Kano | 75 | 11 | 86 | 99 | 18 | 117 | 189 | 27 | 216 | 16 | 4 | 20 | 379 | 60 | 439 |
| 22 | Ken Saro-Wiwa Polytechnic, Bori | 28 | 1 | 29 | 58 | 0 | 58 | 142 | 11 | 153 | 38 | 17 | 55 | 266 | 29 | 295 |
| 23 | Kogi State Polytechnic, Lokoja | 97 | 24 | 121 | 97 | 29 | 126 | 75 | 19 | 94 | 3 | 0 | 3 | 272 | 72 | 344 |
| 24 | Kwara State Polytechnic, Ilorin | 25 | 10 | 35 | 44 | 9 | 53 | 57 | 11 | 68 | 6 | 1 | 7 | 132 | 31 | 163 |
| 25 | Lagos State Polytechnic, Ikorodu | 54 | 18 | 72 | 10 | 0 | 10 | 248 | 52 | 300 | 22 | 7 | 29 | 334 | 77 | 411 |
| 26 | Mai Idris Aloomo Polytechnic, Geidam | 13 | 1 | 14 | 15 | | 15 | 10 | | 10 | 0 | 0 | 0 | 38 | 1 | 39 |
| 27 | Nasarawa State Polytechnic, Lafia | 41 | 8 | 49 | 33 | 12 | 45 | 134 | 31 | 165 | 7 | 0 | 7 | 215 | 51 | 266 |
| 28 | Niger State Polytechnic, Zungeru | 30 | 13 | 43 | 90 | 9 | 99 | 115 | 6 | 121 | 8 | 1 | 9 | 243 | 29 | 272 |
| 29 | Ogun State Institute of Technology, Igbesa | 27 | 4 | 31 | 20 | 8 | 28 | 81 | 11 | 92 | 3 | 0 | 3 | 131 | 23 | 154 |
| 30 | Osun State College of Technology, Esa-Oke | 45 | 7 | 52 | 119 | 27 | 146 | 154 | 21 | 175 | 19 | 2 | 21 | 337 | 57 | 394 |
| 31 | Plateau State Polytechnic, B/ladi | 107 | 23 | 130 | 101 | 32 | 133 | 120 | 18 | 138 | 4 | 1 | 5 | 332 | 74 | 406 |
| 32 | Ramat Polytechnic, Maiduguri | 58 | 11 | 69 | 134 | 25 | 159 | 99 | 28 | 127 | 4 | 2 | 6 | 295 | 66 | 361 |
| 33 | Rivers State College of Arts and Science, Port Harcourt | 2 | 1 | 3 | 21 | 1 | 22 | 22 | 0 | 22 | 8 | 2 | 10 | 53 | 4 | 57 |
| 34 | Sokoto State Polytechnic, Sokoto | 16 | 1 | 17 | 97 | 13 | 110 | 64 | 9 | 73 | 11 | | 11 | 188 | 23 | 211 |
| 35 | The Ibadan Polytechnic, Ibadan | 85 | 22 | 107 | 155 | 54 | 209 | 174 | 59 | 233 | 23 | 5 | 28 | 437 | 140 | 577 |
| 36 | Waziri Umaru Polytechnic, Birnin-kebbi | 85 | 8 | 93 | 103 | 4 | 107 | 113 | 7 | 120 | 20 | 2 | 22 | 321 | 21 | 342 |
| 37 | Zamfara State College of Arts and Science, Gusau | 3 | | 3 | 16 | | 16 | 0 | 0 | 0 | 0 | 0 | 0 | 19 | 0 | 19 |
| Total | | 1371 | 295 | 1666 | 1955 | 395 | 2350 | 3050 | 605 | 3655 | 338 | 91 | 429 | 6714 | 1386 | 8100 |

Table 5. 115: Private Polytechnic Teaching Staff Summary by Institution: 2016/2017

| S/No. | Institution | HND | | | Bachelors | | | Masters | | | PhD | | | Total | | |
|--------------|--|------------|------------|------------|------------|------------|------------|------------|------------|-------------|-----------|-----------|------------|-------------|------------|-------------|
| | | M | F | MF | M | F | MF | M | F | MF | M | F | MF | M | F | MF |
| 1 | Al-Hikma Polytechnic, Karu | 4 | 0 | 4 | 14 | 2 | 16 | 3 | 0 | 3 | 0 | 0 | 0 | 21 | 2 | 23 |
| 2 | Allover Central Polytechnic, Otta | 4 | 2 | 6 | 5 | 4 | 9 | 10 | 0 | 10 | 0 | 0 | 0 | 19 | 6 | 25 |
| 3 | Best Solution Polytechnic, Akure | 7 | 2 | 9 | 12 | 4 | 16 | 19 | 2 | 21 | 3 | | 3 | 41 | 8 | 49 |
| 4 | Calvary Polytechnic, Owo-Oyibu | 5 | 1 | 6 | 13 | 2 | 15 | 1 | 1 | 2 | 0 | 0 | 0 | 19 | 4 | 23 |
| 5 | College of Technology, Iresi | 8 | 0 | 8 | 8 | 0 | 8 | 7 | 1 | 8 | 0 | 0 | 0 | 23 | 1 | 24 |
| 6 | Covenant Polytechnic, Aba | 22 | 0 | 22 | 0 | 0 | 0 | 57 | 4 | 61 | 0 | 0 | 0 | 79 | 4 | 83 |
| 7 | Crown Polytechnic, Ado-Ekiti | 9 | | 9 | 22 | 8 | 30 | 30 | 10 | 40 | 1 | 2 | 3 | 62 | 20 | 82 |
| 8 | Dorben Polytechnic, Abuja | 42 | 33 | 75 | 19 | 3 | 22 | 117 | 34 | 151 | 13 | 0 | 13 | 191 | 70 | 261 |
| 9 | Grace Polytechnic, Surulere-lagos | 9 | 1 | 10 | 12 | 4 | 16 | 57 | 7 | 64 | 0 | 0 | 0 | 78 | 12 | 90 |
| 10 | Heritage Polytechnic, Ikot Udo, Eket | 53 | 9 | 62 | 42 | 20 | 62 | 83 | 24 | 107 | 17 | 8 | 25 | 195 | 61 | 256 |
| 11 | Ibadan City Polytechnic, Dugbe | 13 | 1 | 14 | 25 | 11 | 36 | 17 | 4 | 21 | 0 | 0 | 0 | 55 | 16 | 71 |
| 12 | Igbajo Polytechnic, Igbajo | 14 | 1 | 15 | 20 | 0 | 20 | 32 | 4 | 36 | 2 | 1 | 3 | 68 | 6 | 74 |
| 13 | Interlink Polytechnic, Ijebu-Jesa | 25 | 14 | 39 | 31 | 2 | 33 | 58 | 0 | 58 | 0 | 0 | 0 | 114 | 16 | 130 |
| 14 | Lagos City Polytechnic, Ikeja | 0 | 0 | 0 | 0 | 0 | 0 | 74 | 21 | 95 | 1 | 0 | 1 | 75 | 21 | 96 |
| 15 | Lens Polytechnic, Offa | 6 | 7 | 13 | 24 | 8 | 32 | 8 | 4 | 12 | 7 | | 7 | 45 | 19 | 64 |
| 16 | Lighthouse Polytechnic, Benin | 1 | | 1 | 16 | 3 | 19 | 21 | 5 | 26 | 2 | | 2 | 40 | 8 | 48 |
| 17 | Nacabs Polytechnic, Akwanga | 15 | 0 | 15 | 15 | 6 | 21 | 9 | 1 | 10 | 0 | 0 | 0 | 39 | 7 | 46 |
| 18 | Nogak Polytechnic, Ikom, Cross River State | 5 | 1 | 6 | 9 | 0 | 9 | 14 | 0 | 14 | 4 | 0 | 4 | 32 | 1 | 33 |
| 19 | Oke-Ogun Polytechnic, Shaki | 13 | 11 | 24 | 16 | 1 | 17 | 59 | 4 | 63 | 2 | 0 | 2 | 90 | 16 | 106 |
| 20 | Our Saviour Institute of Technology, Emene-Enugu | 7 | 3 | 10 | 3 | 5 | 8 | 38 | 13 | 51 | 10 | 3 | 13 | 58 | 24 | 82 |
| 21 | Prime Polytechnic, Jidda-Bassa | 4 | 0 | 4 | 5 | 3 | 8 | 5 | 0 | 5 | 1 | 0 | 1 | 15 | 3 | 18 |
| 22 | Ronik Polytechnic, Lagos | 0 | 0 | 0 | 1 | 1 | 2 | 21 | 7 | 28 | 0 | 0 | 0 | 22 | 8 | 30 |
| 23 | Shaka Polytechnic, Benin City | 8 | 1 | 9 | 11 | 2 | 13 | 45 | 8 | 53 | 1 | 0 | 1 | 65 | 11 | 76 |
| 24 | St. Mary Polytechnic, Kwamba | 10 | 1 | 11 | 16 | 4 | 20 | 3 | | 3 | 0 | 0 | 0 | 29 | 5 | 34 |
| 25 | Sure foundation Polytechnic, Ikot-Akai | 12 | 1 | 13 | 12 | 0 | 12 | 16 | 1 | 17 | 4 | 0 | 4 | 44 | 2 | 46 |
| 26 | Templegate Polytechnic, Aba | 37 | 6 | 43 | 61 | 12 | 73 | 54 | 7 | 61 | 4 | 0 | 4 | 156 | 25 | 181 |
| 27 | The Polytechnic, Igbo-Owu | 16 | 2 | 18 | 18 | | 18 | 24 | | 24 | 0 | 0 | 0 | 58 | 2 | 60 |
| 28 | The Polytechnic, Ile-ife | 15 | 0 | 15 | 2 | 2 | 4 | 31 | 5 | 36 | 6 | 0 | 6 | 54 | 7 | 61 |
| 29 | The Polytechnic, Imesi-Ile | 0 | 0 | 0 | 11 | 3 | 14 | 10 | 0 | 10 | 1 | 0 | 1 | 22 | 3 | 25 |
| 30 | Trinity Polytechnic, Uyo | 0 | 0 | 0 | 20 | 0 | 20 | 4 | 0 | 4 | 0 | 0 | 0 | 24 | 0 | 24 |
| 31 | Uyo City Polytechnic, Uyo | 2 | 2 | 4 | 15 | 5 | 20 | 22 | 3 | 25 | 8 | 1 | 9 | 47 | 11 | 58 |
| 32 | Valley View Polytechnic, Ohafia | 6 | 4 | 10 | 9 | 1 | 10 | 12 | 0 | 12 | 0 | 0 | 0 | 27 | 5 | 32 |
| 33 | Wolex Polytechnic, Ikeja - Lagos | 15 | 9 | 24 | 18 | 2 | 20 | 28 | 5 | 33 | 4 | 3 | 7 | 65 | 19 | 84 |
| Total | | 387 | 112 | 499 | 505 | 118 | 623 | 989 | 175 | 1164 | 91 | 18 | 109 | 1972 | 423 | 2395 |

Table 5. 116: Federal Colleges of Agriculture and Related Discipline Enrolment Summary by Institutions: 2016/2017

| S/N | Institution | Location | ND 1 | | ND 2 | | HND 1 | | HND 2 | | Total | | |
|--------------|--|----------|-------------|-------------|-------------|-------------|------------|------------|------------|------------|-------------|-------------|--------------|
| | | | M | F | M | F | M | F | M | F | M | F | MF |
| 1 | College of Agriculture, DAC-ABU, Kabba | Kogi | 12 | 12 | 17 | 20 | 21 | 10 | 21 | 5 | 71 | 47 | 118 |
| 2 | Federal College of Agricultural Produce, Kano | Kano | 258 | 87 | 180 | 60 | 15 | 6 | 8 | 6 | 461 | 159 | 620 |
| 3 | Federal College of Agriculture, Ishiagu | Ebonyi | 94 | 86 | 93 | 87 | 101 | 141 | 68 | 102 | 356 | 416 | 772 |
| 4 | Federal College of Agriculture, Moor Plantation, | Oyo | 263 | 100 | 251 | 111 | 141 | 66 | 155 | 76 | 810 | 353 | 1163 |
| 5 | Federal College of Animal Health & Production Technology, Ibadan, | Oyo | 289 | 163 | 213 | 164 | 120 | 110 | 130 | 87 | 752 | 524 | 1276 |
| 6 | Federal College of Animal Health & Production Technology, Vom | Plateau | 239 | 141 | 200 | 96 | 75 | 49 | 71 | 40 | 585 | 326 | 911 |
| 7 | Federal College of Fisheries & Marine Technology, Victoria Island, | Lagos | 190 | 17 | 167 | 17 | 1 | 2 | 1 | 1 | 359 | 37 | 396 |
| 8 | Federal College of Forestry Mechanisation, Afaka | Kaduna | 97 | 29 | 57 | 12 | 78 | 32 | 77 | 19 | 309 | 92 | 401 |
| 9 | Federal College of Forestry, Jericho Hill | Oyo | 69 | 45 | 72 | 46 | 82 | 42 | 67 | 50 | 290 | 183 | 473 |
| 10 | Federal College of Forestry, Jos | Plateau | 128 | 119 | 92 | 99 | 76 | 31 | 57 | 39 | 353 | 288 | 641 |
| 11 | Federal College of Fresh Water Fisheries, Baga - Maiduguri | Borno | 9 | | 5 | 1 | 5 | 3 | 5 | 1 | 24 | 5 | 29 |
| 12 | Federal College of Horticultural Technology, Dadin Kowa, Gombe State | Gombe | 123 | 105 | 147 | 44 | 70 | 26 | 57 | 16 | 397 | 191 | 588 |
| 13 | Federal College of Land Resources Technology, Owerri | Imo | 239 | 280 | 243 | 276 | 68 | 87 | 65 | 83 | 615 | 726 | 1341 |
| 14 | Federal College of Wildlife Management, New Bussa | Niger | 240 | 165 | 227 | 171 | 103 | 77 | 103 | 77 | 673 | 490 | 1163 |
| 15 | Samaru College of Agriculture, DAC ABU, Zaria | Kaduna | 170 | 34 | 194 | 47 | 38 | 17 | 38 | 12 | 440 | 110 | 550 |
| Total | | | 2420 | 1383 | 2158 | 1251 | 994 | 699 | 923 | 614 | 6495 | 3947 | 10442 |

Table 5. 117: State Colleges of Agriculture and Related Discipline Enrolment Summary by Institutions: 2016/2017

| S/N | Institution | Location | Pre-ND | | ND 1 | | ND 2 | | HND 1 | | HND 2 | | Total | | |
|--------------|--|----------|------------|-----------|-------------|-------------|-------------|-------------|-------------|------------|------------|------------|-------------|-------------|--------------|
| | | | M | F | M | F | M | F | M | F | M | F | M | F | MF |
| 1 | Akperan Orshi College of Agriculture, Yandev | Benue | 44 | 35 | 38 | 22 | 23 | 21 | 93 | 61 | 45 | 49 | 243 | 188 | 431 |
| 2 | Anambra State College of Agriculture, | Anambra | 0 | 0 | 9 | 19 | 7 | 21 | 0 | 0 | 0 | 0 | 16 | 40 | 56 |
| 3 | Bauchi State College of Agriculture, Bauchi | Bauchi | 0 | 0 | 420 | 136 | 401 | 105 | 127 | 37 | 102 | 31 | 1050 | 309 | 1359 |
| 4 | Binyaminu Usman College of Agriculture, Hadejia | Jigawa | 0 | 0 | 367 | 97 | 340 | 62 | 34 | 8 | 44 | 4 | 785 | 171 | 956 |
| 5 | College of Agriculture and Animal Health, Bakura | Zamfara | 172 | 11 | 83 | 12 | 69 | 6 | 105 | 12 | 34 | 3 | 463 | 44 | 507 |
| 6 | College of Agriculture, Lafia | Nasarawa | 0 | 0 | 210 | 108 | 155 | 86 | 191 | 107 | 139 | 68 | 695 | 369 | 1064 |
| 7 | College of Agriculture, Zuru | Kebbi | 399 | 48 | 574 | 101 | 564 | 93 | 139 | 48 | 130 | 44 | 1806 | 334 | 2140 |
| 8 | Enugu State College of Agriculture, Iwollo | Enugu | 0 | 0 | 7 | 2 | 15 | 11 | 1 | 2 | 5 | 9 | 28 | 24 | 52 |
| 9 | Mohamet Lawan College of Agriculture, Maiduguri | Borno | 0 | 0 | 88 | 79 | 81 | 81 | 95 | 24 | 119 | 25 | 383 | 209 | 592 |
| 10 | Niger State College of Agriculture, Mokwa | Niger | 0 | 0 | 201 | 91 | 152 | 112 | 0 | 0 | 0 | 0 | 353 | 203 | 556 |
| 11 | Oyo State College of Agriculture, Igbo-Ora | Oyo | 0 | 0 | 412 | 595 | 269 | 263 | 119 | 122 | 68 | 78 | 868 | 1058 | 1926 |
| 12 | Plateau State College of Agriculture, Garkawa | Plateau | 0 | 0 | 262 | 293 | 254 | 296 | 0 | 0 | 0 | 0 | 516 | 589 | 1105 |
| 13 | Yobe State College of Agriculture, Gujba | Yobe | 0 | 0 | 181 | 54 | 129 | 51 | 102 | 59 | 88 | 49 | 500 | 213 | 713 |
| Total | | | 615 | 94 | 2852 | 1609 | 2459 | 1208 | 1006 | 480 | 774 | 360 | 7706 | 3751 | 11457 |

Table 5. 118: Colleges of Agriculture and Related Discipline Full-Time Enrolment Summary by Programs: 2016/2017

| S/N o | Program | Pre-ND | | ND 1 | | ND 2 | | HND 1 | | HND 2 | | Total | | |
|--------------|---|------------|-----------|-------------|-------------|-------------|-------------|-------------|-------------|-------------|------------|--------------|-------------|--------------|
| | | M | F | M | F | M | F | M | F | M | F | M | F | MF |
| 1 | Accountancy | 0 | 0 | 2 | 0 | 8 | 2 | 0 | 0 | 0 | 0 | 10 | 2 | 12 |
| 2 | Agric & Bio-Env Engr. Tech.(Soil & Water) | 0 | 0 | 0 | 0 | 0 | 0 | 13 | 15 | 14 | 8 | 27 | 23 | 50 |
| 3 | Agricultural Bio-Environmental Engineering | 0 | 0 | 137 | 25 | 105 | 20 | 37 | 2 | 40 | 3 | 319 | 50 | 369 |
| 4 | Agricultural Engineering (Farm Power Machine) | 0 | 0 | 0 | 0 | 0 | 0 | 7 | 0 | 9 | 0 | 16 | 0 | 16 |
| 5 | Agricultural Engineering Technology | 0 | 0 | 131 | 13 | 163 | 25 | 35 | 9 | 34 | 5 | 363 | 52 | 415 |
| 6 | Agricultural Extension & Management | 41 | 32 | 70 | 5 | 39 | 9 | 477 | 226 | 391 | 204 | 1018 | 476 | 1494 |
| 7 | Agricultural Technology (General Agriculture) | 0 | 0 | 1184 | 616 | 1129 | 595 | 0 | 0 | 0 | 0 | 2313 | 1211 | 3524 |
| 8 | Agricultural Technology (Post Harvest) | 0 | 0 | 0 | 0 | 0 | 0 | 43 | 12 | 18 | 13 | 61 | 25 | 86 |
| 9 | Animal Health & Production Tech. | 2 | 3 | 1158 | 571 | 1028 | 413 | 310 | 128 | 245 | 86 | 2743 | 1201 | 3944 |
| 10 | Animal Health Technology | 0 | 0 | 126 | 37 | 111 | 27 | 170 | 84 | 118 | 54 | 525 | 202 | 727 |
| 11 | Animal Production Technology | 0 | 0 | 156 | 80 | 96 | 70 | 259 | 157 | 183 | 118 | 694 | 425 | 1119 |
| 12 | Banking and Finance | 0 | 0 | 1 | 0 | 2 | 3 | 0 | 0 | 0 | 0 | 3 | 3 | 6 |
| 13 | Computer Engineering Technology | 0 | 0 | 1 | 0 | 0 | 0 | 0 | 0 | 0 | 0 | 1 | 0 | 1 |
| 14 | Computer Science | 0 | 0 | 470 | 297 | 356 | 232 | 0 | 0 | 0 | 0 | 826 | 529 | 1355 |
| 15 | Crop Production Technology | 1 | 0 | 150 | 59 | 135 | 41 | 137 | 77 | 129 | 92 | 552 | 269 | 821 |
| 16 | Electrical/Electronics Engineering | 0 | 0 | 1 | 0 | 0 | 1 | 0 | 0 | 0 | 0 | 1 | 1 | 2 |
| 17 | Environmental Health Technology | 0 | 0 | 17 | 26 | 0 | 0 | 0 | 0 | 0 | 0 | 17 | 26 | 43 |
| 18 | Fisheries Technology | 0 | 0 | 240 | 82 | 232 | 102 | 44 | 33 | 33 | 17 | 549 | 234 | 783 |
| 19 | Food Technology | 0 | 0 | 8 | 17 | 8 | 18 | 0 | 0 | 0 | 0 | 16 | 35 | 51 |
| 20 | Forestry Technology | 0 | 0 | 264 | 88 | 240 | 87 | 76 | 23 | 72 | 29 | 652 | 227 | 879 |
| 21 | Home & Rural Economics | 0 | 0 | 68 | 365 | 98 | 319 | 12 | 107 | 17 | 92 | 195 | 883 | 1078 |
| 22 | Horticulture & Landscape Tech | 0 | 0 | 135 | 34 | 118 | 35 | 118 | 56 | 100 | 27 | 471 | 152 | 623 |
| 23 | Leisure & Tourism Management | 0 | 0 | 70 | 50 | 60 | 58 | 27 | 33 | 27 | 33 | 184 | 174 | 358 |
| 24 | Marine Engineering Technology | 0 | 0 | 53 | 1 | 72 | 1 | 0 | 0 | 0 | 0 | 125 | 2 | 127 |
| 25 | Maritime Transport & Business Studies | 0 | 0 | 69 | 6 | 50 | 11 | 0 | 0 | 0 | 0 | 119 | 17 | 136 |
| 26 | Nautical Science | 0 | 0 | 28 | 0 | 11 | 0 | 0 | 0 | 0 | 0 | 39 | 0 | 39 |
| 27 | Nutrition and Dietetics | 0 | 0 | 1 | 11 | 0 | 7 | 0 | 0 | 0 | 0 | 1 | 18 | 19 |
| 28 | Pest Management Technology | 0 | 0 | 29 | 1 | 27 | 2 | 70 | 74 | 82 | 48 | 208 | 125 | 333 |
| 29 | Pre-nd Science | 571 | 59 | 0 | 0 | 0 | 0 | 0 | 0 | 0 | 0 | 571 | 59 | 630 |
| 30 | Science Laboratory Technology | 0 | 0 | 220 | 393 | 135 | 205 | 0 | 0 | 0 | 0 | 355 | 598 | 953 |
| 31 | Soil Science & Technology | 0 | 0 | 0 | 0 | 0 | 0 | 77 | 92 | 70 | 86 | 147 | 178 | 325 |
| 32 | Statistics | 0 | 0 | 103 | 27 | 92 | 24 | 0 | 0 | 0 | 0 | 195 | 51 | 246 |
| 33 | Wild Life Management Technology | 0 | 0 | 78 | 25 | 71 | 20 | 37 | 23 | 37 | 23 | 223 | 91 | 314 |
| 34 | Wood & Paper Technology | 0 | 0 | 2 | 1 | 1 | 0 | 6 | 2 | 3 | 3 | 12 | 6 | 18 |
| Total | | 615 | 94 | 4972 | 2830 | 4387 | 2327 | 1955 | 1153 | 1622 | 941 | 13551 | 7345 | 20896 |

Table 5. 119: Colleges of Agriculture and Related Discipline Part-Time Enrolment Summary by Programs: 2016/2017

| S/No | Program | ND 1 | | ND 2 | | HND 1 | | HND 2 | | Total | | |
|--------------|---|------------|------------|------------|------------|-----------|-----------|-----------|-----------|------------|------------|-------------|
| | | M | F | M | F | M | F | M | F | M | F | MF |
| 1 | Agricultural Bio-Environmental Engineering | 3 | 1 | 2 | 1 | 0 | 0 | 0 | 0 | 5 | 2 | 7 |
| 2 | Agricultural Engineering Technology | 28 | 2 | 33 | 4 | 0 | 0 | 0 | 0 | 61 | 6 | 67 |
| 3 | Agricultural Extension & Management | 0 | 0 | 0 | 0 | 3 | 2 | 3 | 3 | 6 | 5 | 11 |
| 4 | Agricultural Technology (General Agriculture) | 49 | 27 | 44 | 30 | 0 | 0 | 0 | 0 | 93 | 57 | 150 |
| 5 | Agricultural Technology (Post Harvest) | 0 | 0 | 0 | 0 | 1 | 1 | 2 | 1 | 3 | 2 | 5 |
| 6 | Animal Health & Production Tech. | 70 | 33 | 31 | 25 | 0 | 0 | 0 | 0 | 101 | 58 | 159 |
| 7 | Animal Health Technology | 0 | 0 | 0 | 0 | 7 | 8 | 23 | 11 | 30 | 19 | 49 |
| 8 | Animal Production Technology | 15 | 10 | 15 | 10 | 3 | 2 | 7 | 4 | 40 | 26 | 66 |
| 9 | Computer Science | 15 | 17 | 6 | 3 | 0 | 0 | 0 | 0 | 21 | 20 | 41 |
| 10 | Crop Production Technology | 0 | 0 | 0 | 0 | 12 | 6 | 14 | 7 | 26 | 13 | 39 |
| 11 | Fisheries Technology | 2 | 0 | 5 | 3 | 0 | 0 | 0 | 0 | 7 | 3 | 10 |
| 12 | Forestry Technology | 8 | 3 | 8 | 1 | 9 | 4 | 6 | 0 | 31 | 8 | 39 |
| 13 | Home & Rural Economics | 19 | 14 | 9 | 12 | 0 | 0 | 0 | 0 | 28 | 26 | 54 |
| 14 | Horticulture & Landscape Tech | 5 | 0 | 5 | 3 | 10 | 3 | 20 | 7 | 40 | 13 | 53 |
| 15 | Leisure & Tourism Management | 16 | 12 | 16 | 12 | 0 | 0 | 0 | 0 | 32 | 24 | 56 |
| 16 | Marine Engineering Technology | 22 | 0 | 18 | 0 | 0 | 0 | 0 | 0 | 40 | 0 | 40 |
| 17 | Maritime Transport & Business Studies | 10 | 4 | 5 | 4 | 0 | 0 | 0 | 0 | 15 | 8 | 23 |
| 18 | Science Laboratory Technology | 20 | 27 | 15 | 12 | 0 | 0 | 0 | 0 | 35 | 39 | 74 |
| 19 | Wild Life Management Technology | 18 | 12 | 18 | 12 | 0 | 0 | 0 | 0 | 36 | 24 | 60 |
| Total | | 300 | 162 | 230 | 132 | 45 | 26 | 75 | 33 | 650 | 353 | 1003 |

Table 5. 120: Federal Colleges of Agriculture and Related Discipline Outturn Summary by Institutions: 2016/2017

| S/N | Institution | Location | ND | | HND | | Total | | |
|--------------|--|----------|-------------|------------|------------|------------|-------------|-------------|-------------|
| | | | M | F | M | F | M | F | MF |
| 1 | College of Agriculture, DAC-ABU, Kabba | Kogi | 17 | 15 | 17 | 11 | 34 | 26 | 60 |
| 2 | Federal College of Agricultural Produce, Kano | Kano | 154 | 52 | 24 | 9 | 178 | 61 | 239 |
| 3 | Federal College of Agriculture, Ishiagu | Ebonyi | 76 | 74 | 68 | 102 | 144 | 176 | 320 |
| 4 | Federal College of Animal Health & Production Technology, Ibadan, | Oyo | 110 | 83 | 99 | 71 | 209 | 154 | 363 |
| 5 | Federal College of Fisheries & Marine Technology, Victoria Island, | Lagos | 266 | 24 | 9 | 4 | 275 | 28 | 303 |
| 6 | Federal College of Forestry Mechanisation, Afaka | Kaduna | 61 | 31 | 52 | 15 | 113 | 46 | 159 |
| 7 | Federal College of Forestry, Jericho Hill | Oyo | 107 | 85 | 82 | 61 | 189 | 146 | 335 |
| 8 | Federal College of Forestry, Jos | Plateau | 79 | 75 | 43 | 32 | 122 | 107 | 229 |
| 9 | Federal College of Fresh Water Fisheries, Baga - Maiduguri | Borno | 5 | 1 | 5 | 1 | 10 | 2 | 12 |
| 10 | Federal College of Horticultural Technology, Dadin Kowa, Gombe State | Gombe | 61 | 19 | 48 | 17 | 109 | 36 | 145 |
| 11 | Federal College of Land Resources Technology, Owerri | Imo | 529 | 452 | 112 | 84 | 641 | 536 | 1177 |
| 12 | Federal College of Wildlife Management, New Bussa | Niger | 120 | 80 | 96 | 90 | 216 | 170 | 386 |
| 13 | Samaru College of Agriculture, DAC ABU, Zaria | Kaduna | 0 | 0 | 127 | 68 | 127 | 68 | 195 |
| Total | | | 1585 | 991 | 782 | 565 | 2367 | 1556 | 3923 |

Table 5. 121: State Colleges of Agriculture and Related Discipline Outturn Summary by Institutions: 2016/2017

| S/N | Institution | Location | Pre-ND | | ND | | HND | | Total | | |
|--------------|--|----------|------------|-----------|-------------|------------|------------|------------|-------------|-------------|-------------|
| | | | M | F | M | F | M | F | M | F | MF |
| 1 | Anambra State College of Agriculture, | Anambra | 0 | 0 | 7 | 21 | 0 | 0 | 7 | 21 | 28 |
| 2 | Binyaminu Usman College of Agriculture, Hadejia | Jigawa | 0 | 0 | 134 | 29 | 20 | 4 | 154 | 33 | 187 |
| 3 | College of Agriculture and Animal Health, Bakura | Zamfara | 0 | 0 | 86 | 3 | 24 | 1 | 110 | 4 | 114 |
| 4 | College of Agriculture, Lafia | Nasarawa | 0 | 0 | 321 | 137 | 135 | 81 | 456 | 218 | 674 |
| 5 | College of Agriculture, Zuru | Kebbi | 320 | 37 | 597 | 62 | 130 | 40 | 1047 | 139 | 1186 |
| 6 | Mohamet Lawan College of Agriculture, Maiduguri | Borno | 0 | 0 | 133 | 101 | 147 | 48 | 280 | 149 | 429 |
| 7 | Niger State College of Agriculture, Mokwa | Niger | 0 | 0 | 137 | 140 | 0 | 0 | 137 | 140 | 277 |
| 8 | Oyo State College of Agriculture, Igbo-Ora | Oyo | 0 | 0 | 181 | 142 | 38 | 20 | 219 | 162 | 381 |
| 9 | Plateau State College of Agriculture, Garkawa | Plateau | 0 | 0 | 100 | 132 | 0 | 0 | 100 | 132 | 232 |
| 10 | Yobe State College of Agriculture, Gujba | Yobe | 0 | 0 | 806 | 96 | 277 | 33 | 1083 | 129 | 1212 |
| Total | | | 320 | 37 | 2502 | 863 | 771 | 227 | 3593 | 1127 | 4720 |

Table 5. 122: Colleges of Agriculture and Related Discipline Full-Time Outturn Summary by Programs: 2016/2017

| S/No | Program | Pre-ND | | ND | | HND | | Total | | |
|--------------|---|------------|-----------|-------------|-------------|-------------|------------|-------------|-------------|-------------|
| | | M | F | M | F | M | F | M | F | MF |
| 1 | Agric & Bio-Env Engr. Tech.(Soil & Water) | 0 | 0 | 0 | 0 | 36 | 6 | 36 | 6 | 42 |
| 2 | Agricultural Bio-Environmental Engineering | 0 | 0 | 130 | 29 | 28 | 3 | 158 | 32 | 190 |
| 3 | Agricultural Engineering (Farm Power Machine) | 0 | 0 | 0 | 0 | 4 | 6 | 4 | 6 | 10 |
| 4 | Agricultural Engineering Technology | 0 | 0 | 127 | 28 | 0 | 0 | 127 | 28 | 155 |
| 5 | Agricultural Extension & Management | 0 | 0 | 26 | 2 | 326 | 167 | 352 | 169 | 521 |
| 6 | Agricultural Technology (General Agriculture) | 0 | 0 | 921 | 496 | 0 | 0 | 921 | 496 | 1417 |
| 7 | Agricultural Technology (Post Harvest) | 0 | 0 | 0 | 0 | 1 | 0 | 1 | 0 | 1 |
| 8 | Animal Health & Production Tech. | 0 | 0 | 1105 | 287 | 140 | 38 | 1245 | 325 | 1570 |
| 9 | Animal Health Technology | 0 | 0 | 216 | 115 | 219 | 73 | 435 | 188 | 623 |
| 10 | Animal Production Technology | 0 | 0 | 29 | 30 | 174 | 116 | 203 | 146 | 349 |
| 11 | Computer Science | 0 | 0 | 432 | 312 | 0 | 0 | 432 | 312 | 744 |
| 12 | Crop Production Technology | 0 | 0 | 32 | 4 | 86 | 64 | 118 | 68 | 186 |
| 13 | Fisheries Technology | 0 | 0 | 204 | 56 | 35 | 14 | 239 | 70 | 309 |
| 14 | Food Technology | 0 | 0 | 8 | 17 | 0 | 0 | 8 | 17 | 25 |
| 15 | Forestry Technology | 0 | 0 | 262 | 95 | 83 | 27 | 345 | 122 | 467 |
| 16 | Home & Rural Economics | 0 | 0 | 63 | 189 | 10 | 55 | 73 | 244 | 317 |
| 17 | Horticulture & Landscape Tech | 0 | 0 | 84 | 83 | 81 | 28 | 165 | 111 | 276 |
| 18 | Leisure & Tourism Management | 0 | 0 | 5 | 3 | 35 | 25 | 40 | 28 | 68 |
| 19 | Marine Engineering Technology | 0 | 0 | 118 | 3 | 0 | 0 | 118 | 3 | 121 |
| 20 | Maritime Transport & Business Studies | 0 | 0 | 49 | 11 | 0 | 0 | 49 | 11 | 60 |
| 21 | Nautical Science | 0 | 0 | 77 | 3 | 0 | 0 | 77 | 3 | 80 |
| 22 | Nutrition and Dietetics | 0 | 0 | 0 | 7 | 0 | 0 | 0 | 7 | 7 |
| 23 | Pasture & Range Management | 0 | 0 | 0 | 0 | 16 | 10 | 16 | 10 | 26 |
| 24 | Pest Management Technology | 0 | 0 | 25 | 2 | 122 | 48 | 147 | 50 | 197 |
| 25 | Pre-nd Science | 320 | 37 | 0 | 0 | 0 | 0 | 320 | 37 | 357 |
| 26 | Science Laboratory Technology | 0 | 0 | 51 | 48 | 0 | 0 | 51 | 48 | 99 |
| 27 | Soil Science & Technology | 0 | 0 | 0 | 0 | 113 | 84 | 113 | 84 | 197 |
| 28 | Statistics | 0 | 0 | 51 | 16 | 0 | 0 | 51 | 16 | 67 |
| 29 | Wild Life Management Technology | 0 | 0 | 51 | 14 | 39 | 27 | 90 | 41 | 131 |
| 30 | Wood & Paper Technology | 0 | 0 | 7 | 3 | | | | | |
| Total | | 320 | 37 | 4073 | 1853 | 1548 | 791 | 5934 | 2678 | 8612 |

Table 5. 123: Colleges of Agriculture and Related Discipline Part-Time Outturn Summary by Programs: 2016/2017

| S/No | Program | ND | | HND | | Total | | |
|--------------|---------------------------------------|-----------|----------|----------|----------|-----------|----------|-----------|
| | | M | F | M | F | M | F | MF |
| 1 | Marine Engineering Technology | 9 | 1 | 0 | 0 | 9 | 1 | 10 |
| 2 | Maritime Transport & Business Studies | 5 | 0 | 0 | 0 | 5 | 0 | 5 |
| Total | | 14 | 1 | 0 | 0 | 14 | 1 | 15 |

Table 5. 124: Federal Colleges of Agriculture and Related Discipline, Teaching Staff Distribution by Qualifications: 2016/2017

| S/No | Institution | Location | HND | | Bachelors | | Masters | | PhD | | Total | | |
|--------------|--|----------|------------|------------|------------|------------|------------|------------|-----------|-----------|------------|------------|-------------|
| | | | M | F | M | F | M | F | M | F | M | F | MF |
| 1 | College of Agriculture, DAC-ABU, Kabba | Kogi | 24 | 14 | 9 | 1 | 11 | 4 | 11 | 3 | 55 | 22 | 77 |
| 2 | Federal College of Fresh Water Fisheries, Baga - Maiduguri | Borno | 4 | 1 | 16 | 2 | 12 | 1 | 2 | 1 | 34 | 5 | 39 |
| 3 | Federal College of Forestry, Jericho Hill | Oyo | 11 | 7 | 19 | 10 | 37 | 33 | 7 | 9 | 74 | 59 | 133 |
| 4 | Federal College of Forestry, Jos | Plateau | 25 | 10 | 31 | 15 | 34 | 21 | 8 | 0 | 98 | 46 | 144 |
| 5 | Federal College of Animal Health & Production Technology, Vom | Plateau | 11 | 2 | 29 | 10 | 41 | 11 | 4 | 2 | 85 | 25 | 110 |
| 6 | Federal College of Animal Health & Production Technology, Ibadan | Oyo | 14 | 12 | 24 | 23 | 44 | 40 | 8 | 7 | 90 | 82 | 172 |
| 7 | Federal College of Horticultural Technology, Dadin Kowa, Gombe State | Gombe | 12 | 9 | 34 | 7 | 23 | 3 | 7 | | 76 | 19 | 95 |
| 8 | Federal College of Forestry Mechanisation, Afaka | Kaduna | 39 | 23 | 26 | 13 | 34 | 13 | 8 | 5 | 107 | 54 | 161 |
| 9 | Federal College of Agricultural Produce, Kano | Kano | 15 | 9 | 25 | 9 | 18 | 9 | 1 | 1 | 59 | 28 | 87 |
| 10 | Federal College of Wildlife Management, New Bussa | Niger | 31 | 17 | 42 | 16 | 18 | 5 | 5 | | 96 | 38 | 134 |
| 11 | Federal College of Fisheries & Marine Technology, Victoria Island | Lagos | 13 | 10 | 10 | 2 | 17 | 8 | 4 | 2 | 44 | 22 | 66 |
| 12 | Samaru College of Agriculture, DAC ABU, Zaria | Kaduna | 19 | 12 | 6 | | 25 | 12 | 14 | 4 | 64 | 28 | 92 |
| 13 | Federal College of Agriculture, Ishiagu | Ebonyi | 23 | 15 | 19 | 17 | 20 | 7 | 18 | 2 | 80 | 41 | 121 |
| 14 | Federal College of Land Resources Technology, Owerri | Imo | 1 | 2 | 4 | 0 | 9 | 7 | 1 | 0 | 15 | 9 | 24 |
| Total | | | 242 | 143 | 294 | 125 | 343 | 174 | 98 | 36 | 977 | 478 | 1455 |

Table 5. 125: State Colleges of Agriculture and Related Discipline, Teaching Staff Distribution by Qualifications 2016/2017

| S/No | Institution | Location | HND | | Bachelors | | Masters | | PhD | | Total | | |
|--------------|--|----------|------------|-----------|------------|-----------|------------|-----------|-----------|----------|------------|------------|-------------|
| | | | M | F | M | F | M | F | M | F | M | F | MF |
| 1 | College of Agriculture, Lafia | Nasarawa | 13 | 6 | 11 | 2 | 10 | 4 | 10 | 0 | 44 | 12 | 56 |
| 2 | Niger State College of Agriculture, Mokwa | Niger | 15 | 5 | 5 | 10 | 17 | 1 | 6 | | 43 | 16 | 59 |
| 3 | College of Agriculture and Animal Health, Bakura | Bauchi | 0 | 0 | 0 | 0 | 0 | 0 | 0 | 0 | 0 | 0 | 0 |
| 4 | Binyaminu Usman College of Agriculture, Hadejia | Jigawa | 12 | 2 | 40 | 2 | 27 | 2 | 1 | 1 | 80 | 7 | 87 |
| 5 | Anambra State College of Agriculture | Anambra | 2 | 3 | 6 | 8 | 9 | 4 | 1 | 1 | 18 | 16 | 34 |
| 6 | Enugu State College of Agriculture, Iwollo | Enugu | 5 | 3 | 14 | 6 | 16 | 7 | 6 | 0 | 41 | 16 | 57 |
| 7 | Akperan Orshi College of Agriculture, Yandev | Benue | 36 | 17 | 71 | 14 | 50 | 10 | 2 | 2 | 159 | 43 | 202 |
| 8 | Mohamet Lawan College of Agriculture, Maiduguri | Borno | 5 | 2 | 34 | 14 | 7 | 4 | 1 | | 47 | 20 | 67 |
| 9 | Bauchi State College of Agriculture, Bauchi | Bauchi | 16 | | 18 | 2 | 15 | 1 | 5 | 1 | 54 | 4 | 58 |
| 10 | College of Agriculture, Zuru | Kebbi | 54 | 15 | 39 | 14 | 22 | 2 | 20 | | 135 | 31 | 166 |
| 11 | Plateau State College of Agriculture, Garkawa | Plateau | 28 | 3 | 3 | 5 | 26 | 3 | 5 | | 62 | 11 | 73 |
| 12 | Yobe State College of Agriculture, Gujba | Yobe | 10 | | 59 | 4 | 35 | 1 | 2 | | 106 | 5 | 111 |
| 13 | Oyo State College of Agriculture, Igbo-Ora | Oyo | 19 | 6 | 10 | 10 | 72 | 37 | 2 | 1 | 103 | 54 | 157 |
| Total | | | 215 | 62 | 310 | 91 | 306 | 76 | 61 | 6 | 892 | 235 | 1127 |

Table 5.3.77: Federal Colleges of Health Sciences Enrolment Summary by Institutions: 2016/2017

| S/N | Institution | Location | ND 1 | | ND 2 | | HND 1 | | HND 2 | | Total | | |
|--------------|---|-------------|------------|------------|------------|------------|------------|------------|------------|------------|-------------|-------------|-------------|
| | | | M | F | M | F | M | F | M | F | M | F | MF |
| 1 | ABUTH School of Health, Information Management, Zaria | Kaduna | 22 | 34 | 26 | 31 | 29 | 33 | 23 | 35 | 100 | 133 | 233 |
| 2 | AKTH School of Health Information Management, Kano | Kano | 19 | 10 | 0 | 0 | 13 | 15 | 0 | 0 | 32 | 25 | 57 |
| 3 | Federal College of Orthopaedic Technology, Lagos | Lagos | 16 | 24 | 10 | 10 | 9 | 9 | 6 | 9 | 41 | 52 | 93 |
| 4 | Federal School of Dental & Therapy Tech., Transekulu- Enugu | Enugu | 90 | 188 | 104 | 213 | 122 | 156 | 104 | 232 | 420 | 789 | 1209 |
| 5 | LUTH School of Health and Management Information, Idi Araba | Lagos | 7 | 16 | 4 | 25 | 14 | 31 | 8 | 39 | 33 | 111 | 144 |
| 6 | OAUTH School of Health Information Management, Ile-Ife | Oyo | 9 | 40 | 11 | 34 | 16 | 26 | 10 | 26 | 46 | 126 | 172 |
| 7 | School of Health Information Management, Nnamdi Azikiwe University Teaching | Anambra | 3 | 24 | 1 | 37 | 5 | 52 | 8 | 49 | 17 | 162 | 179 |
| 8 | School of Health Information Management, University of Uyo, | Akwa Ibom | 0 | 20 | 4 | 25 | 8 | 24 | 2 | 7 | 14 | 76 | 90 |
| 9 | School of Health Information, University of Calabar Teaching Hospital | Cross River | 7 | 34 | 10 | 38 | 12 | 53 | 14 | 56 | 43 | 181 | 224 |
| 10 | UBTH, School of Health Information Management, Benin | Edo | 1 | 22 | 9 | 43 | 11 | 51 | 13 | 52 | 34 | 168 | 202 |
| 11 | UCH School of Health Information Management, Ibadan | Oyo | 16 | 44 | 9 | 51 | 0 | 0 | 0 | 0 | 25 | 95 | 120 |
| 12 | UDUTH School of Health Information Management, Sokoto | Sokoto | 27 | 33 | 28 | 32 | 38 | 22 | 35 | 25 | 128 | 112 | 240 |
| 13 | UITH, School of Health Information Management, Ilorin | Kwara | 6 | 47 | 8 | 48 | 34 | 53 | 30 | 57 | 78 | 205 | 283 |
| 14 | UMTH, School of Health Information Management, Maiduguri | Borno | 20 | 27 | 15 | 21 | 20 | 12 | 18 | 12 | 73 | 72 | 145 |
| Total | | | 243 | 563 | 239 | 608 | 331 | 537 | 271 | 599 | 1084 | 2307 | 3391 |

Table 5. 126: State Colleges of Health Sciences Enrolment Summary by Institutions: 2016/2017

| S/N | Institution | Location | ND 1 | | ND 2 | | HND 1 | | HND 2 | | Total | | |
|--------------|---|-------------|------------|------------|------------|------------|------------|------------|------------|------------|------------|-------------|-------------|
| | | | M | F | M | F | M | F | M | F | M | F | MF |
| 1 | Abia State College of Health Sciences and Management Technology | Abia | 60 | 127 | 56 | 130 | 18 | 65 | 9 | 19 | 143 | 341 | 484 |
| 2 | College of Health Technology, Zawan | Plateau | 19 | 41 | 11 | 41 | 12 | 39 | 12 | 37 | 54 | 158 | 212 |
| 3 | Cross Rivers State College of Health Technology, Calabar | Cross River | 13 | 116 | 38 | 175 | 22 | 69 | 18 | 50 | 91 | 410 | 501 |
| 4 | Delta State School of Health Technology, Ughelli | Delta | 19 | 150 | 16 | 100 | 15 | 65 | 17 | 55 | 67 | 370 | 437 |
| 5 | Imo State College of Nursing & Health Sciences, Amaigbo | Imo | 6 | 58 | 7 | 107 | 0 | 0 | 0 | 0 | 13 | 165 | 178 |
| 6 | Ogun State College of Health Technology, Ijebu, Ilese, | Ogun | 57 | 233 | 63 | 223 | 54 | 200 | 63 | 168 | 237 | 824 | 1061 |
| 7 | Rivers State College of Health Technology, Port Harcourt | Rivers | 64 | 56 | 55 | 47 | 0 | 0 | 0 | 0 | 119 | 103 | 222 |
| 8 | School of Health Technology, Akure | Ondo | 21 | 46 | 20 | 33 | 29 | 49 | 19 | 53 | 89 | 181 | 270 |
| Total | | | 259 | 827 | 266 | 856 | 150 | 487 | 138 | 382 | 813 | 2552 | 3365 |

Table 5. 127: Private Colleges of Health Sciences Enrolment Summary by Institutions: 2016/2017

| | | | ND 1 | | ND 2 | | HND 1 | | HND 2 | | Total | | |
|--------------|---|----------|------------|------------|------------|------------|-----------|-----------|----------|----------|------------|------------|-------------|
| S/N | Institution | Location | M | F | M | F | M | F | M | F | M | F | MF |
| 1 | Millenium College of Health Technology, Akure | Ondo | 10 | 41 | 6 | 12 | 0 | 0 | 0 | 0 | 16 | 53 | 69 |
| 2 | Newgate College of Health Technology, Minna | Niger | 158 | 248 | 176 | 292 | 0 | 0 | 0 | 0 | 334 | 540 | 874 |
| 3 | NKST College of Health Technology. Mkar | Benue | 39 | 62 | 30 | 49 | 12 | 33 | 1 | 0 | 82 | 144 | 226 |
| Total | | | 207 | 351 | 212 | 353 | 12 | 33 | 1 | 0 | 432 | 737 | 1169 |

Table 5. 128: Colleges of Health Sciences Full-Time Enrolment Summary by Programs: 2016/2017

| | | ND 1 | | ND 2 | | HND 1 | | HND 2 | | Total | | |
|--------------|-----------------------------------|------------|-------------|------------|-------------|------------|-------------|------------|------------|-------------|-------------|-------------|
| S/N | Program | M | F | M | F | M | F | M | F | M | F | MF |
| 1 | Community Health | 119 | 310 | 113 | 306 | 33 | 100 | 15 | 49 | 280 | 765 | 1045 |
| 2 | Dental Technology | 51 | 160 | 55 | 166 | 66 | 132 | 53 | 147 | 225 | 605 | 830 |
| 3 | Dental Therapy | 66 | 133 | 74 | 143 | 76 | 118 | 73 | 158 | 289 | 552 | 841 |
| 4 | Environmental Health Technology | 153 | 307 | 183 | 353 | 61 | 196 | 79 | 166 | 476 | 1022 | 1498 |
| 5 | Health Information Management | 221 | 643 | 211 | 673 | 238 | 472 | 181 | 419 | 851 | 2207 | 3058 |
| 6 | Medical Imaging Technology | 31 | 26 | 19 | 13 | 0 | 0 | 0 | 0 | 50 | 39 | 89 |
| 7 | Nutrition and Dietetics | 24 | 87 | 28 | 119 | 0 | 0 | 0 | 0 | 52 | 206 | 258 |
| 8 | Orthopedics Cast Technology | 6 | 13 | 0 | 0 | 0 | 0 | 0 | 0 | 6 | 13 | 19 |
| 9 | Prosthetic & Orthotics Technology | 10 | 11 | 10 | 10 | 9 | 9 | 6 | 9 | 35 | 39 | 74 |
| 10 | Public Health Nursing | 26 | 34 | 24 | 34 | 10 | 30 | 3 | 33 | 63 | 131 | 194 |
| Total | | 707 | 1724 | 717 | 1817 | 493 | 1057 | 410 | 981 | 2327 | 5579 | 7906 |

Table 5. 129: Colleges of Health Sciences Part-Time Enrolment Summary by Programs: 2016/2017

| | | ND 1 | | ND 2 | | HND 1 | | HND 2 | | Total | | |
|--------------|-------------------------------|----------|-----------|----------|----------|----------|----------|----------|----------|----------|-----------|-----------|
| S/N | Program | M | F | M | F | M | F | M | F | M | F | MF |
| 1 | Health Information Management | 2 | 17 | 0 | 0 | 0 | 0 | 0 | 0 | 2 | 17 | 19 |
| Total | | 2 | 17 | 0 | 0 | 0 | 0 | 0 | 0 | 2 | 17 | 19 |

Table 5. 130: Federal Colleges of Health Sciences Outturn Summary by Institutions: 2016/2017

| | | | ND | | HND | | Total | | |
|--------------|---|-------------|------------|------------|------------|------------|------------|------------|-------------|
| S/N | Institution | Location | M | F | M | F | M | F | MF |
| 1 | ABUTH School of Health, Information Management, Zaria | Kaduna | 20 | 40 | 30 | 28 | 50 | 68 | 118 |
| 2 | Federal School of Dental & Therapy Tech., Transekulu- Enugu | Enugu | 111 | 122 | 0 | 0 | 111 | 122 | 233 |
| 3 | LUTH School of Health and Management Information, Idi Araba | Lagos | 4 | 25 | 9 | 38 | 13 | 63 | 76 |
| 4 | OAUTH School of Health Information Management, Ile-Ife | Oyo | 10 | 34 | 10 | 26 | 20 | 60 | 80 |
| 5 | School of Health Information Management, Nnamdi Azikiwe University Teaching | Anambra | 1 | 24 | 6 | 30 | 7 | 54 | 61 |
| 6 | School of Health Information Management, University of Uyo, | Akwa Ibom | 3 | 17 | 0 | 0 | 3 | 17 | 20 |
| 7 | School of Health Information, University of Calabar Teaching Hospital | Cross River | 11 | 37 | 12 | 52 | 23 | 89 | 112 |
| 8 | UBTH, School of Health Information Management, Benin | Edo | 18 | 85 | 24 | 114 | 42 | 199 | 241 |
| 9 | UCH School of Health Information Management, Ibadan | Oyo | 12 | 35 | 0 | 0 | 12 | 35 | 47 |
| 10 | UIH, School of Health Information Management, Ilorin | Kwara | 4 | 26 | 23 | 41 | 27 | 67 | 94 |
| 11 | UMTH, School of Health Information Management, Maiduguri | Borno | 22 | 45 | 9 | 14 | 31 | 59 | 90 |
| Total | | | 216 | 490 | 123 | 343 | 339 | 833 | 1172 |

Table 5. 131: State Colleges of Health Sciences Outturn Summary by Institutions: 2016/2017

| S/N | Institution | Location | ND | | HND | | Total | | |
|--------------|---|-------------|------------|------------|------------|------------|------------|-------------|-------------|
| | | | M | F | M | F | M | F | MF |
| 1 | Abia State College of Health Sciences and Management Technology | Abia | 52 | 120 | 0 | 0 | 52 | 120 | 172 |
| 2 | College of Health Technology, Zawan | Plateau | 16 | 38 | 22 | 0 | 38 | 38 | 76 |
| 3 | Cross Rivers State College of Health Technology, Calabar | Cross River | 47 | 172 | 20 | 101 | 67 | 273 | 340 |
| 4 | Delta State School of Health Technology, Ughelli | Delta | 18 | 82 | 8 | 27 | 26 | 109 | 135 |
| 5 | Imo State College of Nursing & Health Sciences, Amaigbo | Imo | 3 | 35 | 0 | 0 | 3 | 35 | 38 |
| 6 | Ogun State College of Health Technology, Ijebu, Ilese, | Ogun | 48 | 203 | 47 | 165 | 95 | 368 | 463 |
| 7 | Rivers State College of Health Technology, Port Harcourt | Rivers | 18 | 60 | 0 | 0 | 18 | 60 | 78 |
| 8 | School of Health Technology, Akure | Ondo | 12 | 17 | 16 | 43 | 28 | 60 | 88 |
| Total | | | 214 | 727 | 113 | 336 | 327 | 1063 | 1390 |

Table 5. 132: Private Colleges of Health Sciences Outturn Summary by Institutions: 2016/2017

| S/N | Institution | Location | ND | | HND | | Total | | |
|--------------|---|----------|-----------|-----------|----------|----------|-----------|-----------|------------|
| | | | M | F | M | F | M | F | MF |
| 1 | NKST College of Health Technology, Mkar | Benue | 30 | 74 | 3 | 5 | 33 | 79 | 112 |
| Total | | | 30 | 74 | 3 | 5 | 33 | 79 | 112 |

Table 5. 133: Colleges of Health Sciences Full-Time Outturn Summary by Programs: 2016/2017

| S/N | Program | ND | | HND | | Total | | |
|--------------|---------------------------------|------------|-------------|------------|------------|------------|-------------|-------------|
| | | M | F | M | F | M | F | MF |
| 1 | Community Health | 69 | 203 | 27 | 17 | 96 | 220 | 316 |
| 2 | Dental Technology | 71 | 96 | 8 | 30 | 79 | 126 | 205 |
| 3 | Dental Therapy | 57 | 114 | 5 | 48 | 62 | 162 | 224 |
| 4 | Environmental Health Technology | 84 | 280 | 53 | 138 | 137 | 418 | 555 |
| 5 | Health Information Management | 159 | 519 | 138 | 380 | 297 | 899 | 1196 |
| 6 | Medical Imaging Technology | 8 | 22 | 0 | 0 | 8 | 22 | 30 |
| 7 | Nutrition and Dietetics | 8 | 35 | 0 | 0 | 8 | 35 | 43 |
| 8 | Public Health Nursing | 4 | 22 | 8 | 71 | 12 | 93 | 105 |
| Total | | 460 | 1291 | 239 | 684 | 699 | 1975 | 2674 |

Table 5. 134: Federal Colleges of Health Sciences Teaching Staff Summary by Qualifications: 2016/2017

| Institution | Location | HND | | Bachelors | | Masters | | PhD | | Total | | |
|---|-------------|-----------|-----------|-----------|-----------|------------|-----------|-----------|-----------|------------|------------|------------|
| | | M | F | M | F | M | F | M | F | M | F | MF |
| ABUTH School of Health, Information Management, Zaria | Kaduna | 2 | 0 | 8 | 1 | 11 | 1 | 0 | 0 | 21 | 2 | 23 |
| AKTH School of Health Information Management, Kano | Kano | 5 | 2 | 14 | 4 | 10 | 3 | 0 | 0 | 29 | 9 | 38 |
| Federal College of Orthopaedic Technology, Lagos | Lagos | 4 | 2 | 4 | 4 | 21 | 4 | 0 | 0 | 29 | 10 | 39 |
| Federal School of Dental & Therapy Tech., Transekulu-Enugu | Enugu | 3 | 1 | 1 | 3 | 18 | 12 | 6 | 0 | 28 | 16 | 44 |
| LUTH School of Health and Management Information, Idi Araba | Lagos | 0 | 0 | 0 | 0 | 21 | 7 | 0 | 0 | 21 | 7 | 28 |
| OAUTH School of Health Information Management, Ile-Ife | Oyo | 0 | 0 | 2 | 1 | 9 | 7 | 5 | 2 | 16 | 10 | 26 |
| School of Health Information Management, Nnamdi Azikiwe University Teaching | Anambra | 1 | 2 | 6 | 9 | 5 | 3 | 0 | 1 | 12 | 15 | 27 |
| School of Health Information Management, University of Uyo, | Akwa Ibom | 0 | 0 | 6 | 4 | 7 | 2 | 1 | 1 | 14 | 7 | 21 |
| School of Health Information, University of Calabar Teaching Hospital | Cross River | 0 | 0 | 8 | 11 | 7 | 3 | 0 | 1 | 15 | 15 | 30 |
| UBTH, School of Health Information Management, Benin | Edo | 3 | 5 | 5 | 4 | 5 | 3 | 3 | 0 | 16 | 12 | 28 |
| UCH School of Health Information Management, Ibadan | Oyo | 1 | 0 | 1 | 1 | 13 | 9 | 2 | 2 | 17 | 12 | 29 |
| UDUTH School of Health Information Management, Sokoto | Sokoto | 10 | 3 | 10 | 2 | 10 | 1 | 2 | 2 | 32 | 8 | 40 |
| UMTH, School of Health Information Management, Maiduguri | Borno | 4 | 0 | 7 | 5 | 9 | 1 | 0 | 3 | 20 | 9 | 29 |
| Total | | 33 | 15 | 72 | 49 | 146 | 56 | 19 | 12 | 270 | 132 | 402 |

Table 5. 135: State Colleges of Health Sciences Teaching Staff Summary by Qualifications: 2016/2017

| Institution | Location | HND | | Bachelors | | Masters | | PhD | | Total | | |
|---|-------------|-----------|-----------|------------|------------|------------|-----------|-----------|----------|------------|------------|------------|
| | | M | F | M | F | M | F | M | F | M | F | MF |
| Abia State College of Health Sciences and Management Technology | Abia | 24 | 20 | 52 | 61 | 22 | 27 | 1 | 0 | 99 | 108 | 207 |
| College of Health Technology, Zawan | Plateau | 7 | 5 | 1 | | 0 | 0 | 0 | 0 | 8 | 5 | 13 |
| Cross Rivers State College of Health Technology, Calabar | Cross River | 11 | 11 | 21 | 14 | 16 | 9 | 3 | 6 | 51 | 40 | 91 |
| Delta State School of Health Technology, Ughelli | Delta | 9 | 7 | 14 | 30 | 19 | 9 | 0 | 1 | 42 | 47 | 89 |
| Imo State College of Nursing & Health Sciences, Amaigbo | Imo | 4 | 2 | 0 | 0 | 3 | 2 | 0 | 0 | 7 | 4 | 11 |
| Ogun State College of Health Technology, Ijebu, Ilese, | Ogun | 4 | 3 | 3 | 3 | 27 | 20 | 1 | | 35 | 26 | 61 |
| Rivers State College of Health Technology, Port Harcourt | Rivers | 4 | 0 | 15 | 1 | 20 | 5 | 3 | 1 | 42 | 7 | 49 |
| School of Health Technology, Akure | Ondo | 1 | 0 | 16 | 15 | 14 | 7 | 2 | 0 | 33 | 22 | 55 |
| Total | | 64 | 48 | 122 | 124 | 121 | 79 | 10 | 8 | 317 | 259 | 576 |

Table 5. 136: Private Colleges of Health Sciences Teaching Staff Summary by Qualifications: 2016/2017

| S/N | Institution | Location | HND | | Bachelors | | Masters | | PhD | | Total | | |
|--------------|---|----------|-----------|----------|-----------|-----------|-----------|-----------|----------|----------|------------|-----------|------------|
| | | | M | F | M | F | M | F | M | F | M | F | MF |
| 1 | NKST College of Health Technology, Mkar | Benue | 12 | 0 | 36 | 4 | 6 | 0 | 0 | 0 | 54 | 4 | 58 |
| 2 | Millenium College of Health Technology, | Ondo | 2 | 5 | 12 | 6 | 9 | 1 | 1 | 0 | 24 | 12 | 36 |
| 3 | Newgate College of Health Technology | Niger | 5 | 2 | 26 | 14 | 12 | 11 | 1 | 0 | 44 | 27 | 71 |
| Total | | | 19 | 7 | 74 | 24 | 27 | 12 | 2 | 0 | 122 | 43 | 165 |

Table 5. 137: Federal Specialised Institutions Enrolment Summary by Institutions: 2016/2017

| Institution | Location | ND 1 | | ND 2 | | HND 1 | | HND 2 | | Total | | |
|---|-------------|------------|------------|------------|------------|------------|------------|------------|------------|-------------|-------------|-------------|
| | | M | F | M | F | M | F | M | F | M | F | MF |
| Federal Cooperative College, Ibadan | Oyo | 34 | 46 | 38 | 41 | 38 | 42 | 35 | 42 | 145 | 171 | 316 |
| Federal Cooperative College, Oji-river | Enugu | 52 | 103 | 47 | 98 | 38 | 97 | 33 | 95 | 170 | 393 | 563 |
| Federal School of Statistics, Manchok | Kaduna | 31 | 25 | 65 | 42 | 0 | 0 | 0 | 0 | 96 | 67 | 163 |
| Federal Training Centre, Calabar | Cross River | 13 | 15 | 16 | 17 | 10 | 1 | 5 | 0 | 44 | 33 | 77 |
| Federal Training Centre, Enugu | Enugu | 39 | 40 | 39 | 37 | 0 | 0 | 0 | 0 | 78 | 77 | 155 |
| Federal Training Centre, Ilorin | Kwara | 23 | 16 | 24 | 9 | 0 | 0 | 0 | 0 | 47 | 25 | 72 |
| Federal Training Centre, Lagos | Lagos | 16 | 20 | 35 | 30 | 1 | 0 | 2 | 4 | 54 | 54 | 108 |
| Maritime Academy of Nigeria, Oron | Akwa Ibom | 274 | 26 | 517 | 23 | 302 | 32 | 267 | 47 | 1360 | 128 | 1488 |
| National Water Resources Institute, Mando | Kaduna | 59 | 3 | 28 | 4 | 3 | | 1 | | 91 | 7 | 98 |
| Nigerian Army School of Finance, Apapa | Lagos | 63 | 17 | 57 | 16 | 67 | 9 | 62 | 9 | 249 | 51 | 300 |
| Nigerian Army School of Signals, Apapa | Lagos | 8 | | 7 | 1 | 0 | 0 | 0 | 0 | 31 | 2 | 33 |
| Nigerian College of Aviation Technology (NCAT), Zaria | Kaduna | 19 | 1 | 11 | 1 | 6 | 1 | 10 | | 46 | 3 | 49 |
| Nigerian Navy Finance and Logistics College, Owerri | Abia | 16 | 2 | 35 | 4 | 0 | 0 | 0 | 0 | 51 | 6 | 57 |
| Total | | 647 | 314 | 919 | 323 | 465 | 182 | 415 | 197 | 2462 | 1017 | 3479 |

Table 5. 138: State Specialised Institutions Enrolment Summary by Institutions: 2016/2017

| Institution | Location | ND 1 | | ND 2 | | Total | | |
|--|----------|------------|-----------|------------|-----------|------------|------------|------------|
| | | M | F | M | F | M | F | MF |
| College of Business and Management Studies, Konduga | Borno | 99 | 56 | 99 | 56 | 198 | 112 | 310 |
| Jigawa State Institute of Information Technology, | Jigawa | 27 | 5 | 21 | 3 | 48 | 8 | 56 |
| Michael Imodu National Institute For Labour Studies, | Kwara | 14 | 4 | 13 | 6 | 27 | 10 | 37 |
| Total | | 140 | 65 | 133 | 65 | 273 | 130 | 403 |

Table 5. 139: Private Specialised Institutions Enrolment Summary by Institutions: 2016/2017

| Institution | Location | ND 1 | | ND 2 | | HND 1 | | HND 2 | | Total | | |
|---|----------|-----------|------------|-----------|------------|-----------|-----------|-----------|-----------|-----------|-----------|-----------|
| | | M | F | M | F | M | F | M | F | M | F | MF |
| Nigerian Institute of Journalism, Ogba-ikeja Lagos | Lagos | 43 | 95 | 57 | 86 | 22 | 62 | 26 | 66 | 14 | 30 | 45 |
| Wavecrest College of Catering & Hospitality Management, Lagos | Lagos | | 22 | | 18 | | 11 | | 9 | 0 | 60 | 60 |
| Total | | 43 | 117 | 57 | 104 | 22 | 73 | 26 | 75 | 14 | 36 | 51 |

Table 5. 140: Specialised Institutions Full-Time Enrolment Summary by Programs: 2016/2017

| Program | ND 1 | | ND 2 | | HND 1 | | HND 2 | | Total | | |
|---|------------|------------|-------------|------------|------------|------------|------------|------------|-------------|-------------|-------------|
| | M | F | M | F | M | F | M | F | M | F | MF |
| Accountancy | 63 | 26 | 76 | 27 | 35 | 5 | 31 | 4 | 205 | 62 | 267 |
| Aircraft Engineering (Airframe and Power Plant) | 0 | 0 | 0 | 0 | 5 | | 5 | | 10 | 0 | 10 |
| Aircraft Engineering (Avionics) | 0 | 0 | 0 | 0 | 1 | 1 | 5 | | 6 | 1 | 7 |
| Boat & Ship Building Engineering Technology | 51 | 3 | 76 | | 0 | 0 | 0 | 0 | 127 | 3 | 130 |
| Business Administration & Management | 48 | 45 | 64 | 65 | 0 | 0 | 0 | 0 | 112 | 110 | 222 |
| Computer Science | 56 | 19 | 74 | 17 | 0 | 0 | 0 | 0 | 130 | 36 | 166 |
| Cooperative Economics & Management | 86 | 149 | 85 | 139 | 76 | 139 | 68 | 137 | 315 | 564 | 879 |
| Electrical/Electronics Engineering | 88 | 7 | 103 | 3 | 0 | 0 | 0 | 0 | 207 | 11 | 218 |
| Hospitality Management | | 22 | | 18 | | 11 | | 9 | 0 | 60 | 60 |
| Labour and Industrial Relations | 14 | 4 | 13 | 6 | 0 | 0 | 0 | 0 | 27 | 10 | 37 |
| Local Government Studies | 20 | 12 | 20 | 12 | 0 | 0 | 0 | 0 | 40 | 24 | 64 |
| Marine Engineering Technology | 42 | 2 | 122 | 2 | 177 | 7 | 126 | 7 | 467 | 18 | 485 |
| Maritime Transport & Business Studies | 51 | 12 | 129 | 15 | 72 | 19 | 89 | 30 | 341 | 76 | 417 |
| Mass Communication | 23 | 64 | 28 | 58 | 21 | 59 | 22 | 58 | 94 | 239 | 333 |
| Nautical Science | 69 | 3 | 105 | 5 | 53 | 6 | 52 | 10 | 279 | 24 | 303 |
| Office Technology & Management | 41 | 11 | 48 | 18 | 32 | 4 | 33 | 9 | 154 | 42 | 196 |
| Public Administration | 91 | 80 | 101 | 72 | 11 | 1 | 5 | 0 | 208 | 153 | 361 |
| Statistics | 8 | 3 | 8 | 3 | 0 | 0 | 0 | 0 | 16 | 6 | 22 |
| Water Resources Engineering Technology | 59 | 3 | 28 | 4 | 3 | | 1 | | 91 | 7 | 98 |
| Mass Communication | 20 | 31 | 29 | 28 | 1 | 3 | 4 | 8 | 54 | 70 | 124 |
| Total | 830 | 496 | 1109 | 492 | 487 | 255 | 441 | 272 | 2883 | 1516 | 4399 |

Table 5. 141: Specialised Institutions Part-Time Enrolment Summary by Programs: 2016/2017

| Program | ND 1 | | ND 2 | | HND 1 | | HND 2 | | Total | | |
|--------------------|-----------|-----------|-----------|-----------|----------|----------|----------|----------|-----------|-----------|------------|
| | M | F | M | F | M | F | M | F | M | F | MF |
| Mass Communication | 20 | 31 | 29 | 28 | 1 | 3 | 4 | 8 | 54 | 70 | 124 |
| Total | 20 | 31 | 29 | 28 | 1 | 3 | 4 | 8 | 54 | 70 | 124 |

Table 5. 142: Federal Specialised Institutions Outturn Summary by Institutions: 2016/2017

| Institution | Location | ND | | HND | | Total | | |
|---|-------------|------------|------------|------------|------------|-------------|------------|-------------|
| | | M | F | M | F | M | F | MF |
| Federal Cooperative College, Ibadan | Oyo | 26 | 49 | 27 | 36 | 53 | 85 | 138 |
| Federal Cooperative College, Oji-river | Enugu | 55 | 105 | 46 | 104 | 101 | 209 | 310 |
| Federal School of Statistics, Manchok | Kaduna | 0 | 0 | 0 | 0 | 96 | 67 | 163 |
| Federal Training Centre, Calabar | Cross River | 10 | 13 | 0 | 2 | 10 | 15 | 25 |
| Federal Training Centre, Enugu | Enugu | 39 | 37 | 0 | 0 | 39 | 37 | 76 |
| Federal Training Centre, Ilorin | Kwara | 6 | 1 | 0 | 0 | 6 | 1 | 7 |
| Federal Training Centre, Lagos | Lagos | 78 | 77 | 12 | 17 | 90 | 94 | 184 |
| Maritime Academy of Nigeria, Oron | Akwa Ibom | 412 | 94 | 116 | 46 | 528 | 140 | 668 |
| Nigerian Army School of Finance, Apapa | Lagos | 52 | 18 | 59 | 7 | 111 | 25 | 136 |
| Nigerian Army School of Signals, Apapa | Lagos | 7 | 1 | 0 | 0 | 7 | 1 | 8 |
| Nigerian College of Aviation Technology (NCAT), Zaria | Kaduna | 6 | 1 | 9 | | 15 | 1 | 16 |
| Nigerian Navy Finance and Logistics College, Owerri | Abia | 22 | 8 | 0 | 0 | 22 | 8 | 30 |
| Total | | 713 | 404 | 269 | 212 | 1078 | 683 | 1761 |

Table 5. 143: State Specialised Institutions Outturn Summary by Institutions: 2016/2017

| Institution | Location | ND | | HND | | Total | | |
|--|----------|-----------|-----------|----------|----------|-----------|-----------|------------|
| | | M | F | M | F | M | F | MF |
| College of Business and Management Studies, Konduga | Borno | 75 | 41 | 0 | 0 | 75 | 41 | 116 |
| Jigawa State Institute of Information Technology, | Jigawa | 10 | 3 | 0 | 0 | 10 | 3 | 13 |
| Michael Imodu National Institute For Labour Studies, | Kwara | 13 | 6 | 0 | 0 | 13 | 6 | 19 |
| Total | | 98 | 50 | 0 | 0 | 98 | 50 | 148 |

Table 5. 144: Private Specialised Institutions Outturn Summary by Institutions: 2016/2017

| Institution | Location | ND | | HND | | Total | | |
|---|----------|-----------|-----------|-----------|-----------|-----------|------------|------------|
| | | M | F | M | F | M | F | MF |
| Nigerian Institute of Journalism, Ogba-ikeja Lagos | Lagos | 41 | 67 | 20 | 60 | 61 | 127 | 188 |
| Wavecrest College of Catering & Hospitality Management, Lagos | Lagos | | 18 | | 9 | 0 | 27 | 27 |
| Total | | 41 | 85 | 20 | 69 | 61 | 154 | 215 |

Table 5. 145: Specialised Institutions Ful-Time Outturn Summary by Programs: 2016/2017

| S/No | Program | ND | | HND | | Total | | |
|------|---|----|-----|-----|-----|-------|-----|-----|
| | | M | F | M | F | M | F | MF |
| 1 | Accountancy | 62 | 27 | 31 | 4 | 93 | 31 | 124 |
| 2 | Aircraft Engineering (Airframe and Power Plant) | 0 | 0 | 5 | 0 | 5 | 0 | 5 |
| 3 | Aircraft Engineering (Avionics) | 0 | 0 | 4 | 0 | 4 | 0 | 4 |
| 4 | Boat & Ship Building Engineering Technology | 68 | 10 | 0 | 0 | 68 | 10 | 78 |
| 5 | Business Administration & Management | 40 | 49 | 0 | 0 | 82 | 99 | 181 |
| 6 | Computer Science | 48 | 27 | 0 | 0 | 86 | 38 | 124 |
| 7 | Cooperative Economics & Management | 68 | 145 | 59 | 127 | 127 | 272 | 399 |
| 8 | Electrical/Electronics Engineering | 35 | 6 | 0 | 0 | 35 | 6 | 41 |
| 9 | Hospitality Management | | 18 | | 9 | 0 | 27 | 27 |

| | | | | | | | | |
|--------------|---------------------------------------|------------|------------|------------|------------|-------------|------------|-------------|
| 10 | Labour and Industrial Relations | 13 | 6 | 0 | 0 | 13 | 6 | 19 |
| 11 | Local Government Studies | 14 | 9 | 0 | 0 | 14 | 9 | 23 |
| 12 | Marine Engineering Technology | 162 | 27 | 22 | 9 | 184 | 36 | 220 |
| 13 | Maritime Transport & Business Studies | 120 | 40 | 54 | 24 | 174 | 64 | 238 |
| 14 | Mass Communication | 24 | 38 | 18 | 54 | 42 | 92 | 134 |
| 15 | Nautical Science | 40 | 13 | 40 | 13 | 80 | 26 | 106 |
| 16 | Office Technology & Management | 47 | 24 | 32 | 15 | 79 | 39 | 118 |
| 17 | Public Administration | 81 | 62 | 8 | 7 | 89 | 69 | 158 |
| 18 | Statistics | 0 | 0 | 0 | 0 | 16 | 6 | 22 |
| Total | | 822 | 501 | 273 | 262 | 1191 | 830 | 2021 |

Table 5. 146: Specialised Institutions Part-Time Outturn Summary by Programs: 2016/2017

| Program | ND | | HND | | Total | | |
|------------------------------------|-----------|-----------|-----------|-----------|-----------|-----------|------------|
| | M | F | M | F | M | F | MF |
| Cooperative Economics & Management | 13 | 9 | 14 | 13 | 27 | 22 | 49 |
| Mass Communication | 17 | 29 | 2 | 6 | 19 | 35 | 54 |
| Total | 30 | 38 | 16 | 19 | 46 | 57 | 103 |

Table 5. 147: Federal specialised Institutions Teaching Staff Distribution by Qualifications: 2016/2017

| Institution | Location | HND | | Bachelors | | Masters | | PHD | | Totals | | |
|--|-------------|------------|-----------|------------|-----------|------------|-----------|-----------|----------|------------|------------|------------|
| | | M | F | M | F | M | F | M | F | M | F | MF |
| Federal Cooperative College, Ibadan | Oyo | 12 | 1 | 7 | 0 | 21 | 11 | 0 | 0 | 40 | 12 | 52 |
| Federal Cooperative College, Oji-river | Enugu | 4 | 2 | 2 | 2 | 14 | 5 | 1 | | 21 | 9 | 30 |
| Federal School of Statistics, Manchok | Kaduna | 1 | 1 | 12 | 4 | 9 | 3 | 0 | 1 | 22 | 9 | 31 |
| Federal Training Centre, Calabar | Cross River | 1 | 1 | 12 | 4 | 9 | 3 | 0 | 1 | 22 | 9 | 31 |
| Federal Training Centre, Enugu | Enugu | 2 | 4 | 4 | 8 | 5 | 8 | 0 | 0 | 11 | 20 | 31 |
| Federal Training Centre, Ilorin | Kwara | 0 | 2 | 7 | 0 | 7 | 1 | 0 | 0 | 14 | 3 | 17 |
| Federal Training Centre, Lagos | Lagos | 4 | 4 | 11 | 10 | 17 | 12 | 3 | 0 | 35 | 26 | 61 |
| Maritime Academy of Nigeria, Oron | Akwa Ibom | 8 | 1 | 23 | 2 | 38 | 9 | 9 | 1 | 78 | 13 | 91 |
| National Water Resources Institute, Mando | Kaduna | 20 | 6 | 20 | 3 | 18 | 2 | 3 | 1 | 61 | 12 | 73 |
| Nigerian Army Institute of Technology and Environmental Studies, Makurdi | Benue | 23 | 6 | 26 | 8 | 15 | 3 | 0 | 0 | 64 | 17 | 81 |
| Nigerian Army School of Finance, Apapa | Lagos | 15 | | 8 | 3 | 12 | 5 | 2 | 2 | 37 | 10 | 47 |
| Nigerian Army School of Signals, Apapa | Lagos | 19 | 2 | 18 | 2 | 10 | 1 | 3 | | 50 | 5 | 55 |
| Nigerian College of Aviation Technology (NCAT), Zaria | Kaduna | 4 | 1 | 22 | 2 | 16 | 1 | 2 | | 44 | 4 | 48 |
| Nigerian Navy Finance and Logistics College, Owerri | Abia | 0 | 0 | 3 | 0 | 2 | 0 | 1 | 0 | 6 | 0 | 6 |
| Totals | | 113 | 31 | 175 | 48 | 193 | 64 | 24 | 6 | 505 | 149 | 654 |

Table 5. 148: State Specialised Institutions Teaching Staff Distribution by Qualifications 2016/2017

| Institution | Location | HND | | Bachelors | | Masters | | PHD | | Total | | |
|--|----------|-----------|----------|-----------|----------|-----------|----------|----------|----------|-----------|-----------|------------|
| | | M | F | M | F | M | F | M | F | M | F | MF |
| College of Business and Management Studies, Konduga | Borno | 18 | 3 | 31 | 7 | 15 | 3 | 0 | 0 | 64 | 13 | 77 |
| Jigawa State Institute of Information Technology, | Jigawa | 1 | 0 | 8 | 1 | 17 | 0 | 1 | 0 | 27 | 1 | 28 |
| Michael Imodu National Institute For Labour Studies, | Kwara | 0 | 0 | 0 | 0 | 5 | 0 | 0 | 0 | 5 | 0 | 5 |
| Total | | 19 | 3 | 39 | 8 | 37 | 3 | 1 | 0 | 96 | 14 | 110 |

Table 5. 149: Private Specialised Institutions Teaching Staff Distribution by Qualifications: 2016/2017

| Institution | Location | HND | | Bachelors | | PGD | | Masters | | PHD | | Total | | |
|---|----------|----------|----------|-----------|----------|----------|----------|----------|-----------|----------|----------|-----------|-----------|-----------|
| | | M | F | M | F | M | F | M | F | M | F | M | F | MF |
| Nigerian Institute of Journalism, Ogba-ikeja Lagos | Lagos | 2 | 3 | 1 | 0 | 0 | 0 | 6 | 5 | 2 | 0 | 11 | 8 | 19 |
| Wavecrest College of Catering & Hospitality Management, Lagos | Lagos | 0 | 5 | 0 | 2 | 0 | 0 | 0 | 10 | 0 | 0 | 0 | 17 | 17 |
| Total | | 2 | 8 | 1 | 2 | 0 | 0 | 6 | 15 | 2 | 0 | 11 | 25 | 36 |

CHAPTER SIX

ADULT & NON- FORMAL EDUCATION

6.0 Introduction

Adult and Non-Formal Education is defined in the National Policy of Education (NPE, 2014) as the *equivalent of basic education given to adults, children and youths of formal school age who are outside the formal school system.*

The goal of this type of education is to provide, among others, functional basic education for adults and youths who have never had the advantage of formal education or who left school early; and to provide remedial and lifelong education for youths and adults who did not complete secondary education. This chapter presents data on adult and Non-formal Education in Nigeria

Table 6. 1: Number of Centres in Adult Education by Programme and State: 2019

| STATE | BASIC LITERACY | POST-BASIC LITERACY | VOC. ADULT EDUC. PROGM | CONT. EDUC PROGM | TOTAL |
|--------------|----------------|---------------------|------------------------|------------------|--------------|
| Abia | 321 | 48 | 34 | 46 | 449 |
| Adamawa | 36 | 5 | 4 | 22 | 67 |
| Akwa Ibom | 57 | 50 | 7 | 174 | 288 |
| Anambra | 67 | 29 | 23 | 31 | 150 |
| Bauchi | 1371 | 11 | 56 | 67 | 1505 |
| Bavelsa | 53 | 56 | 2 | 22 | 133 |
| Benue | 309 | 224 | 6 | 44 | 583 |
| Borno | 86 | 3 | 23 | 19 | 131 |
| Cross River | 74 | 38 | 4 | 46 | 162 |
| Delta | 66 | 0 | 2 | 52 | 120 |
| Ebonyi | 112 | 0 | 2 | 40 | 154 |
| Edo | 31 | 11 | 4 | 69 | 115 |
| Ekiti | 49 | 12 | 12 | 50 | 123 |
| Enugu | 59 | 0 | 0 | 26 | 85 |
| Gombe | 157 | 2 | 24 | 37 | 220 |
| Imo | 732 | 0 | 28 | 18 | 778 |
| Jigawa | 238 | 80 | 27 | 52 | 397 |
| Kaduna | 230 | 113 | 23 | 47 | 413 |
| Kano | 44 | 23 | 14 | 152 | 233 |
| Katsina | 203 | 0 | 19 | 47 | 269 |
| Kebbi | 1133 | 27 | 11 | 31 | 1202 |
| Kogi | 300 | 65 | 8 | 32 | 405 |
| Kwara | 89 | 32 | 10 | 122 | 253 |
| Lagos | 666 | 0 | 15 | 113 | 794 |
| Nassarawa | 147 | 153 | 0 | 24 | 324 |
| Niger | 650 | 0 | 8 | 28 | 686 |
| Ogun | 50 | 0 | 4 | 48 | 102 |
| Ondo | 95 | 1 | 40 | 119 | 255 |
| Osun | 43 | 0 | 24 | 66 | 133 |
| Ovo | 113 | 0 | 5 | 59 | 177 |
| Plateau | 381 | 36 | 43 | 32 | 492 |
| Rivers | 46 | 20 | 4 | 66 | 136 |
| Sokoto | 140 | 0 | 0 | 62 | 202 |
| Taraba | 116 | 13 | 8 | 30 | 167 |
| Yobe | 124 | 0 | 19 | 15 | 158 |
| Zamfara | 1025 | 0 | 4 | 19 | 1048 |
| FCT | 275 | 0 | 18 | 52 | 345 |
| TOTAL | 9688 | 1052 | 535 | 1979 | 13254 |

Table 6. 2. Centres by Programmes and Zones: 2019

| ZONES | BASIC LITERACY | POST-BASIC LITARACY | VOC. ADULT EDUC. PROGM | CONT. EDUC PROGM | TOTAL |
|---------------|----------------|---------------------|------------------------|------------------|-------|
| SOUTH EAST | 1291 | 77 | 87 | 161 | 1616 |
| SOUTH SOUTH | 327 | 175 | 23 | 429 | 954 |
| SOUTH WEST | 1016 | 13 | 100 | 455 | 1584 |
| NORTH CENTRAL | 2151 | 510 | 93 | 334 | 3088 |
| NORTH EAST | 1890 | 34 | 134 | 160 | 2218 |
| NORTH WEST | 3013 | 243 | 98 | 410 | 3764 |

Table 6. 3: Summary of Centres by Zone

| ZONES | CENTRES |
|---------------|---------|
| NORTH CENTRAL | 3088 |
| NORTH EAST | 2218 |
| NORTH WEST | 3764 |
| SOUTH EAST | 1616 |
| SOUTH SOUTH | 954 |
| SOUTH WEST | 1584 |



Figure 6. 1: Summary of Centers By Zone: 2019

Table 6. 4: Enrolment by Programmes, State and Gender: 2019

| STATE | Basic Literacy | | | Post Literacy | | | Vocational Edu. | | | Continuing Education | | | TOTAL |
|-------------|----------------|--------|--------|---------------|--------|--------|-----------------|--------|-------|----------------------|--------|-------|---------|
| | Male | Female | TOTAL | Male | Female | TOTAL | Male | Female | TOTAL | Male | Female | TOTAL | |
| Abia | 416 | 1104 | 1520 | 430 | 630 | 1060 | 60 | 210 | 270 | 200 | 500 | 700 | 7100 |
| Adamawa | 152 | 416 | 568 | 358 | 639 | 997 | 30 | 150 | 180 | - | - | - | 3490 |
| Akwa Ibom | 1422 | 2606 | 4028 | 540 | 699 | 1239 | 139 | 243 | 382 | 357 | 484 | 841 | 12980 |
| Anambra | 11800 | 20200 | 32000 | 1100 | 20200 | 21300 | 3010 | 4002 | 7012 | 157 | 284 | 441 | 121506 |
| Bauchi | 36380 | 23550 | 59930 | 3878 | 1852 | 5730 | 1000 | 680 | 1680 | - | - | - | 134680 |
| Bayelsa | 687 | 2033 | 2720 | 1159 | 1649 | 2808 | 1081 | 1572 | 2653 | - | - | - | 16362 |
| Benue | 2581 | 4951 | 7532 | 1260 | 2194 | 3454 | 100 | 50 | 150 | 2188 | 2607 | 4785 | 31852 |
| Borno | 23086 | 5747 | 28833 | 0 | 0 | 0 | 50 | 25 | 75 | 311 | 144 | 455 | 58726 |
| Cross River | 2087 | 2544 | 4631 | 2230 | 2531 | 4761 | - | - | - | 130 | 161 | 281 | 19356 |
| Delta | 274 | 817 | 1091 | 125 | 244 | 369 | - | - | - | - | - | - | 2920 |
| Ebonyi | 375 | 349 | 724 | 269 | 265 | 534 | - | - | - | 210 | 160 | 370 | 3256 |
| Edo | 9462 | 4420 | 13882 | 9462 | 447 | 9909 | 9462 | 488 | 9950 | 9462 | 512 | 9974 | 87430 |
| Ekiti | 148 | 1351 | 1499 | 16 | 318 | 332 | - | - | - | - | - | - | 3664 |
| Enugu | 1129 | 2315 | 3444 | 464 | 838 | 1302 | - | - | - | 15 | 25 | 40 | 9572 |
| Gombe | 5441 | 3961 | 9402 | 1425 | 1289 | 2714 | 1393 | 679 | 2072 | 781 | 429 | 1210 | 30796 |
| Imo | 11800 | 20200 | 32000 | 1100 | 20200 | 21300 | 3010 | 4002 | 7012 | 157 | 284 | 441 | 121506 |
| Jigawa | 11481 | 5175 | 16656 | 4229 | 2441 | 6670 | - | - | - | 2842 | 1685 | 4527 | 55706 |
| Kaduna | 1685 | 4380 | 6065 | 0 | 0 | 0 | 0 | 45 | 153 | 153 | 183 | 336 | 12847 |
| Kano | 49 | 2399 | 2448 | 369 | 4891 | 5260 | - | - | - | 1800 | 4682 | 6482 | 28380 |
| Katsina | 26207 | 11272 | 37479 | 0 | 0 | 0 | - | - | - | 482 | 43 | 525 | 76008 |
| Kebbi | 63230 | 8700 | 71930 | 0 | 0 | 0 | 50 | 250 | 300 | 496 | 141 | 637 | 145734 |
| Kogi | 1849 | 3028 | 4877 | 1211 | 1734 | 2945 | - | - | - | - | - | - | 15644 |
| Kwara | 567 | 511 | 1078 | 69 | 91 | 160 | - | - | - | - | - | - | 2476 |
| Lagos | 11347 | 20947 | 32294 | 220 | 276 | 496 | - | - | - | - | - | - | 65580 |
| Nassarawa | 1138 | 1610 | 2748 | 1370 | 2075 | 3445 | - | - | - | - | - | - | 12386 |
| Niger | 8218 | 11556 | 19774 | 8218 | 11556 | 19774 | 379 | 1455 | 1834 | - | - | - | 82764 |
| Ogun | 359 | 687 | 1046 | 132 | 262 | 394 | 1 | 26 | 27 | 1739 | 2723 | 4462 | 11858 |
| Ondo | 1581 | 3166 | 4747 | 1338 | 2782 | 4120 | 667 | 1135 | 1802 | 488 | 555 | 1043 | 23424 |
| Osun | 626 | 994 | 1620 | 21 | 5 | 26 | 83 | 106 | 189 | 75 | 65 | 140 | 3950 |
| Oyo | 285 | 696 | 981 | 722 | 1554 | 2276 | - | - | - | - | - | - | 6514 |
| Plateau | 3960 | 19401 | 23361 | 641 | 2781 | 3422 | 292 | 402 | 694 | 180 | 202 | 382 | 55718 |
| Rivers | 123 | 2290 | 2413 | 123 | 1152 | 1275 | 123 | 1958 | 2081 | 123 | 555 | 678 | 12894 |
| Sokoto | 12396 | 6905 | 19301 | 484 | 1931 | 2415 | 1488 | 2984 | 4472 | 593 | 328 | 921 | 54218 |
| Taraba | 790 | 2236 | 3026 | 56 | 466 | 522 | 16 | 176 | 192 | - | - | - | 7480 |
| Yobe | 1833 | 985 | 2818 | 130 | 131 | 261 | 0 | 117 | 117 | - | - | - | 6392 |
| Zamfara | 33084 | 17291 | 50375 | 732 | 920 | 1652 | 103 | 0 | 103 | 476 | 193 | 669 | 105598 |
| FCT | 898 | 3903 | 4801 | 1033 | 3337 | 4370 | 996 | 928 | 1924 | 384 | 697 | 1081 | 24352 |
| TOTAL | 288946 | 224696 | 513642 | 44914 | 92380 | 137292 | 23533 | 21683 | 45171 | 23799 | 17642 | 41421 | 1475119 |

Table 6. 5: Summary of Enrolment by Programme and Gender: 2019

| Programme | Enrolment | | |
|-----------------|----------------|----------------|----------------|
| | Male | Female | Total |
| BASIC LITERACY | 288,946 | 224,696 | 513,642 |
| POST LITERACY | 44,914 | 92,380 | 137,294 |
| VOCATIONAL EDU. | 23,533 | 21,683 | 45,216 |
| CONTINUING EDU. | 23,799 | 17,642 | 41,441 |
| TOTAL | 381,192 | 356,401 | 737,593 |

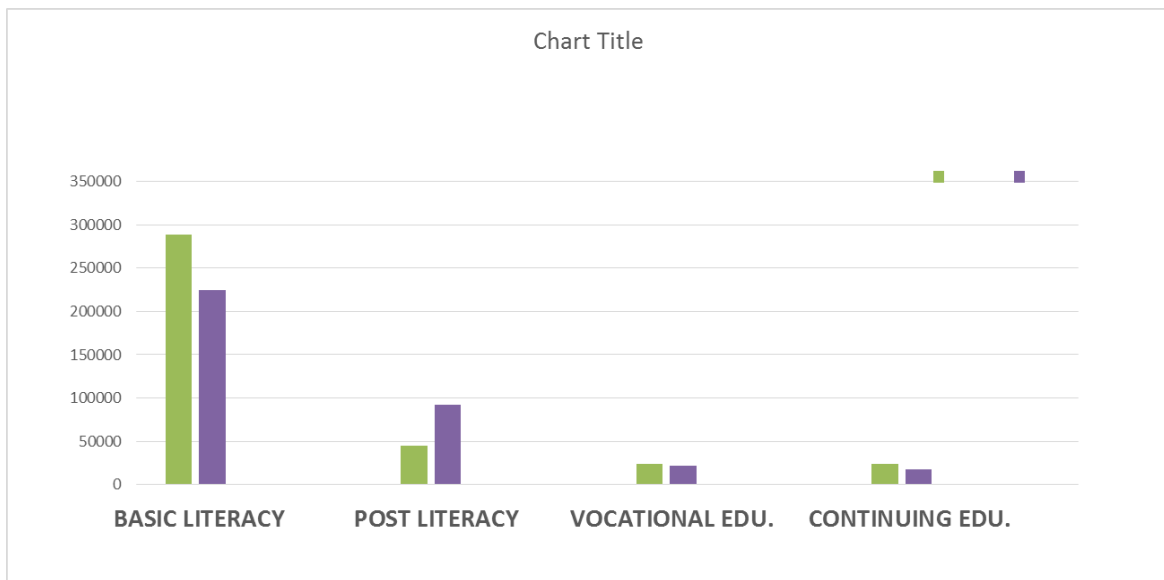


Figure 6. 2: Summary of Enrolment by Programme and Gender: 2019.

Table 6. 6: Enrolment by Zone, Programme and Gender: 2019.

| ZONE | Basic | | | Post Basic | | | Vocational Edu. | | | Continuing Edu. | | |
|---------------|--------|--------|--------|------------|--------|-------|-----------------|--------|-------|-----------------|--------|-------|
| | Male | Female | TOTAL | Male | Female | TOTAL | Male | Female | TOTAL | Male | Female | TOTAL |
| South East | 25520 | 44168 | 69688 | 3363 | 42133 | 45496 | 6080 | 8214 | 14294 | 739 | 1253 | 1992 |
| South South | 14055 | 14710 | 28765 | 13639 | 6722 | 20361 | 10805 | 4261 | 15066 | 10072 | 1712 | 11784 |
| South West | 14346 | 27841 | 42187 | 2449 | 5197 | 7646 | 751 | 1267 | 2018 | 2302 | 3343 | 5645 |
| North Central | 18313 | 41057 | 59370 | 12769 | 20431 | 33200 | 771 | 1907 | 2678 | 2368 | 2809 | 5177 |
| North East | 67682 | 36895 | 104577 | 5847 | 4377 | 10224 | 2489 | 1827 | 4316 | 1092 | 573 | 1665 |
| North West | 148132 | 56122 | 204254 | 5814 | 10183 | 15997 | 1641 | 3279 | 4920 | 6842 | 7255 | 14097 |

Table 6. 7: Enrolment and Performance in Basic Literacy Programme by State and Gender: 2019

| STATE | ENROLMENT | | | NO.EXAMINED | | | NO.PASSED | | |
|-------------|-----------|--------|--------|-------------|--------|--------|-----------|--------|---------|
| | Male | Female | Total | Male | Female | Total | Male | Female | Total |
| Abia | 416 | 1104 | 1520 | 416 | 1104 | 1520 | 416 | 1104 | 1520 |
| Adamawa | 152 | 416 | 568 | 127 | 371 | 498 | 111 | 363 | 474 |
| Akwa Ibom | 1422 | 2606 | 4028 | 1377 | 2550 | 3927 | 1377 | 2490 | 3827 |
| Anambra | 11800 | 20200 | 32000 | 3200 | 11800 | 15000 | 3200 | 11800 | 15000 |
| Bauchi | 36380 | 23550 | 59930 | 36300 | 23000 | 59300 | 36300 | 23000 | 59300 |
| Bayelsa | 687 | 2033 | 2720 | 687 | 2014 | 2710 | 687 | 2014 | 2710 |
| Benue | 2581 | 4951 | 7532 | 1861 | 3591 | 5452 | 1464 | 3105 | 4569 |
| Borno | 23086 | 5747 | 28833 | 20402 | 5235 | 25637 | 20224 | 5148 | 25372 |
| Cross River | 2087 | 2544 | 4631 | 2087 | 2258 | 4345 | 2063 | 2227 | 4290 |
| Delta | 274 | 817 | 1091 | 0 | 0 | 0 | 0 | 0 | 0 |
| Ebonyi | 375 | 349 | 724 | 375 | 349 | 724 | 375 | 349 | 724 |
| Edo | 9462 | 4420 | 13882 | 2130 | 4362 | 6492 | 2087 | 4269 | 6356 |
| Ekiti | 148 | 1351 | 1499 | 13 | 116 | 129 | 13 | 116 | 129 |
| Enugu | 1129 | 2315 | 3444 | 528 | 1472 | 2000 | 312 | 1239 | 1551 |
| Gombe | 5441 | 3961 | 9402 | 0 | 0 | 0 | 0 | 0 | 0 |
| Imo | 11800 | 20200 | 32000 | 11800 | 20200 | 32000 | 0 | 0 | 0 |
| Jigawa | 11481 | 5175 | 16656 | 4437 | 5175 | 9612 | 1172 | 442 | 1614 |
| Kaduna | 1685 | 4380 | 6065 | 1603 | 1258 | 2861 | 386 | 581 | 967 |
| Kano | 49 | 2399 | 2448 | 0 | 0 | 0 | 0 | 0 | 0 |
| Katsina | 26207 | 11272 | 37479 | 10820 | 11272 | 22092 | 580 | 666 | 1246 |
| Kebbi | 63230 | 8700 | 71930 | 7998 | 8700 | 16698 | 4200 | 720 | 4920 |
| Kogi | 1849 | 3028 | 4877 | 1251 | 1025 | 2276 | 1251 | 1025 | 2276 |
| Kwara | 567 | 511 | 1078 | 220 | 511 | 731 | 220 | 511 | 731 |
| Lagos | 11347 | 20947 | 32294 | 11191 | 19690 | 30881 | 10657 | 19253 | 29910 |
| Nassarawa | 1138 | 1610 | 2748 | 768 | 1392 | 2160 | 759 | 1371 | 2130 |
| Niger | 8218 | 11556 | 19774 | 1079 | 2249 | 3328 | 895 | 721 | 1616 |
| Ogun | 359 | 687 | 1046 | 359 | 0 | 359 | 0 | 0 | 0 |
| Ondo | 1581 | 3166 | 4747 | 0 | 0 | 0 | 0 | 0 | 0 |
| Osun | 626 | 994 | 1620 | 469 | 734 | 1205 | 451 | 670 | 1092 |
| Oyo | 285 | 696 | 981 | 159 | 381 | 540 | 159 | 371 | 530 |
| Plateau | 3960 | 19401 | 23361 | 0 | 0 | 0 | 0 | 0 | 0 |
| Rivers | 123 | 2290 | 2413 | 123 | 2290 | 2413 | 123 | 2290 | 2413 |
| Sokoto | 12396 | 6905 | 19301 | 8253 | 5413 | 13666 | 6196 | 5221 | 11417 |
| Taraba | 790 | 2236 | 3026 | 567 | 1963 | 2530 | 562 | 1954 | 2516 |
| Yobe | 1833 | 985 | 2818 | 0 | 200 | 200 | 0 | 200 | 200 |
| Zamfara | 33084 | 17291 | 50375 | 0 | 0 | 0 | 0 | 0 | 0 |
| FCT | 898 | 3903 | 4801 | 656 | 2918 | 3574 | 627 | 1893 | 2520 |
| TOTAL | 3E+05 | 224696 | 513642 | 131256 | 143593 | 274860 | 96867 | 95113 | 1911920 |

Table 6. 8: Enrolment and Performance in Post Literacy Programme by State and Gender: 2019

| STATE | ENROLMENT | | | NO.EXAMINED | | | NO.PASSED | | |
|-------------|-----------|--------|--------|-------------|--------|-------|-----------|--------|-------|
| | Male | Female | Total | Male | Female | Total | Male | Female | Total |
| Abia | 430 | 630 | 1060 | 430 | 630 | 1060 | 430 | 630 | 1060 |
| Adamawa | 358 | 639 | 997 | 308 | 585 | 893 | 300 | 504 | 804 |
| Akwa Ibom | 540 | 699 | 1239 | 523 | 671 | 1194 | 505 | 636 | 1141 |
| Anambra | 1100 | 20200 | 21300 | 1100 | 20000 | 21100 | 1100 | 20000 | 21100 |
| Bauchi | 3878 | 1852 | 5730 | 0 | 0 | 0 | 0 | 0 | 0 |
| Bayelsa | 1159 | 1649 | 2808 | 213 | 1373 | 1586 | 213 | 1373 | 1586 |
| Benue | 1260 | 2194 | 3454 | 955 | 1567 | 2522 | 803 | 1344 | 2147 |
| Borno | 0 | 0 | 0 | 0 | 0 | 0 | 0 | 0 | 0 |
| Cross River | 2230 | 2531 | 4761 | 2225 | 2524 | 4749 | 2217 | 2520 | 4737 |
| Delta | 125 | 244 | 369 | 0 | 0 | 0 | 0 | 0 | 0 |
| Ebonyi | 269 | 265 | 534 | 269 | 265 | 534 | 269 | 265 | 534 |
| Edo | 9462 | 447 | 9909 | 1638 | 391 | 2029 | 1491 | 360 | 1851 |
| Ekiti | 16 | 318 | 332 | - | 125 | 125 | | 125 | 125 |
| Enugu | 464 | 838 | 1302 | 224 | 498 | 722 | 182 | 422 | 604 |
| Gombe | 1425 | 1289 | 2714 | 0 | 0 | 0 | 0 | 0 | 0 |
| Imo | 1100 | 20200 | 21300 | 1100 | 200 | 1300 | 1100 | 200 | 1300 |
| Jigawa | 4229 | 2441 | 6670 | 2250 | 2441 | 4691 | 381 | 191 | 572 |
| Kaduna | 0 | 0 | 0 | 0 | 0 | 0 | 0 | 0 | 0 |
| Kano | 369 | 4891 | 5260 | 0 | 1679 | 1679 | 0 | 1404 | 1404 |
| Katsina | 0 | 0 | 0 | 0 | 0 | 0 | 0 | 0 | 0 |
| Kebbi | 0 | 0 | 0 | 0 | 0 | 0 | 0 | 0 | 0 |
| Kogi | 1211 | 1734 | 2945 | 431 | 1003 | 1434 | 431 | 1003 | 1434 |
| Kwara | 69 | 91 | 160 | 69 | 84 | 153 | 67 | 83 | 150 |
| Lagos | 220 | 276 | 496 | 0 | 0 | 0 | 0 | 0 | 0 |
| Nassarawa | 1370 | 2075 | 3445 | 542 | 591 | 1133 | 538 | 574 | 1112 |
| Niger | 8218 | 11556 | 19774 | 1079 | 2249 | 3328 | 895 | 721 | 1616 |
| Ogun | 132 | 262 | 394 | 132 | 0 | 132 | 0 | 0 | 0 |
| Ondo | 1338 | 2782 | 4120 | 0 | 0 | 0 | 0 | 0 | 0 |
| Osun | 21 | 5 | 26 | 2 | 20 | 22 | 2 | 20 | 22 |
| Oyo | 722 | 1554 | 2276 | 174 | 368 | 542 | 170 | 346 | 516 |
| Plateau | 641 | 2781 | 3422 | 0 | 0 | 0 | 0 | 0 | 0 |
| Rivers | 123 | 1152 | 1275 | 123 | 1152 | 1275 | 123 | 863 | 986 |
| Sokoto | 484 | 1931 | 2415 | 484 | 129 | 613 | 265 | 230 | 495 |
| Taraba | 56 | 466 | 522 | 39 | 398 | 437 | 39 | 396 | 435 |
| Yobe | 130 | 131 | 261 | 0 | 0 | 0 | 0 | 0 | 0 |
| Zamfara | 732 | 920 | 1652 | 0 | 0 | 0 | 0 | 0 | 0 |
| FCT | 1033 | 3337 | 4370 | 813 | 2788 | 3601 | 777 | 1669 | 2446 |
| TOTAL | 44914 | 92380 | 137292 | 15123 | 41731 | 56854 | 12298 | 35879 | 48177 |

Table 6. 9: Enrolment and Performance in Vocational Education Programme by State and Gender: 2019

| STATE | ENROLMENT | | | NO.EXAMINED | | | NO.PASSED | | |
|-------------|-----------|--------|-------|-------------|--------|-------|-----------|--------|--------|
| | Male | Female | Total | Male | Female | Total | Male | Female | Total |
| Abia | 60 | 210 | 270 | 60 | 210 | 270 | 60 | 210 | 270 |
| Adamawa | 30 | 150 | 180 | 30 | 90 | 120 | 15 | 90 | 105 |
| Akwa Ibom | 139 | 243 | 382 | 137 | 239 | 376 | 127 | 230 | 357 |
| Anambra | 3010 | 4002 | 7012 | 3010 | 10 | 3020 | 3010 | 10 | 3020 |
| Bauchi | 1000 | 680 | 1680 | 850 | 480 | 1330 | 850 | 480 | 1j 330 |
| Bayelsa | 1081 | 1572 | 2653 | 213 | 1373 | 1586 | 213 | 1373 | 1586 |
| Benue | 100 | 50 | 150 | 100 | 50 | 150 | 100 | 50 | 150 |
| Borno | 50 | 25 | 75 | 50 | 25 | 75 | 50 | 25 | 75 |
| Cross River | - | - | - | - | - | - | - | - | - |
| Delta | - | - | - | - | - | - | - | - | - |
| Ebonyi | - | - | - | - | - | - | - | - | - |
| Edo | 9462 | 488 | 9950 | 1082 | 306 | 1388 | 907 | 306 | 1213 |
| Ekiti | - | - | - | - | - | - | - | - | - |
| Enugu | - | - | - | - | - | - | - | - | - |
| Gombe | 1393 | 679 | 2072 | 0 | 0 | 0 | 0 | 0 | 0 |
| Imo | 3010 | 4002 | 7012 | 10 | 3010 | 3020 | 0 | 0 | 0 |
| Jigawa | - | - | - | - | - | - | - | - | - |
| Kaduna | 0 | 45 | 45 | 0 | 25 | 25 | 0 | 25 | 25 |
| Kano | - | - | - | - | - | - | - | - | - |
| Katsina | - | - | - | - | - | - | - | - | - |
| Kebbi | 50 | 250 | 300 | 50 | 34 | 84 | 11 | 24 | 35 |
| Kogi | - | - | - | - | - | - | - | - | - |
| Kwara | - | - | - | - | - | - | - | - | - |
| Lagos | - | - | - | - | - | - | - | - | - |
| Nassarawa | - | - | - | - | - | - | - | - | - |
| Niger | 379 | 1455 | 1834 | 328 | 1451 | 1779 | 301 | 1403 | 1704 |
| Ogun | 1 | 26 | 27 | 1 | 0 | 1 | 0 | 0 | 0 |
| Ondo | 667 | 1135 | 1802 | 0 | 0 | 0 | 0 | 0 | 0 |
| Osun | 83 | 106 | 189 | 65 | 83 | 150 | 65 | 84 | 150 |
| Oyo | - | - | - | - | - | - | - | - | - |
| Plateau | 292 | 402 | 694 | 0 | 0 | 0 | 0 | 0 | 0 |
| Rivers | 123 | 1958 | 2081 | 123 | 1958 | 2081 | 123 | 1958 | 2081 |
| Sokoto | 1488 | 2984 | 4472 | 1246 | 1467 | 2713 | 1032 | 1155 | 2187 |
| Taraba | 16 | 176 | 192 | 14 | 154 | 168 | 14 | 152 | 166 |
| Yobe | 0 | 117 | 117 | 0 | 0 | 0 | 0 | 0 | 0 |
| Zamfara | 103 | 0 | 103 | 0 | 0 | 0 | 0 | 0 | 0 |
| FCT | 996 | 928 | 1924 | 863 | 878 | 1741 | 723 | 712 | 1435 |
| TOTAL | 23533 | 21683 | 45216 | 8232 | 11843 | 20077 | 7601 | 8287 | 15889 |

Table 6. 10:Enrolment and Performance in Continuing Education Programme by State and Gender: 2019

| STATE | ENROLMENT | | | NO.EXAMINED | | | NO.PASSED | | |
|-------------|-----------|--------|-------|-------------|--------|-------|-----------|--------|-------|
| | Male | Female | Total | Male | Female | Total | Male | Female | Total |
| Abia | 200 | 500 | 700 | 200 | 500 | 700 | 200 | 500 | 700 |
| Adamawa | - | - | - | - | - | - | - | - | - |
| Akwa Ibom | 357 | 484 | 841 | 301 | 410 | 711 | 315 | 403 | 718 |
| Anambra | 157 | 284 | 441 | 150 | 124 | 274 | 150 | 124 | 274 |
| Bauchi | - | - | - | - | - | - | - | - | - |
| Bayelsa | - | - | - | - | - | - | - | - | - |
| Benue | 2188 | 2607 | 4785 | 0 | 0 | 0 | 0 | 0 | 0 |
| Borno | 311 | 144 | 455 | 309 | 138 | 447 | 301 | 127 | 428 |
| Cross River | 130 | 161 | 281 | 0 | 0 | 0 | 0 | 0 | 0 |
| Delta | - | - | - | - | - | - | - | - | - |
| Ebonyi | 210 | 160 | 370 | 210 | 160 | 370 | 210 | 160 | 370 |
| Edo | 9462 | 512 | 9974 | 1162 | 336 | 1498 | 842 | 326 | 1168 |
| Ekiti | - | - | - | - | - | - | - | - | - |
| Enugu | 15 | 25 | 40 | 3 | 5 | 8 | 3 | 5 | 8 |
| Gombe | 781 | 429 | 1210 | 0 | 0 | 0 | 0 | 0 | 0 |
| Imo | 157 | 284 | 441 | 124 | 150 | 274 | 7 | 10 | 17 |
| Jigawa | 2842 | 1685 | 4527 | 0 | 0 | 0 | 0 | 0 | 0 |
| Kaduna | 153 | 183 | 336 | 32 | 40 | 72 | 0 | 0 | 0 |
| Kano | 1800 | 4682 | 6482 | 0 | 0 | 0 | 0 | 0 | 0 |
| Katsina | 482 | 43 | 525 | 452 | 38 | 490 | 430 | 33 | 463 |
| Kebbi | 496 | 141 | 637 | 0 | 0 | 0 | 0 | 0 | 0 |
| Kogi | - | - | - | - | - | - | - | - | - |
| Kwara | - | - | - | - | - | - | - | - | - |
| Lagos | - | - | - | - | - | - | - | - | - |
| Nassarawa | - | - | - | - | - | - | - | - | - |
| Niger | - | - | - | - | - | - | - | - | - |
| Ogun | 1739 | 2723 | 4462 | 1739 | 0 | 1739 | 0 | 0 | 0 |
| Ondo | 488 | 555 | 1043 | 0 | 0 | 0 | 0 | 0 | 0 |
| Osun | 75 | 65 | 140 | 30 | 20 | 50 | 30 | 20 | 50 |
| Oyo | - | - | - | - | - | - | - | - | - |
| Plateau | 180 | 202 | 382 | 0 | 0 | 0 | 0 | 0 | 0 |
| Rivers | 123 | 555 | 678 | 123 | 545 | 668 | 123 | 545 | 668 |
| Sokoto | 593 | 328 | 921 | 593 | 68 | 661 | 276 | 307 | 583 |
| Taraba | - | - | - | - | - | - | - | - | - |
| Yobe | - | - | - | - | - | - | - | - | - |
| Zamfara | 476 | 193 | 669 | 0 | 0 | 0 | 0 | 0 | 0 |
| FCT | 384 | 697 | 1081 | 319 | 594 | 913 | 306 | 569 | 875 |
| TOTAL | 23799 | 17642 | 41421 | 5747 | 3128 | 8875 | 3193 | 3129 | 6322 |

Table 6. 11: Enrolment and Performances in All Programmes by State: 2019

| STATE | BASIC | | | POST BASIC | | | VOCATIONAL | | | CONTUINING EDU | | |
|-------------|-------------------|--------------------|------------------|-------------------|--------------------|------------------|-------------------|--------------------|------------------|-------------------|--------------------|-----------------|
| | TOTAL ENROL (m+f) | NO Examine d (m+f) | NO PASSE D (m+f) | TOTAL ENROL (m+f) | NO Examin ed (m+f) | NO PASSE D (m+f) | TOTA L ENRO (m+f) | NO Exam ined (m+f) | NO PASSE D (m+f) | TORA L ENRO (m+f) | NO Exam ined (m+f) | NO PASSED (m+f) |
| Abia | 1520 | 1520 | 1520 | 1060 | 1060 | 1060 | 270 | 270 | 270 | 700 | 700 | 700 |
| Adamawa | 568 | 498 | 474 | 997 | 893 | 804 | 180 | 120 | 105 | - | - | - |
| Akwa Ibom | 4028 | 3927 | 3827 | 1239 | 1194 | 1141 | 382 | 376 | 357 | 841 | 711 | 718 |
| Anambra | 32000 | 15000 | 15000 | 21300 | 21100 | 21100 | 7012 | 3020 | 3020 | 441 | 274 | 274 |
| Bauchi | 59930 | 59300 | 59300 | 5730 | 0 | 0 | 1680 | 1330 | 1j 330 | - | - | - |
| Bayelsa | 2720 | 2710 | 2710 | 2808 | 1586 | 1586 | 2653 | 1586 | 1586 | - | - | - |
| Benue | 7532 | 5452 | 4569 | 3454 | 2522 | 2147 | 150 | 150 | 150 | 4785 | 0 | 0 |
| Borno | 28833 | 25637 | 25372 | 0 | 0 | 0 | 75 | 75 | 75 | 455 | 447 | 428 |
| Cross River | 4631 | 4345 | 4290 | 4761 | 4749 | 4737 | - | - | - | 281 | 0 | 0 |
| Delta | 1091 | 0 | 0 | 369 | 0 | 0 | - | - | - | - | - | - |
| Ebonyi | 724 | 724 | 724 | 534 | 534 | 534 | - | - | - | 370 | 370 | 370 |
| Edo | 13882 | 6492 | 6356 | 9909 | 2029 | 1851 | 9950 | 1388 | 1213 | 9974 | 1498 | 1168 |
| Ekiti | 1499 | 129 | 129 | 332 | 125 | 125 | - | - | - | - | - | - |
| Enugu | 3444 | 2000 | 1551 | 1302 | 722 | 604 | - | - | - | 40 | 8 | 8 |
| Gombe | 9402 | 0 | 0 | 2714 | 0 | 0 | 2072 | 0 | 0 | 1210 | 0 | 0 |
| Imo | 32000 | 32000 | 0 | 21300 | 1300 | 1300 | 7012 | 3020 | 0 | 441 | 274 | 17 |
| Jigawa | 16656 | 9612 | 1614 | 6670 | 4691 | 572 | - | - | - | 4527 | 0 | 0 |
| Kaduna | 6065 | 2861 | 967 | 0 | 0 | 0 | - | 25 | 25 | 336 | 72 | 0 |
| Kano | 2448 | 0 | 0 | 5260 | 1679 | 1404 | - | - | - | 6482 | 0 | 0 |
| Katsina | 37479 | 22092 | 1246 | 0 | 0 | 0 | - | - | - | 525 | 490 | 463 |
| Kebbi | 71930 | 16698 | 4920 | 0 | 0 | 0 | 300 | 84 | 35 | 637 | 0 | 0 |
| Kogi | 4877 | 2276 | 2276 | 2945 | 1434 | 1434 | - | - | - | - | - | - |
| Kwara | 1078 | 731 | 731 | 160 | 153 | 150 | - | - | - | - | - | - |
| Lagos | 32294 | 30881 | 29910 | 496 | 0 | 0 | - | - | - | - | - | - |
| Nassarawa | 2748 | 2160 | 2130 | 3445 | 1133 | 1112 | - | - | - | - | - | - |
| Niger | 19774 | 3328 | 1616 | 19774 | 3328 | 1616 | 1834 | 1779 | 1704 | - | - | - |
| Ogun | 1046 | 359 | 0 | 394 | 132 | 0 | 27 | 1 | 0 | 4462 | 1739 | 0 |
| Ondo | 4747 | 0 | 0 | 4120 | 0 | 0 | 1802 | 0 | 0 | 1043 | 0 | 0 |
| Osun | 1620 | 1205 | 1092 | 26 | 22 | 22 | 189 | 150 | 150 | 140 | 50 | 50 |
| Oyo | 981 | 540 | 530 | 2276 | 542 | 516 | - | - | - | - | - | - |
| Plateau | 23361 | 0 | 0 | 3422 | 0 | 0 | 694 | 0 | 0 | 382 | 0 | 0 |
| Rivers | 2413 | 2413 | 2413 | 1275 | 1275 | 986 | 2081 | 2081 | 2081 | 678 | 668 | 668 |
| Sokoto | 19301 | 13666 | 11417 | 2415 | 613 | 495 | 4472 | 2713 | 2187 | 921 | 661 | 583 |
| Taraba | 3026 | 2530 | 2516 | 522 | 437 | 435 | 192 | 168 | 166 | - | - | - |
| Yobe | 2818 | 200 | 200 | 261 | 0 | 0 | 117 | 0 | 0 | - | - | - |
| Zamfara | 50375 | 0 | 0 | 1652 | 0 | 0 | 103 | 0 | 0 | 669 | 0 | 0 |
| FCT | 4801 | 3574 | 2520 | 4370 | 3601 | 2446 | 1924 | 1741 | 1435 | 1081 | 913 | 875 |

Table 6. 12: Summary Of Enrolment and Performance by Zone: 2019

| ZONES | TOTAL ENROL (m+f) | NO Examined (m+f) | NO PASSED (m+f) |
|-------------|-------------------|-------------------|-----------------|
| SOUTH EAST | 45496 | 24716 | 24598 |
| SOUTH SOUTH | 20361 | 10833 | 10301 |
| SOUTH WEST | 7644 | 821 | 663 |
| NORTH CEN | 37570 | 12171 | 8905 |
| NORTH EAST | 10224 | 1330 | 1239 |
| NORTH WEST | 15997 | 6983 | 2471 |

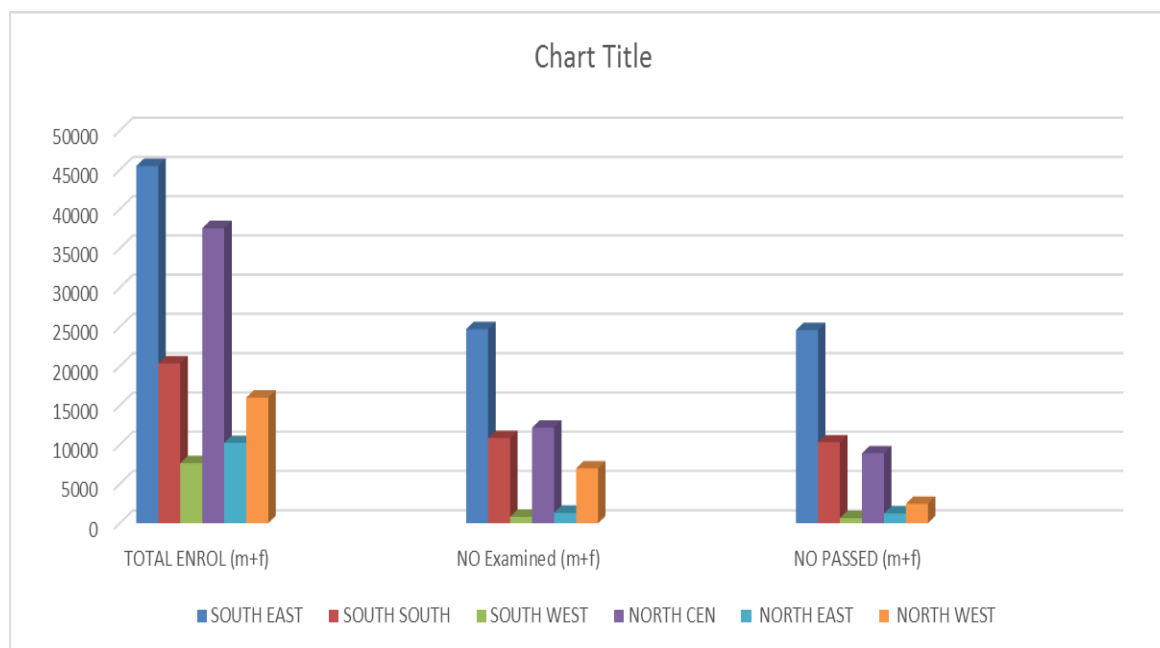


Figure 6. 3: Summary of Enrolment and Performance by Zones: 2019

6.1 Facilitators

Table 6. 13: Facilitators by State, Status and Gender: 2019

| STATE | FULL TIME | | | PART TIME | | | VOLUNTEERS | | | TOTAL | | |
|----------------|------------|------------|------------|-------------|-------------|-------------|-------------|-------------|-------------|-------------|-------------|--------------|
| | Male | Female | Total | Male | Female | Total | Male | Female | Total | Male | Female | TOTAL |
| ABIA | 0 | 0 | 0 | 342 | 473 | 815 | 0 | 0 | 0 | 342 | 473 | 815 |
| ADAMAWA | 12 | 4 | 16 | 2 | 13 | 15 | 0 | 0 | 0 | 14 | 17 | 31 |
| AKWA IBOM | 0 | 0 | 0 | 40 | 110 | 150 | 0 | 0 | 0 | 40 | 110 | 150 |
| ANAMBRA | 0 | 1 | 1 | 143 | 522 | 665 | 0 | 2 | 2 | 143 | 525 | 668 |
| BAUCHI | 0 | 0 | 0 | 0 | 0 | 0 | 11 | 0 | 11 | 11 | 0 | 11 |
| BAYELSA | 0 | 0 | 0 | 0 | 0 | 0 | 4 | 1 | 5 | 4 | 1 | 5 |
| BENUE | 0 | 0 | 0 | 109 | 123 | 232 | 0 | 1 | 1 | 109 | 124 | 233 |
| BORNO | 0 | 0 | 0 | 154 | 124 | 278 | 0 | 1 | 1 | 154 | 125 | 279 |
| CROSS RIVER | 0 | 0 | 0 | 0 | 0 | 0 | 496 | 515 | 1011 | 496 | 515 | 1011 |
| DELTA | 54 | 63 | 117 | 2 | 7 | 9 | 2 | 12 | 14 | 58 | 82 | 140 |
| EBONYI | 0 | 0 | 0 | 213 | 129 | 342 | 0 | 0 | 0 | 213 | 129 | 342 |
| ENUGU | 11 | 0 | 11 | 5 | 16 | 21 | 90 | 160 | 250 | 106 | 176 | 282 |
| GOMBE | 25 | 47 | 72 | 539 | 509 | 1048 | 499 | 1146 | 1645 | 1063 | 1702 | 2765 |
| KADUNA | 0 | 0 | 0 | 0 | 0 | 0 | 274 | 223 | 497 | 274 | 223 | 497 |
| KANO | 0 | 0 | 0 | 0 | 0 | 0 | 225 | 336 | 561 | 225 | 336 | 561 |
| KATSINA | 0 | 0 | 0 | 455 | 87 | 542 | 194 | 9 | 203 | 649 | 96 | 745 |
| KOGI | 0 | 0 | 0 | 0 | 0 | 0 | 250 | 121 | 371 | 250 | 121 | 371 |
| KWARA | 23 | 14 | 37 | 45 | 22 | 67 | 0 | 1 | 1 | 68 | 37 | 105 |
| LAGOS | 0 | 0 | 0 | 0 | 0 | 0 | 385 | 1100 | 1485 | 385 | 1100 | 1485 |
| NASARAWA | 0 | 0 | 0 | 226 | 108 | 334 | 0 | 0 | 0 | 226 | 108 | 334 |
| NIGER | 0 | 0 | 0 | 220 | 140 | 360 | 0 | 0 | 0 | 220 | 140 | 360 |
| OGUN | 15 | 14 | 29 | 45 | 34 | 79 | 0 | 0 | 0 | 60 | 48 | 108 |
| ONDO | 0 | 0 | 0 | 39 | 65 | 104 | 0 | 0 | 0 | 39 | 65 | 104 |
| OSUN | 0 | 0 | 0 | 0 | 0 | 0 | 28 | 23 | 51 | 28 | 23 | 51 |
| OYO | 45 | 54 | 99 | 26 | 28 | 54 | 0 | 0 | 0 | 71 | 82 | 153 |
| PLATEAU | 0 | 0 | 0 | 0 | 0 | 0 | 213 | 316 | 529 | 213 | 316 | 529 |
| SOKOTO | 0 | 0 | 0 | 0 | 0 | 0 | 1201 | 159 | 1360 | 1201 | 159 | 1360 |
| YOBE | 0 | 0 | 0 | 0 | 0 | 0 | 137 | 108 | 245 | 137 | 108 | 245 |
| Total | 185 | 197 | 382 | 2605 | 2510 | 5115 | 4009 | 4234 | 8243 | 6799 | 6941 | 13740 |

Table 6. 14: Facilitators by Zone, Status and Gender: 2019.

| ZONE | Full Time(m+f) | Part Time(m+f) | Volunteers(m+f) | Total |
|---------------|-----------------------|-----------------------|------------------------|--------------|
| South East | 12 | 1843 | 252 | 2107 |
| South South | 117 | 159 | 1030 | 1306 |
| South West | 128 | 237 | 1536 | 1901 |
| North Central | 37 | 993 | 902 | 1932 |
| North East | 88 | 1341 | 1902 | 3331 |
| North West | 0 | 542 | 2621 | 3163 |

Table 6. 15: Facilitators by Zone: 2019

| Zone | Facilitators(m+f) |
|---------------|--------------------------|
| South East | 2107 |
| South South | 1306 |
| South West | 1901 |
| North Central | 1932 |
| North East | 3331 |
| North West | 3163 |

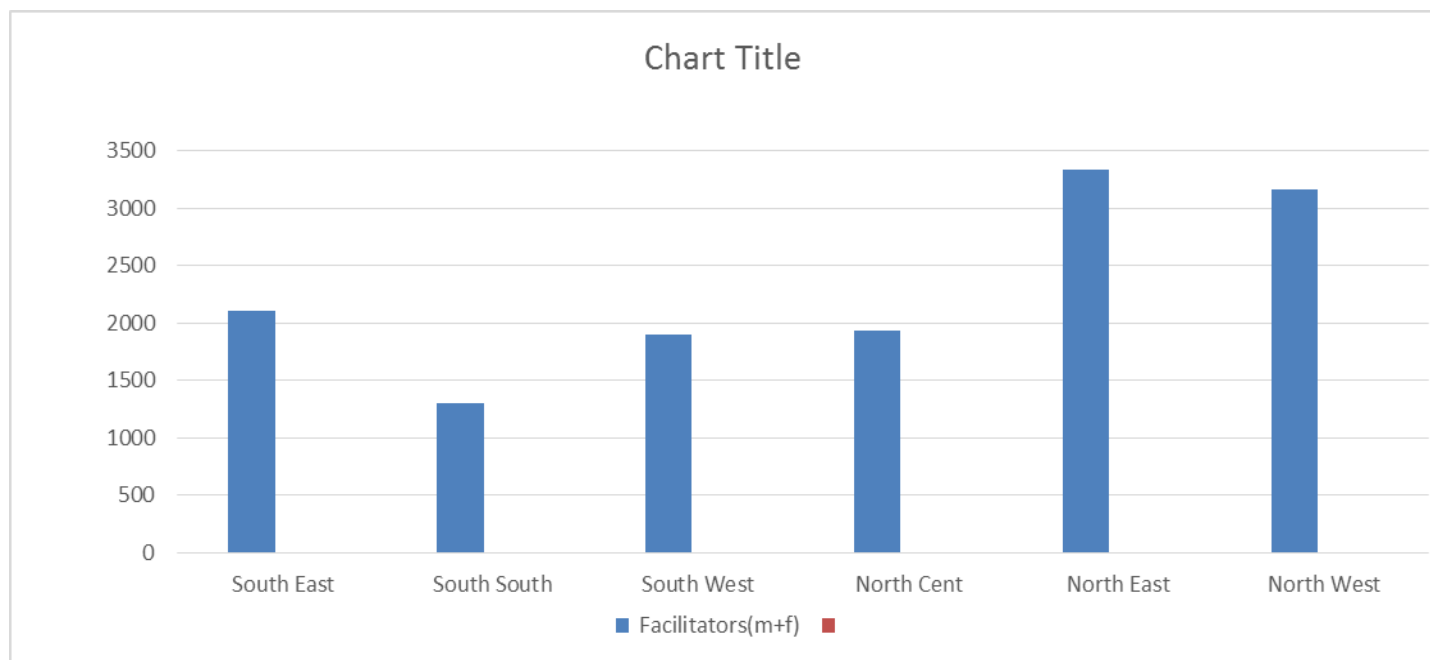


Figure 6. 4 :Summary of Facilitators by Zone: 2019

Table 6. 16: Facilitators by State, Source of Payment and Gender: 2019

| STATE | FEDERAL GOVERNMENT | | | STATE GOVERNMENT | | | LGA | | | VOLUNTEERS | | | OTHERS | | | TOTAL | | |
|--------------|--------------------|-----------|------------|------------------|-------------|-------------|-------------|-------------|-------------|------------|------------|-------------|-------------|-------------|-------------|-------------|-------------|--------------|
| | Male | Female | Total | Male | Female | Total | Male | Female | Total | Male | Female | Total | Male | Female | Total | Male | FEMALE | TOTAL |
| ABIA | 0 | 0 | 0 | 7 | 0 | 7 | 120 | 115 | 235 | 145 | 150 | 295 | 201 | 77 | 278 | 7 | 0 | 815 |
| ADAMAWA | 0 | 0 | 0 | 7 | 3 | 10 | 0 | 0 | 0 | 10 | 11 | 21 | 0 | 0 | 0 | 10 | 3 | 31 |
| AKWA IBOM | 13 | 8 | 21 | 4 | 0 | 4 | 93 | 32 | 125 | 0 | 0 | 0 | 0 | 0 | 0 | 4 | 0 | 150 |
| ANAMBRA | 0 | 0 | 0 | 525 | 143 | 668 | 0 | 0 | 0 | 0 | 0 | 0 | 0 | 0 | 0 | 668 | 143 | 668 |
| BAUCHI | 0 | 0 | 0 | 0 | 11 | 11 | 0 | 0 | 0 | 0 | 0 | 0 | 0 | 0 | 0 | 11 | 11 | 11 |
| BAYELSA | 0 | 0 | 0 | 1 | 4 | 5 | 0 | 0 | 0 | 0 | 0 | 0 | 0 | 0 | 0 | 5 | 4 | 5 |
| BENUE | 0 | 0 | 0 | 0 | 0 | 0 | 0 | 0 | 0 | 0 | 0 | 0 | 124 | 109 | 233 | 0 | 0 | 233 |
| BORNO | 0 | 0 | 0 | 0 | 0 | 0 | 0 | 0 | 0 | 0 | 0 | 0 | 125 | 154 | 279 | 0 | 0 | 279 |
| CROSS RIVER | 0 | 0 | 0 | 0 | 0 | 0 | 515 | 495 | 1010 | 0 | 0 | 0 | 0 | 1 | 1 | 0 | 0 | 1011 |
| DELTA | 15 | 21 | 36 | 0 | 1 | 1 | 16 | 10 | 26 | 0 | 0 | 0 | 51 | 26 | 77 | 1 | 1 | 140 |
| EBONYI | 0 | 0 | 0 | 0 | 0 | 0 | 48 | 92 | 140 | 68 | 111 | 179 | 13 | 10 | 23 | 0 | 0 | 342 |
| ENUGU | 19 | 8 | 27 | 6 | 3 | 9 | 60 | 52 | 112 | 20 | 27 | 47 | 71 | 16 | 87 | 9 | 3 | 282 |
| GOMBE | 3 | 0 | 3 | 68 | 126 | 194 | 539 | 360 | 899 | 404 | 147 | 551 | 688 | 430 | 1118 | 194 | 126 | 2765 |
| KADUNA | 0 | 0 | 0 | 220 | 266 | 486 | 0 | 0 | 0 | 0 | 0 | 0 | 3 | 8 | 11 | 486 | 266 | 497 |
| KANO | 0 | 0 | 0 | 336 | 225 | 561 | 0 | 0 | 0 | 0 | 0 | 0 | 0 | 0 | 0 | 561 | 225 | 561 |
| KATSINA | 0 | 0 | 0 | 87 | 461 | 548 | 9 | 188 | 197 | 0 | 0 | 0 | 0 | 0 | 0 | 548 | 461 | 745 |
| KOGI | 0 | 0 | 0 | 121 | 249 | 370 | 0 | 0 | 0 | 0 | 0 | 0 | 0 | 1 | 1 | 370 | 249 | 371 |
| KWARA | 19 | 35 | 54 | 4 | 21 | 25 | 14 | 12 | 26 | 0 | 0 | 0 | 0 | 0 | 0 | 25 | 21 | 105 |
| LAGOS | 0 | 0 | 0 | 1100 | 385 | 1485 | 0 | 0 | 0 | 0 | 0 | 0 | 0 | 0 | 0 | 1485 | 385 | 1485 |
| NASARAWA | 0 | 0 | 0 | 33 | 45 | 78 | 60 | 152 | 212 | 1 | 2 | 3 | 14 | 27 | 41 | 78 | 45 | 334 |
| NIGER | 0 | 0 | 0 | 8 | 3 | 11 | 24 | 40 | 64 | 5 | 10 | 15 | 103 | 167 | 270 | 11 | 3 | 360 |
| OGUN | 0 | 0 | 0 | 30 | 40 | 70 | 4 | 5 | 9 | 7 | 6 | 13 | 7 | 9 | 16 | 70 | 40 | 108 |
| ONDO | 0 | 0 | 0 | 65 | 39 | 104 | 0 | 0 | 0 | 0 | 0 | 0 | 0 | 0 | 0 | 104 | 39 | 104 |
| OSUN | 0 | 0 | 0 | 0 | 0 | 0 | 17 | 12 | 29 | 6 | 16 | 22 | 0 | 0 | 0 | 0 | 0 | 51 |
| OYO | 0 | 0 | 0 | 0 | 0 | 0 | 0 | 0 | 0 | 0 | 0 | 0 | 82 | 71 | 153 | 0 | 0 | 153 |
| PLATEAU | 15 | 19 | 34 | 7 | 7 | 14 | 291 | 187 | 478 | 0 | 0 | 0 | 3 | 0 | 3 | 14 | 7 | 529 |
| SOKOTO | 0 | 5 | 5 | 125 | 881 | 1006 | 17 | 63 | 80 | 7 | 86 | 93 | 10 | 166 | 176 | 1006 | 881 | 1360 |
| YOBE | 0 | 0 | 0 | 94 | 43 | 137 | 12 | 83 | 95 | 0 | 0 | 0 | 2 | 11 | 13 | 137 | 43 | 245 |
| Total | 84 | 96 | 180 | 2848 | 2956 | 5804 | 1839 | 1898 | 3737 | 673 | 566 | 1239 | 1497 | 1283 | 2780 | 5804 | 2956 | 13740 |

Table 6.17 : Facilitators by State, Qualification and Gender: 2019

| State | PhD/Masters | | | Degree/HND | | | NCE | | | OND/Diploma | | | SSCE/WASC/Grade II | | | FSLC | | | Others | | | Grand Total |
|----------------|-------------|-----------|-----------|------------|-------------|-------------|-------------|-------------|-------------|-------------|------------|-------------|--------------------|-------------|-------------|------------|-------------|-------------|------------|------------|------------|--------------|
| | Male | Female | Total | Male | Female | Total | Male | Female | Total | Male | Female | Total | Male | Female | Total | Male | Female | Total | Male | Female | Total | |
| ABIA | 0 | 0 | 0 | 0 | 0 | 0 | 32 | 13 | 45 | 13 | 22 | 35 | 222 | 212 | 434 | 71 | 217 | 288 | 4 | 9 | 13 | 815 |
| ADAMAWA | 1 | 0 | 1 | 0 | 2 | 2 | 1 | 1 | 2 | 0 | 5 | 5 | 4 | 3 | 7 | 8 | 6 | 14 | 0 | 0 | 0 | 31 |
| AKWA IBOM | 0 | 0 | 0 | 3 | 9 | 12 | 10 | 44 | 54 | 10 | 21 | 31 | 13 | 33 | 46 | 4 | 3 | 7 | 0 | 0 | 0 | 150 |
| ANAMBRA | 0 | 0 | 0 | 93 | 349 | 442 | 49 | 172 | 221 | 1 | 1 | 2 | 0 | 0 | 0 | 0 | 1 | 1 | 0 | 2 | 2 | 668 |
| BAUCHI | 0 | 0 | 0 | 0 | 0 | 0 | 0 | 0 | 0 | 5 | 0 | 5 | 6 | 0 | 6 | 0 | 0 | 0 | 0 | 0 | 0 | 11 |
| BAYELSA | 1 | 0 | 1 | 0 | 0 | 0 | 3 | 1 | 4 | 0 | 0 | 0 | 0 | 0 | 0 | 0 | 0 | 0 | 0 | 0 | 0 | 5 |
| BENUE | 2 | 0 | 2 | 20 | 15 | 35 | 18 | 23 | 41 | 27 | 33 | 60 | 7 | 6 | 13 | 0 | 0 | 0 | 35 | 47 | 82 | 233 |
| BORNO | 0 | 0 | 0 | 1 | 1 | 2 | 0 | 0 | 0 | 153 | 123 | 276 | 0 | 0 | 0 | 0 | 0 | 0 | 0 | 1 | 1 | 279 |
| CROSS RIVER | 0 | 0 | 0 | 86 | 54 | 140 | 325 | 344 | 669 | 60 | 50 | 110 | 23 | 61 | 84 | 2 | 6 | 8 | 0 | 0 | 0 | 1011 |
| DELTA | 0 | 0 | 0 | 0 | 0 | 0 | 0 | 0 | 0 | 0 | 0 | 0 | 0 | 0 | 0 | 0 | 0 | 0 | 58 | 82 | 140 | 140 |
| EBONYI | 0 | 0 | 0 | 0 | 0 | 0 | 31 | 13 | 44 | 7 | 2 | 9 | 172 | 114 | 286 | 2 | 0 | 2 | 1 | 0 | 1 | 342 |
| ENUGU | 0 | 0 | 0 | 2 | 4 | 6 | 12 | 6 | 18 | 1 | 1 | 2 | 31 | 41 | 72 | 56 | 93 | 149 | 4 | 31 | 35 | 282 |
| GOMBE | 0 | 1 | 1 | 12 | 10 | 22 | 223 | 132 | 355 | 126 | 186 | 312 | 199 | 505 | 704 | 495 | 865 | 1360 | 8 | 3 | 11 | 2765 |
| KADUNA | 1 | 0 | 1 | 90 | 40 | 130 | 94 | 75 | 169 | 37 | 30 | 67 | 48 | 70 | 118 | 1 | 7 | 8 | 3 | 1 | 4 | 497 |
| KANO | 1 | 0 | 1 | 23 | 33 | 56 | 55 | 55 | 110 | 58 | 45 | 103 | 81 | 182 | 263 | 7 | 20 | 27 | 0 | 1 | 1 | 561 |
| KATSINA | 0 | 0 | 0 | 11 | 0 | 11 | 625 | 91 | 716 | 6 | 0 | 6 | 0 | 2 | 2 | 7 | 3 | 10 | 0 | 0 | 0 | 745 |
| KOGI | 0 | 0 | 0 | 134 | 83 | 217 | 115 | 38 | 153 | 0 | 0 | 0 | 0 | 0 | 0 | 0 | 0 | 0 | 1 | 0 | 1 | 371 |
| KWARA | 2 | 0 | 2 | 46 | 33 | 79 | 14 | 4 | 18 | 6 | 0 | 6 | 0 | 0 | 0 | 0 | 0 | 0 | 0 | 0 | 0 | 105 |
| LAGOS | 15 | 45 | 60 | 125 | 362 | 487 | 243 | 688 | 931 | 2 | 4 | 6 | 0 | 1 | 1 | 0 | 0 | 0 | 0 | 0 | 0 | 1485 |
| NASARAWA | 0 | 0 | 0 | 0 | 0 | 0 | 0 | 0 | 0 | 0 | 0 | 0 | 125 | 44 | 169 | 100 | 64 | 164 | 1 | 0 | 1 | 334 |
| NIGER | 0 | 0 | 0 | 7 | 8 | 15 | 31 | 26 | 57 | 67 | 31 | 98 | 94 | 60 | 154 | 12 | 2 | 14 | 9 | 13 | 22 | 360 |
| OGUN | 0 | 0 | 0 | 1 | 2 | 3 | 12 | 5 | 17 | 13 | 19 | 32 | 33 | 21 | 54 | 1 | 1 | 2 | 0 | 0 | 0 | 108 |
| ONDO | 0 | 0 | 0 | 11 | 27 | 38 | 28 | 37 | 65 | 0 | 1 | 1 | 0 | 0 | 0 | 0 | 0 | 0 | 0 | 0 | 0 | 104 |
| OSUN | 1 | 0 | 1 | 11 | 8 | 19 | 16 | 14 | 30 | 0 | 0 | 0 | 0 | 1 | 1 | 0 | 0 | 0 | 0 | 0 | 0 | 51 |
| OYO | 0 | 0 | 0 | 37 | 34 | 71 | 32 | 48 | 80 | 0 | 0 | 0 | 1 | 0 | 1 | 1 | 0 | 1 | 0 | 0 | 0 | 153 |
| PLATEAU | 0 | 0 | 0 | 10 | 3 | 13 | 27 | 13 | 40 | 44 | 52 | 96 | 58 | 78 | 136 | 10 | 14 | 24 | 64 | 156 | 220 | 529 |
| SOKOTO | 4 | 0 | 4 | 59 | 0 | 59 | 180 | 15 | 195 | 476 | 54 | 530 | 443 | 87 | 530 | 36 | 3 | 39 | 3 | 0 | 3 | 1360 |
| YOBE | 0 | 0 | 0 | 7 | 3 | 10 | 21 | 18 | 39 | 18 | 28 | 46 | 50 | 19 | 69 | 3 | 1 | 4 | 38 | 39 | 77 | 245 |
| Total | 28 | 46 | 74 | 789 | 1080 | 1869 | 2197 | 1876 | 4073 | 1130 | 708 | 1838 | 1610 | 1540 | 3150 | 816 | 1306 | 2122 | 229 | 385 | 614 | 13740 |

Table 6. 18 : Facilitators by State, Qualification and Gender: 2019

| State | PhD/Masters(m+f) | Degree/HND(m+f) | NCE(m+f) | OND/Diploma(m+f) | SSCE/WASC/grade11(m+f) | FSLC(m+f) | OTHERS(m+f) | TOTAL |
|-------------|------------------|-----------------|----------|------------------|------------------------|-----------|-------------|-------|
| ABIA | 0 | 0 | 45 | 35 | 434 | 288 | 13 | 815 |
| ADAMAWA | 1 | 2 | 2 | 5 | 7 | 14 | 0 | 31 |
| AKWA IBOM | 0 | 12 | 54 | 31 | 46 | 7 | 0 | 150 |
| ANAMBRA | 0 | 442 | 221 | 2 | 0 | 1 | 2 | 668 |
| BAUCHI | 0 | 0 | 0 | 5 | 6 | 0 | 0 | 11 |
| BAYELSA | 1 | 0 | 4 | 0 | 0 | 0 | 0 | 5 |
| BENUE | 2 | 35 | 41 | 60 | 13 | 0 | 82 | 233 |
| BORNO | 0 | 2 | 0 | 276 | 0 | 0 | 1 | 279 |
| CROSS RIVER | 0 | 140 | 669 | 110 | 84 | 8 | 0 | 1011 |
| DELTA | 0 | 0 | 0 | 0 | 0 | 0 | 140 | 140 |
| EBONYI | 0 | 0 | 44 | 9 | 286 | 2 | 1 | 342 |
| ENUGU | 0 | 6 | 18 | 2 | 72 | 149 | 35 | 282 |
| GOMBE | 1 | 22 | 355 | 312 | 704 | 1360 | 11 | 2765 |
| KADUNA | 1 | 130 | 169 | 67 | 118 | 8 | 4 | 497 |
| KANO | 1 | 56 | 110 | 103 | 263 | 27 | 1 | 561 |
| KATSINA | 0 | 11 | 716 | 6 | 2 | 10 | 0 | 745 |
| KOGI | 0 | 217 | 153 | 0 | 0 | 0 | 1 | 371 |
| KWARA | 2 | 79 | 18 | 6 | 0 | 0 | 0 | 105 |
| LAGOS | 60 | 487 | 931 | 6 | 1 | 0 | 0 | 1485 |
| NASARAWA | 0 | 0 | 0 | 0 | 169 | 164 | 1 | 334 |
| NIGER | 0 | 15 | 57 | 98 | 154 | 14 | 22 | 360 |
| OGUN | 0 | 3 | 17 | 32 | 54 | 2 | 0 | 108 |
| ONDO | 0 | 38 | 65 | 1 | 0 | 0 | 0 | 104 |
| OSUN | 1 | 19 | 30 | 0 | 1 | 0 | 0 | 51 |
| OYO | 0 | 71 | 80 | 0 | 1 | 1 | 0 | 153 |
| PLATEAU | 0 | 13 | 40 | 96 | 136 | 24 | 220 | 529 |
| SOKOTO | 4 | 59 | 195 | 530 | 530 | 39 | 3 | 1360 |
| YOBE | 0 | 10 | 39 | 46 | 69 | 4 | 77 | 245 |

Table 6. 19: Facilitators by State, Programme and Gender: 2019

| State | Basic Literacy | | | Continuing Education | | | Others | | | Post Literacy | | | Vocational Education | | | Grand Total |
|--------------------|----------------|-------------|-------------|----------------------|------------|-------------|------------|------------|------------|---------------|-------------|-------------|----------------------|------------|------------|--------------|
| | Male | Female | Total | Male | Female | Total | Male | Female | Total | Male | Female | Total | Male | Female | Total | |
| ABIA | 0 | 0 | 0 | 0 | 0 | 0 | 0 | 0 | 0 | 342 | 473 | 815 | 0 | 0 | 0 | 815 |
| ADAMAWA | 0 | 0 | 0 | 0 | 0 | 0 | 0 | 0 | 0 | 6 | 8 | 14 | 8 | 9 | 17 | 31 |
| AKWA IBOM | 4 | 17 | 21 | 0 | 0 | 0 | 0 | 0 | 0 | 36 | 93 | 129 | 0 | 0 | 0 | 150 |
| ANAMBRA | 47 | 158 | 205 | 2 | 19 | 21 | 0 | 2 | 2 | 74 | 257 | 331 | 20 | 89 | 109 | 668 |
| BAUCHI | 11 | 0 | 11 | 0 | 0 | 0 | 0 | 0 | 0 | 0 | 0 | 0 | 0 | 0 | 0 | 11 |
| BAYELSA | 4 | 1 | 5 | 0 | 0 | 0 | 0 | 0 | 0 | 0 | 0 | 0 | 0 | 0 | 0 | 5 |
| BENUE | 109 | 122 | 231 | 0 | 0 | 0 | 0 | 1 | 1 | 0 | 1 | 1 | 0 | 0 | 0 | 233 |
| BORNO | 125 | 92 | 217 | 0 | 0 | 0 | 1 | 8 | 9 | 28 | 25 | 53 | 0 | 0 | 0 | 279 |
| CROSS RIVER | 0 | 0 | 0 | 495 | 515 | 1010 | 1 | 0 | 1 | 0 | 0 | 0 | 0 | 0 | 0 | 1011 |
| DELTA | 0 | 0 | 0 | 0 | 0 | 0 | 58 | 82 | 140 | 0 | 0 | 0 | 0 | 0 | 0 | 140 |
| EBONYI | 0 | 0 | 0 | 0 | 0 | 0 | 0 | 0 | 0 | 213 | 129 | 342 | 0 | 0 | 0 | 342 |
| ENUGU | 29 | 65 | 94 | 1 | 0 | 1 | 1 | 29 | 30 | 65 | 73 | 138 | 10 | 9 | 19 | 282 |
| GOMBE | 468 | 366 | 834 | 13 | 9 | 22 | 9 | 13 | 22 | 562 | 1305 | 1867 | 11 | 9 | 20 | 2765 |
| KADUNA | 102 | 122 | 224 | 101 | 35 | 136 | 4 | 2 | 6 | 67 | 60 | 127 | 0 | 4 | 4 | 497 |
| KANO | 26 | 41 | 67 | 47 | 58 | 105 | 1 | 3 | 4 | 139 | 201 | 340 | 12 | 33 | 45 | 561 |
| KATSINA | 466 | 51 | 517 | 0 | 0 | 0 | 0 | 0 | 0 | 116 | 10 | 126 | 67 | 35 | 102 | 745 |
| KOGI | 0 | 0 | 0 | 0 | 0 | 0 | 1 | 0 | 1 | 249 | 121 | 370 | 0 | 0 | 0 | 371 |
| KWARA | 52 | 29 | 81 | 0 | 0 | 0 | 0 | 0 | 0 | 16 | 8 | 24 | 0 | 0 | 0 | 105 |
| LAGOS | 385 | 1100 | 1485 | 0 | 0 | 0 | 0 | 0 | 0 | 0 | 0 | 0 | 0 | 0 | 0 | 1485 |
| NASARAWA | 0 | 0 | 0 | 0 | 0 | 0 | 1 | 0 | 1 | 225 | 108 | 333 | 0 | 0 | 0 | 334 |
| NIGER | 0 | 0 | 0 | 0 | 0 | 0 | 0 | 0 | 0 | 220 | 140 | 360 | 0 | 0 | 0 | 360 |
| OGUN | 34 | 24 | 58 | 0 | 0 | 0 | 0 | 0 | 0 | 26 | 23 | 49 | 0 | 1 | 1 | 108 |
| ONDO | 39 | 60 | 99 | 0 | 0 | 0 | 0 | 0 | 0 | 0 | 2 | 2 | 0 | 3 | 3 | 104 |
| OSUN | 27 | 22 | 49 | 0 | 0 | 0 | 0 | 0 | 0 | 1 | 0 | 1 | 0 | 1 | 1 | 51 |
| OYO | 40 | 52 | 92 | 0 | 0 | 0 | 0 | 0 | 0 | 31 | 30 | 61 | 0 | 0 | 0 | 153 |
| PLATEAU | 68 | 62 | 130 | 2 | 4 | 6 | 118 | 217 | 335 | 23 | 31 | 54 | 2 | 2 | 4 | 529 |
| SOKOTO | 1118 | 101 | 1219 | 8 | 0 | 8 | 0 | 0 | 0 | 67 | 13 | 80 | 8 | 45 | 53 | 1360 |
| YOBE | 103 | 72 | 175 | 0 | 0 | 0 | 34 | 34 | 68 | 0 | 1 | 1 | 0 | 1 | 1 | 245 |
| Grand Total | 3257 | 2557 | 5814 | 669 | 640 | 1309 | 229 | 391 | 620 | 2506 | 3112 | 5618 | 138 | 241 | 379 | 13740 |

6.2 Nomadic Education

Table 6. 20: Number of Nomadic Primary Schools by State and Year: 2017-2019

| STATE | 2017 | 2018 | 2019 | TOTAL |
|--------------|-------------|-------------|-------------|--------------|
| Abia | 100 | 107 | 115 | 322 |
| Adamawa | 88 | 132 | 142 | 362 |
| Akwa Ibom | 42 | 42 | 42 | 126 |
| Anambra | 94 | 92 | 98 | 284 |
| Bauchi | 299 | 389 | 477 | 1165 |
| Bayelsa | 26 | 26 | 26 | 78 |
| Benue | 12 | 12 | 12 | 36 |
| Borno | 20 | 20 | 21 | 61 |
| Cross Rivers | 51 | 51 | 51 | 153 |
| Delta | 21 | 21 | 21 | 63 |
| Ebonyi | 56 | 59 | 59 | 174 |
| Edo | 37 | 37 | 37 | 111 |
| Ekiti | 8 | 9 | 9 | 26 |
| Enugu | 54 | 65 | 67 | 186 |
| FCT | 56 | 56 | 56 | 168 |
| Gombe | 82 | 82 | 90 | 254 |
| Imo | 65 | 69 | 71 | 205 |
| Jigawa | 280 | 323 | 324 | 927 |
| Kaduna | 263 | 263 | 264 | 790 |
| Kano | 339 | 339 | 380 | 1058 |
| Katsina | 80 | 80 | 83 | 243 |
| Kebbi | 119 | 119 | 120 | 358 |
| Kogi | 25 | 25 | 25 | 75 |
| Kwara | 95 | 95 | 101 | 291 |
| Lagos | 109 | 109 | 109 | 327 |
| Nasarawa | 78 | 78 | 79 | 235 |
| Niger | 241 | 241 | 242 | 724 |
| Ogun | 38 | 38 | 38 | 114 |
| Ondo | 11 | 11 | 11 | 33 |
| Osun | 42 | 43 | 43 | 128 |
| Oyo | 322 | 322 | 322 | 966 |
| Plateau | 113 | 113 | 117 | 343 |
| Rivers | 61 | 61 | 61 | 183 |
| Sokoto | 59 | 59 | 59 | 177 |
| Taraba | 88 | 120 | 121 | 329 |
| Yobe | 46 | 65 | 66 | 177 |
| ZAMFARA | 62 | 67 | 67 | 196 |
| TOTAL | 3582 | 3840 | 4026 | 11448 |

Table 6. 21:Summary of Number of Schools by Year: 2017- 2019

| Year | No of Schools |
|-------------|----------------------|
| 2017 | 3582 |
| 2018 | 3840 |
| 2019 | 4026 |

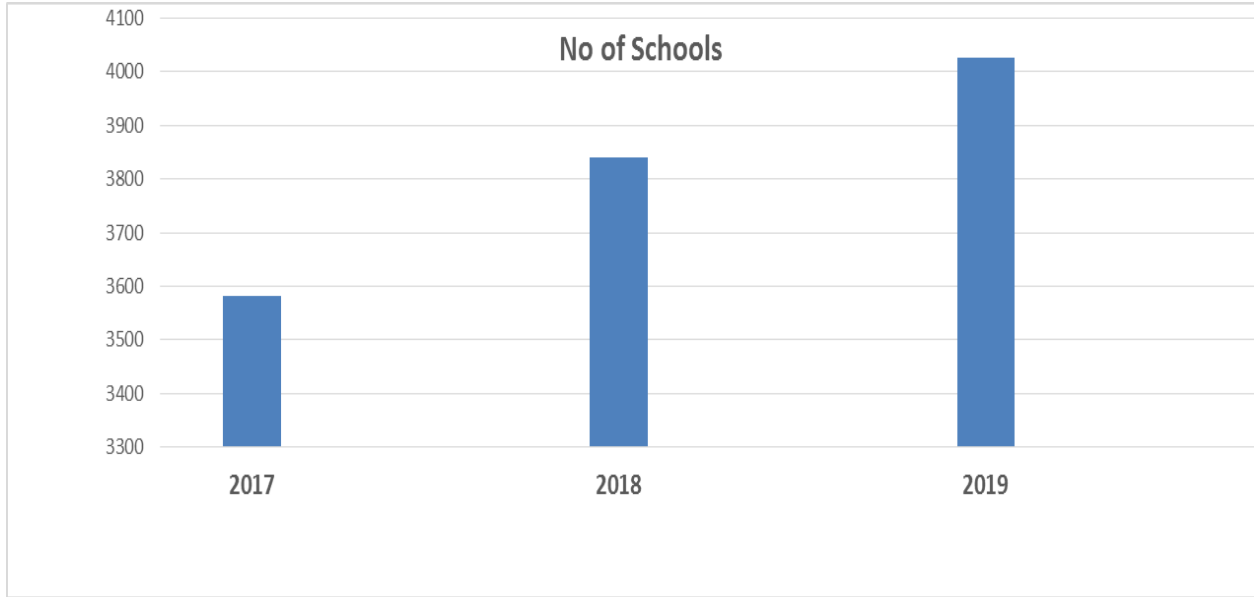


Figure 6. 5: Summary of Number of Schools by Year: 2017- 2019

Table 6. 22: Number of Nomadic Primary School Pupils by State, Year and Gender: 2017-2019

| STATE | 2017 | | | 2018 | | | 2019 | | |
|--------------|---------------|---------------|---------------|---------------|---------------|---------------|---------------|---------------|----------------|
| | Male | Female | Total | Male | Female | Total | Male | Female | Total |
| Abia | 8062 | 7187 | 15249 | 8352 | 7725 | 16077 | 8921 | 7954 | 16875 |
| Adamawa | 4208 | 3700 | 7908 | 4725 | 3927 | 8652 | 5325 | 4215 | 9540 |
| Akwa Ibom | 5962 | 6015 | 11977 | 7245 | 12546 | 19791 | 10245 | 14256 | 24501 |
| Anambra | 8062 | 7187 | 15249 | 9856 | 8562 | 18418 | 11452 | 10258 | 21710 |
| Bauchi | 32160 | 28373 | 60533 | 37524 | 34825 | 72349 | 39258 | 375246 | 414504 |
| Bayelsa | 1374 | 1212 | 2586 | 2157 | 1925 | 4082 | 2546 | 2215 | 4761 |
| Benue | 703 | 592 | 1295 | 815 | 724 | 1539 | 894 | 846 | 1740 |
| Borno | 1381 | 1150 | 2531 | 2215 | 2254 | 4469 | 2651 | 2315 | 4966 |
| Cross Rivers | 3690 | 3921 | 7611 | 4192 | 4358 | 8550 | 4568 | 4425 | 8993 |
| Delta | 972 | 656 | 1628 | 1527 | 1612 | 3139 | 1864 | 1624 | 3488 |
| Ebonyi | 8165 | 7963 | 16128 | 9215 | 9574 | 18789 | 9856 | 9754 | 19610 |
| Edo | 2593 | 2435 | 5028 | 2986 | 2985 | 5971 | 3265 | 3125 | 6390 |
| Ekiti | 125 | 167 | 292 | 258 | 214 | 472 | 332 | 289 | 621 |
| Enugu | 2823 | 2892 | 5715 | 3258 | 2951 | 6209 | 3487 | 3254 | 6741 |
| FCT | 4434 | 4134 | 8568 | 4876 | 4625 | 9501 | 5124 | 4932 | 10056 |
| Gombe | 8496 | 6346 | 14842 | 9157 | 7138 | 16295 | 9758 | 8925 | 18683 |
| Imo | 5846 | 6240 | 12086 | 6542 | 6458 | 13000 | 7458 | 7221 | 14679 |
| Jigawa | 22961 | 22907 | 45868 | 23670 | 23524 | 47194 | 24568 | 24158 | 48726 |
| Kaduna | 26655 | 24872 | 51527 | 28775 | 27821 | 56596 | 30546 | 29925 | 60471 |
| Kano | 49413 | 40891 | 90304 | 76253 | 68524 | 144777 | 93820 | 91625 | 185445 |
| Katsina | 13058 | 9382 | 22440 | 14256 | 12583 | 26839 | 15276 | 14552 | 29828 |
| Kebbi | 7677 | 5620 | 13297 | 8621 | 7658 | 16279 | 8952 | 8745 | 17697 |
| Kogi | 29 | 68 | 97 | 2155 | 2254 | 4409 | 2482 | 2451 | 4933 |
| Kwara | 2745 | 2552 | 5297 | 2944 | 2785 | 5729 | 3254 | 3189 | 6443 |
| Lagos | 12123 | 12328 | 24451 | 13058 | 13107 | 26165 | 14259 | 14112 | 28371 |
| Nasarawa | 2643 | 2807 | 5450 | 2954 | 2845 | 5799 | 3265 | 3145 | 6410 |
| Niger | 9469 | 7009 | 16478 | 13133 | 11892 | 25025 | 14568 | 12546 | 27114 |
| Ogun | 4447 | 3973 | 8420 | 5362 | 4258 | 9620 | 5642 | 5524 | 11166 |
| Ondo | 621 | 695 | 1316 | 714 | 778 | 1492 | 894 | 845 | 1739 |
| Osun | 2154 | 2468 | 4622 | 2456 | 2468 | 4924 | 2754 | 2714 | 5468 |
| Oyo | 18230 | 18997 | 37227 | 14210 | 21058 | 35268 | 23445 | 23548 | 46993 |
| Plateau | 7676 | 8314 | 15990 | 8145 | 8422 | 16567 | 9215 | 10245 | 19460 |
| Rivers | 2506 | 2502 | 5008 | 2788 | 2682 | 5470 | 2954 | 2845 | 5799 |
| Sokoto | 4564 | 3206 | 7770 | 4931 | 13524 | 18455 | 5246 | 14925 | 20171 |
| Taraba | 6142 | 4807 | 10949 | 6425 | 5146 | 11571 | 7145 | 6925 | 14070 |
| Yobe | 3018 | 1996 | 5014 | 3785 | 2254 | 6039 | 3845 | 2996 | 6841 |
| ZAMFARA | 2416 | 1744 | 4160 | 2682 | 2354 | 5036 | 2976 | 2961 | 5937 |
| TOTAL | 297603 | 267308 | 564911 | 352217 | 348340 | 700557 | 402110 | 738830 | 1140940 |

Table 6. 23: Summary of Enrolment by Year and Gender: 2017- 2019

| Year | Male | Female | Total |
|-------------|-------------|---------------|--------------|
| 2017 | 297603 | 267308 | 564911 |
| 2018 | 352217 | 348340 | 700557 |
| 2019 | 402110 | 738830 | 1140940 |

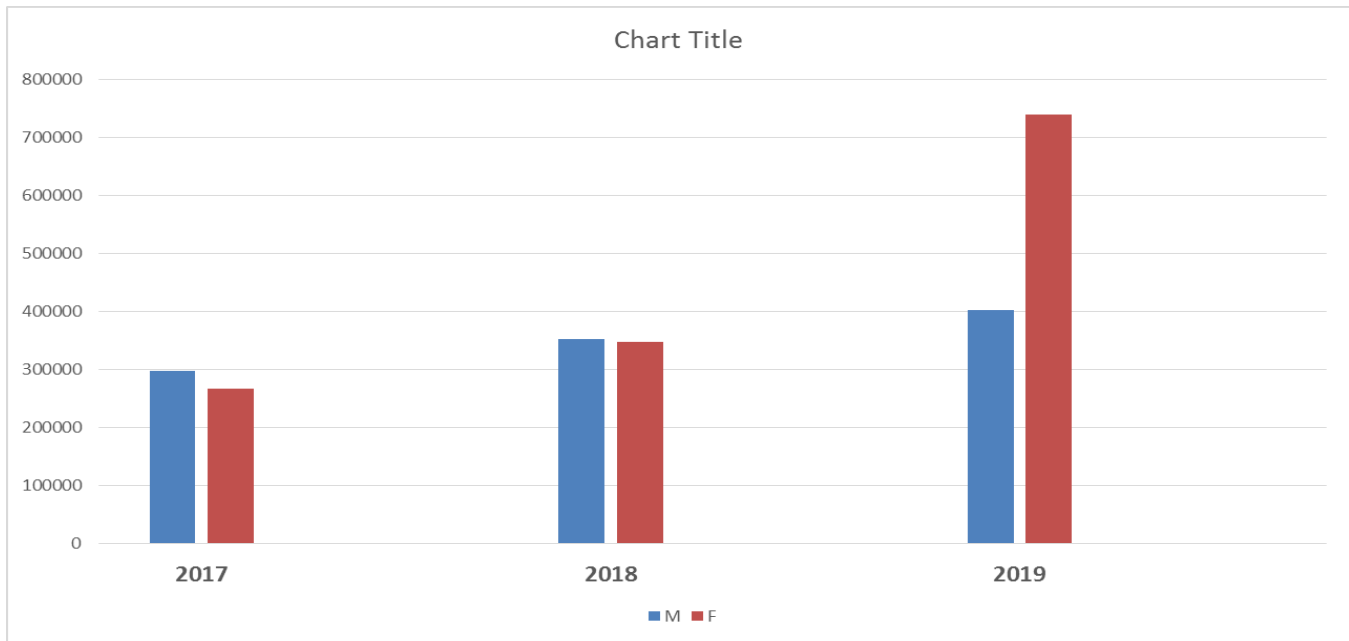


Figure 6. 6 :Summary of Enrolment by Year and Gender: 2017- 2019

Table 6. 24: Number of Nomadic Primary School Teachers by State, Year and Gender: 2017-2019

| STATE | 2017 | | | 2018 | | | 2019 | | |
|--------------|-------------|-------------|--------------|-------------|-------------|--------------|--------------|-------------|--------------|
| | Male | Female | Total | Male | Female | Total | Male | Female | Total |
| Abia | 107 | 706 | 813 | 410 | 460 | 870 | 452 | 471 | 923 |
| Adamawa | 191 | 35 | 226 | 241 | 109 | 350 | 276 | 115 | 391 |
| Akwa Ibom | 88 | 148 | 236 | 88 | 148 | 236 | 95 | 162 | 257 |
| Anambra | 89 | 422 | 511 | 95 | 444 | 539 | 103 | 458 | 561 |
| Bauchi | 899 | 86 | 985 | 1031 | 95 | 1126 | 1425 | 104 | 1529 |
| Bayelsa | 72 | 43 | 115 | 72 | 43 | 115 | 78 | 52 | 130 |
| Benue | 32 | 32 | 64 | 32 | 32 | 64 | 39 | 37 | 76 |
| Borno | 31 | 8 | 39 | 52 | 9 | 61 | 61 | 14 | 75 |
| Cross Rivers | 167 | 224 | 391 | 167 | 224 | 391 | 172 | 245 | 417 |
| Delta | 32 | 22 | 54 | 32 | 22 | 54 | 45 | 32 | 77 |
| Ebonyi | 148 | 7 | 155 | 168 | 159 | 327 | 176 | 185 | 361 |
| Edo | 85 | 77 | 162 | 85 | 77 | 162 | 102 | 82 | 184 |
| Ekiti | 15 | 18 | 33 | 15 | 18 | 33 | 24 | 24 | 48 |
| Enugu | 97 | 83 | 180 | 105 | 90 | 195 | 145 | 97 | 242 |
| FCT | 251 | 226 | 477 | 251 | 226 | 477 | 295 | 241 | 536 |
| Gombe | 131 | 49 | 180 | 309 | 84 | 393 | 386 | 92 | 478 |
| Imo | 68 | 240 | 308 | 68 | 243 | 311 | 77 | 251 | 328 |
| Jigawa | 275 | 12 | 287 | 729 | 33 | 762 | 824 | 46 | 870 |
| Kaduna | 477 | 150 | 627 | 825 | 215 | 1040 | 923 | 274 | 1197 |
| Kano | 477 | 60 | 537 | 1154 | 97 | 1251 | 1325 | 115 | 1440 |
| Katsina | 140 | 19 | 159 | 292 | 216 | 508 | 425 | 265 | 690 |
| Kebbi | 142 | 5 | 147 | 314 | 18 | 332 | 365 | 32 | 397 |
| Kogi | 50 | 8 | 58 | 34 | 10 | 44 | 72 | 28 | 100 |
| Kwara | 185 | 209 | 394 | 185 | 209 | 394 | 245 | 245 | 490 |
| Lagos | 203 | 388 | 591 | 203 | 377 | 580 | 286 | 382 | 668 |
| Nasarawa | 250 | 88 | 338 | 250 | 88 | 338 | 274 | 96 | 370 |
| Niger | 267 | 338 | 605 | 267 | 338 | 605 | 277 | 352 | 629 |
| Ogun | 115 | 140 | 255 | 115 | 140 | 255 | 161 | 167 | 328 |
| Ondo | 20 | 31 | 51 | 20 | 31 | 51 | 74 | 42 | 116 |
| Osun | 69 | 96 | 165 | 69 | 96 | 165 | 86 | 99 | 185 |
| Oyo | 544 | 434 | 978 | 544 | 434 | 978 | 589 | 452 | 1041 |
| Plateau | 331 | 146 | 477 | 331 | 146 | 477 | 356 | 175 | 531 |
| Rivers | 139 | 150 | 289 | 139 | 150 | 289 | 176 | 168 | 344 |
| Sokoto | 66 | 1 | 67 | 169 | 1 | 170 | 187 | 23 | 210 |
| Taraba | 220 | 40 | 260 | 414 | 79 | 493 | 455 | 88 | 543 |
| Yobe | 47 | 4 | 51 | 99 | 5 | 104 | 123 | 24 | 147 |
| ZAMFARA | 26 | 3 | 29 | 112 | 16 | 128 | 185 | 36 | 221 |
| TOTAL | 6546 | 4748 | 11294 | 9486 | 5182 | 14668 | 11359 | 5771 | 17130 |

Table 6. 25: Summary of Teachers by Year and Gender: 2017- 2019

| Year | Teachers | | Total |
|------|----------|--------|-------|
| | Male | Female | |
| 2017 | 6546 | 4748 | 11294 |
| 2018 | 9486 | 5182 | 14668 |
| 2019 | 11359 | 5771 | 17130 |

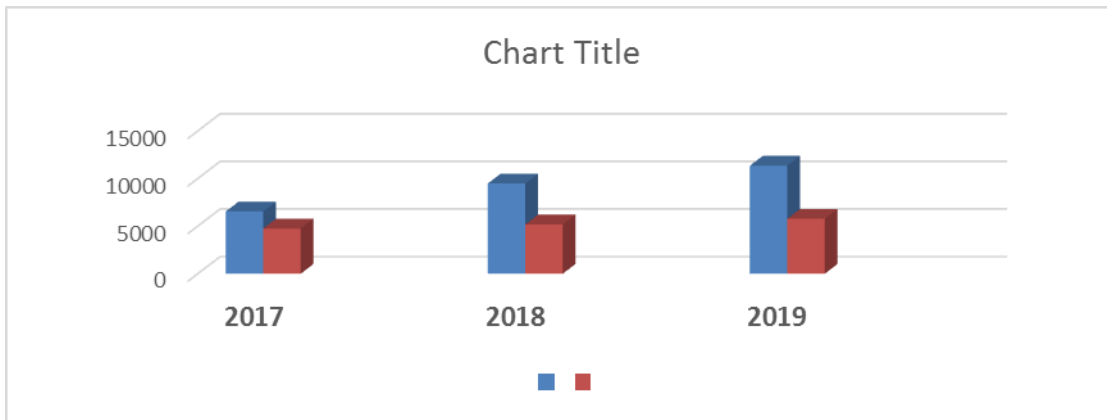


Figure 6. 7: Summary of Teachers by Year: 2017- 2019

CHAPTER SEVEN

EXAMINATION STATISTICS

7.0 Introduction

In Nigeria, examination bodies are established with the mandate to administer and conduct qualifying examinations for entry into the various levels of education and for certification at the end of the programme. These examination bodies include the West African Examinations Council (WAEC), National Examinations Council (NECO), National Business and Technical Examination Board (NABTEB) and Joint Admissions and Matriculation Board (JAMB). This chapter presents the enrolment and performance of candidates in national examinations.

7.1 West African Examinations Council (WAEC)

The West African Examinations Council (WAEC) conducts different categories of examinations; prominent among which is the West African Senior School Certificate Examination (WASSCE). The tables that follow present data on candidate's performances in WAEC administered Senior Secondary School Certificate Examination 2018/2019 session.

Table 7. 1: Number of Candidates that sat for WASSCE May/June Examination by Year, Sector and Gender: 2014/2015 - 2018/2019

| Year | Public Schools | | | | Private Schools | | | |
|-----------|----------------|---------|---------|----------|-----------------|---------|---------|----------|
| | Male | Female | Total | % Female | Male | Female | Total | % Female |
| 2014/2015 | 516,423 | 388,144 | 904,567 | 42.91 | 340,436 | 330,957 | 671,393 | 49.29 |
| 2015/2016 | 477,702 | 368,797 | 846,499 | 43.57 | 340,600 | 337,788 | 678,388 | 49.79 |
| 2016/2017 | 353,996 | 350,966 | 704,962 | 49.79 | 475,469 | 378,010 | 853,479 | 44.29 |
| 2017/2018 | 476,063 | 393,391 | 869,454 | 45.25 | 306,900 | 315,723 | 622,623 | 50.71 |
| 2018/2019 | 456,586 | 395,948 | 852,534 | 46.44 | 344,554 | 362,406 | 706,960 | 51.26 |

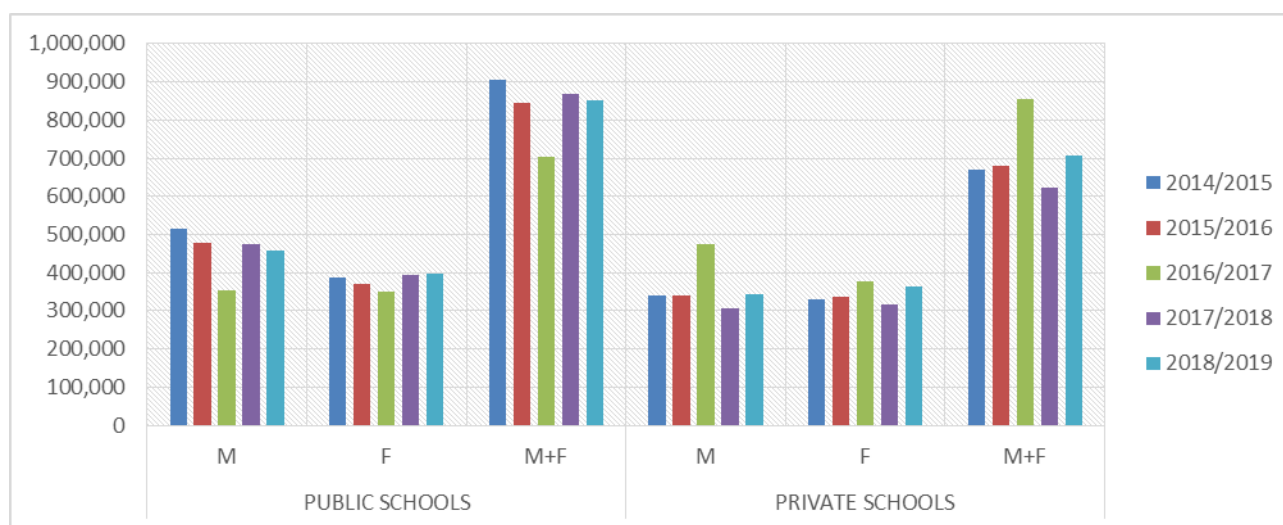


Figure 7. 1: Number of Candidates that sat for WASSCE May/June Examination by Year, Sector and Gender: 2014/2015 - 2018/2019

Table 7. 2: Number of Private Candidates that sat for WASSCE October/November by Year & Gender: 2014/2015 – 2018/2019

| Year | Male | Female | Total | % Female |
|-----------|---------|---------|---------|----------|
| 2014/2015 | 124,598 | 112,691 | 237,289 | 47.49 |
| 2015/2016 | 88,353 | 84,472 | 172,825 | 48.88 |
| 2016/2017 | 67,306 | 65,961 | 133,267 | 49.50 |
| 2017/2018 | 54,404 | 55,541 | 109,945 | 50.52 |
| 2018/2019 | 47,244 | 47,645 | 94,889 | 50.21 |

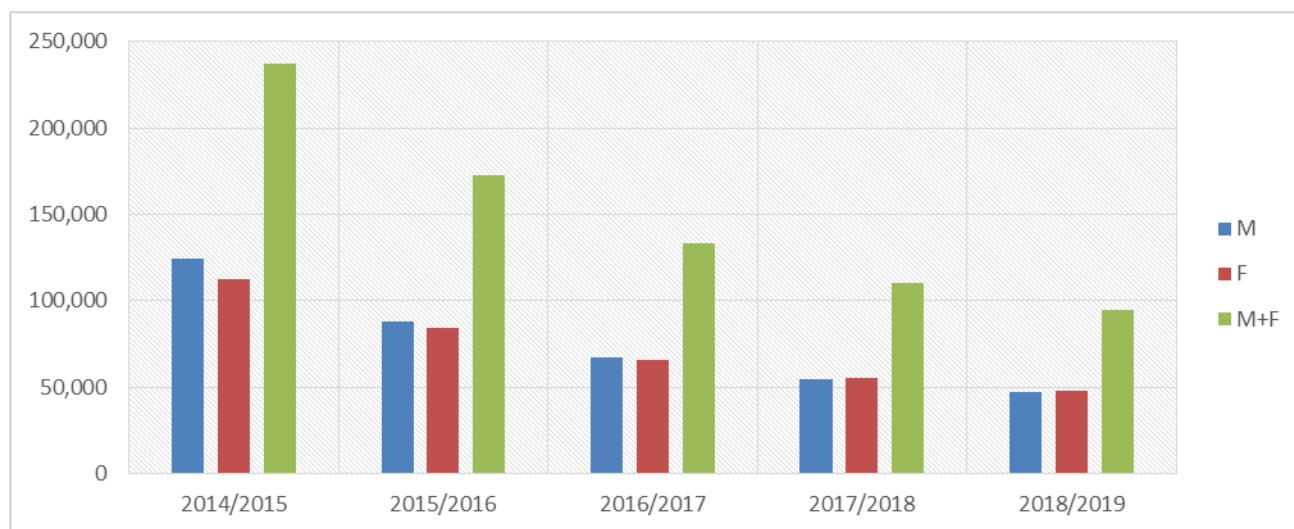


Figure 7. 2: Number of Private Candidates that sat for WASSCE October/November by Year and Gender 2014/2015 – 2018/2019

Table 7. 3: Public Schools Candidates' Performance in WASSCE by State and Gender, May/June 2019

| State | Total Number of Candidates that sat for the Examination | | | Candidates with 5 Credits & above including English Language | | | Candidates with 5 Credits & above including Mathematics | | | Candidates with 5 Credits & above including English Language and Mathematics | | | % Candidates with 5 Credits & above including English Language and Mathematics | | |
|-------------|---|---------|---------|--|---------|---------|---|---------|---------|--|---------|---------|--|--------|-------|
| | Male | Female | Total | Male | Female | Total | Male | Female | Total | Male | Female | Total | Male | Female | Total |
| Abia | 4,248 | 5,110 | 9,358 | 3,642 | 4,632 | 8,274 | 3,930 | 4,816 | 8,746 | 3,609 | 4,553 | 8,162 | 85.0 | 89.1 | 87.2 |
| Adamawa | 8,886 | 6,572 | 15,458 | 5,043 | 4,001 | 9,044 | 5,837 | 4,607 | 10,444 | 4,719 | 3,728 | 8,447 | 53.1 | 56.7 | 54.6 |
| Akwa Ibom | 17,575 | 18,599 | 36,174 | 9,269 | 10,209 | 19,478 | 10,763 | 11,714 | 22,477 | 8,402 | 9,247 | 17,649 | 47.8 | 49.7 | 48.8 |
| Anambra | 7,805 | 10,159 | 17,964 | 6,072 | 7,458 | 13,530 | 6,437 | 8,156 | 14,593 | 5,696 | 6,922 | 12,618 | 73.0 | 68.1 | 70.2 |
| Bauchi | 22,812 | 13,369 | 36,181 | 5,322 | 3,944 | 9,266 | 8,160 | 5,855 | 14,015 | 4,799 | 3,512 | 8,311 | 21.0 | 26.3 | 23.0 |
| Bayelsa | 9,138 | 8,604 | 17,742 | 6,683 | 6,479 | 13,162 | 8,504 | 8,110 | 16,614 | 6,546 | 6,406 | 12,952 | 71.6 | 74.5 | 73.0 |
| Benue | 7,335 | 5,606 | 12,941 | 4,500 | 3,522 | 8,022 | 6,118 | 4,549 | 10,667 | 4,385 | 3,359 | 7,744 | 59.8 | 59.9 | 59.8 |
| Borno | 14,104 | 10,518 | 24,622 | 4,118 | 3,631 | 7,749 | 5,926 | 5,852 | 11,778 | 3,760 | 3,249 | 7,009 | 26.7 | 30.9 | 28.5 |
| Cross River | 7,778 | 7,753 | 15,531 | 5,360 | 5,548 | 10,908 | 6,040 | 6,304 | 12,344 | 5,064 | 5,269 | 10,333 | 65.1 | 68.0 | 66.5 |
| Delta | 14,801 | 15,846 | 30,647 | 9,504 | 10,573 | 20,077 | 11,373 | 12,282 | 23,655 | 9,103 | 10,083 | 19,186 | 61.5 | 63.6 | 62.6 |
| Ebonyi | 7,816 | 7,967 | 15,783 | 4,225 | 4,147 | 8,372 | 5,706 | 5,770 | 11,476 | 3,867 | 3,787 | 7,654 | 49.5 | 47.5 | 48.5 |
| Edo | 12,624 | 13,368 | 25,992 | 7,957 | 9,020 | 16,977 | 10,626 | 11,583 | 22,209 | 7,723 | 8,792 | 16,515 | 61.2 | 65.8 | 63.5 |
| Ekiti | 6,527 | 6,528 | 13,055 | 4,009 | 4,294 | 8,303 | 4,466 | 4,487 | 8,953 | 3,763 | 3,830 | 7,593 | 57.7 | 58.7 | 58.2 |
| Enugu | 9,734 | 11,754 | 21,488 | 7,191 | 8,610 | 15,801 | 7,552 | 9,073 | 16,625 | 6,401 | 7,744 | 14,145 | 65.8 | 65.9 | 65.8 |
| FCT | 7,016 | 9,070 | 16,086 | 3,474 | 4,525 | 7,999 | 3,689 | 4,435 | 8,124 | 2,907 | 3,615 | 6,522 | 41.4 | 39.9 | 40.5 |
| Gombe | 8,896 | 6,233 | 15,129 | 2,840 | 2,105 | 4,945 | 3,875 | 3,089 | 6,964 | 2,629 | 1,993 | 4,622 | 29.6 | 32.0 | 30.6 |
| Imo | 13,889 | 14,322 | 28,211 | 11,475 | 12,444 | 23,919 | 12,484 | 13,237 | 25,721 | 11,170 | 12,124 | 23,294 | 80.4 | 84.7 | 82.6 |
| Jigawa | 15,831 | 7,497 | 23,328 | 1,888 | 748 | 2,636 | 7,479 | 3,295 | 10,774 | 1,722 | 668 | 2,390 | 10.9 | 8.9 | 10.2 |
| Kaduna | 18,149 | 15,472 | 33,621 | 8,860 | 8,118 | 16,978 | 12,015 | 11,298 | 23,313 | 8,276 | 7,681 | 15,957 | 45.6 | 49.6 | 47.5 |
| Kano | 7,728 | 6,722 | 14,450 | 3,836 | 3,655 | 7,491 | 5,372 | 5,219 | 10,591 | 3,583 | 3,501 | 7,084 | 46.4 | 52.1 | 49.0 |
| Katsina | 13,275 | 9,163 | 22,438 | 6,187 | 3,512 | 9,699 | 9,201 | 5,882 | 15,083 | 5,771 | 3,166 | 8,937 | 43.5 | 34.6 | 39.8 |
| Kebbi | 19,849 | 9,695 | 29,544 | 11,203 | 6,178 | 17,381 | 13,884 | 7,346 | 21,230 | 10,732 | 5,963 | 16,695 | 54.1 | 61.5 | 56.5 |
| Kogi | 10,304 | 9,128 | 19,432 | 5,103 | 4,886 | 9,989 | 6,735 | 6,269 | 13,004 | 4,732 | 4,546 | 9,278 | 45.9 | 49.8 | 47.7 |
| Kwara | 11,302 | 10,760 | 22,062 | 8,137 | 8,109 | 16,246 | 6,489 | 6,665 | 13,154 | 5,700 | 5,915 | 11,615 | 50.4 | 55.0 | 52.6 |
| Lagos | 22,607 | 26,456 | 49,063 | 13,513 | 16,378 | 29,891 | 14,772 | 17,428 | 32,200 | 12,560 | 14,974 | 27,534 | 55.6 | 56.6 | 56.1 |
| Nassarawa | 17,015 | 12,598 | 29,613 | 10,707 | 8,162 | 18,869 | 13,455 | 10,445 | 23,900 | 10,053 | 7,773 | 17,826 | 59.1 | 61.7 | 60.2 |
| Niger | 18,027 | 12,982 | 31,009 | 5,854 | 4,592 | 10,446 | 8,236 | 6,061 | 14,297 | 5,339 | 4,124 | 9,463 | 29.6 | 31.8 | 30.5 |
| Ogun | 15,414 | 16,301 | 31,715 | 7,576 | 8,439 | 16,015 | 8,072 | 8,729 | 16,801 | 6,900 | 7,543 | 14,443 | 44.8 | 46.3 | 45.5 |
| Ondo | 11,077 | 11,372 | 22,449 | 7,781 | 8,501 | 16,282 | 8,433 | 9,137 | 17,570 | 7,196 | 7,970 | 15,166 | 65.0 | 70.1 | 67.6 |
| Osun | 8,356 | 7,893 | 16,249 | 4,525 | 4,467 | 8,992 | 5,472 | 5,333 | 10,805 | 4,111 | 4,036 | 8,147 | 49.2 | 51.1 | 50.1 |
| Oyo | 24,737 | 25,574 | 50,311 | 11,845 | 12,227 | 24,072 | 13,550 | 13,892 | 27,442 | 10,752 | 10,980 | 21,732 | 43.5 | 42.9 | 43.2 |
| Plateau | 7,201 | 5,821 | 13,022 | 3,526 | 2,860 | 6,386 | 4,559 | 3,701 | 8,260 | 3,262 | 2,643 | 5,905 | 45.3 | 45.4 | 45.3 |
| Rivers | 17,629 | 18,471 | 36,100 | 15,440 | 16,271 | 31,711 | 16,220 | 16,891 | 33,111 | 14,918 | 15,550 | 30,468 | 84.6 | 84.2 | 84.4 |
| Sokoto | 19,849 | 9,693 | 29,542 | 11,128 | 5,295 | 16,423 | 13,125 | 7,412 | 20,537 | 10,417 | 4,991 | 15,408 | 52.5 | 51.5 | 52.2 |
| Taraba | 7,174 | 5,036 | 12,210 | 5,624 | 3,886 | 9,510 | 5,889 | 4,113 | 10,002 | 5,139 | 3,582 | 8,721 | 71.6 | 71.1 | 71.4 |
| Yobe | 9,843 | 3,746 | 13,589 | 1,814 | 386 | 2,200 | 3,076 | 1,671 | 4,747 | 1,775 | 356 | 2,131 | 18.0 | 9.5 | 15.7 |
| Zamfara | 235 | 190 | 425 | 224 | 184 | 408 | 162 | 137 | 299 | 162 | 136 | 298 | 68.9 | 71.6 | 70.1 |
| National | 456,586 | 395,948 | 852,534 | 245,455 | 231,996 | 477,451 | 297,682 | 274,843 | 572,525 | 227,643 | 214,311 | 441,954 | 49.9 | 54.1 | 51.8 |

Table 7. 4: Private Schools Candidates' Performance in WASSCE by State and Gender, May/June 2019

| State | Total Number of Candidates that sat for the Examination | | | Candidates with 5 Credits & above including English Language | | | Candidates with 5 Credits & above including Mathematics | | | Candidates with 5 Credits & above including English Language and Mathematics | | | % Candidates with 5 Credits & above including English Language and Mathematics | | |
|-------------|---|---------|---------|--|---------|---------|---|---------|---------|--|---------|---------|--|--------|-------|
| | Male | Female | Total | Male | Female | Total | Male | Female | Total | Male | Female | Total | Male | Female | Total |
| Abia | 17,681 | 19,796 | 37,477 | 16,790 | 19,036 | 35,826 | 17,120 | 19,299 | 36,419 | 16,544 | 18,801 | 35,345 | 93.6 | 95.0 | 94.3 |
| Adamawa | 2,752 | 2,265 | 5,017 | 1,954 | 1,609 | 3,563 | 2,300 | 1,816 | 4,116 | 1,877 | 1,511 | 3,388 | 68.2 | 66.7 | 67.5 |
| Akwa Ibom | 8,597 | 9,391 | 17,988 | 6,865 | 7,625 | 14,490 | 7,797 | 8,582 | 16,379 | 6,680 | 7,371 | 14,051 | 77.7 | 78.5 | 78.1 |
| Anambra | 12,583 | 15,642 | 28,225 | 10,418 | 12,926 | 23,344 | 10,749 | 13,232 | 23,981 | 9,675 | 11,865 | 21,540 | 76.9 | 75.9 | 76.3 |
| Bauchi | 4,176 | 3,324 | 7,500 | 2,748 | 2,196 | 4,944 | 3,407 | 2,747 | 6,154 | 2,520 | 2,008 | 4,528 | 60.3 | 60.4 | 60.4 |
| Bayelsa | 1,353 | 1,520 | 2,873 | 1,122 | 1,327 | 2,449 | 1,160 | 1,319 | 2,479 | 1,041 | 1,218 | 2,259 | 76.9 | 80.1 | 78.6 |
| Benue | 17,426 | 14,190 | 31,616 | 11,901 | 9,804 | 21,705 | 15,066 | 12,177 | 27,243 | 11,521 | 9,422 | 20,943 | 66.1 | 66.4 | 66.2 |
| Borno | 6,883 | 4,781 | 11,664 | 4,286 | 3,147 | 7,433 | 5,249 | 3,883 | 9,132 | 3,682 | 2,750 | 6,432 | 53.5 | 57.5 | 55.1 |
| Cross River | 9,667 | 9,859 | 19,526 | 7,406 | 7,759 | 15,165 | 8,070 | 8,508 | 16,578 | 7,038 | 7,461 | 14,499 | 72.8 | 75.7 | 74.3 |
| Delta | 11,145 | 12,965 | 24,110 | 9,293 | 11,049 | 20,342 | 9,710 | 11,397 | 21,107 | 8,876 | 10,580 | 19,456 | 79.6 | 81.6 | 80.7 |
| Ebonyi | 4,148 | 4,248 | 8,396 | 3,154 | 3,221 | 6,375 | 3,722 | 3,812 | 7,534 | 3,070 | 3,154 | 6,224 | 74.0 | 74.2 | 74.1 |
| Edo | 15,407 | 17,300 | 32,707 | 12,480 | 14,579 | 27,059 | 14,066 | 16,088 | 30,154 | 12,144 | 14,217 | 26,361 | 78.8 | 82.2 | 80.6 |
| Ekiti | 3,520 | 3,628 | 7,148 | 2,887 | 3,050 | 5,937 | 2,858 | 2,993 | 5,851 | 2,614 | 2,771 | 5,385 | 74.3 | 76.4 | 75.3 |
| Enugu | 8,600 | 10,281 | 18,881 | 6,916 | 8,397 | 15,313 | 7,181 | 8,397 | 15,578 | 6,151 | 7,260 | 13,411 | 71.5 | 70.6 | 71.0 |
| FCT | 4,887 | 5,418 | 10,305 | 3,805 | 4,359 | 8,164 | 3,855 | 4,200 | 8,055 | 3,501 | 3,859 | 7,360 | 71.6 | 71.2 | 71.4 |
| Gombe | 1,741 | 1,411 | 3,152 | 1,219 | 992 | 2,211 | 1,543 | 1,261 | 2,804 | 1,198 | 972 | 2,170 | 68.8 | 68.9 | 68.8 |
| Imo | 8,439 | 9,935 | 18,374 | 7,496 | 9,003 | 16,499 | 7,665 | 9,160 | 16,825 | 7,270 | 8,730 | 16,000 | 86.1 | 87.9 | 87.1 |
| Jigawa | 288 | 265 | 553 | 218 | 202 | 420 | 257 | 228 | 485 | 217 | 198 | 415 | 75.3 | 74.7 | 75.0 |
| Kaduna | 21,117 | 19,259 | 40,376 | 13,203 | 12,882 | 26,085 | 17,138 | 16,095 | 33,233 | 12,387 | 12,059 | 24,446 | 58.7 | 62.6 | 60.5 |
| Kano | 6,883 | 6,571 | 13,454 | 5,566 | 5,575 | 11,141 | 6,347 | 6,183 | 12,530 | 5,425 | 5,448 | 10,873 | 78.8 | 82.9 | 80.8 |
| Katsina | 2,645 | 2,080 | 4,725 | 1,874 | 1,596 | 3,470 | 2,390 | 1,968 | 4,358 | 1,841 | 1,578 | 3,419 | 69.6 | 75.9 | 72.4 |
| Kebbi | 967 | 656 | 1,623 | 825 | 590 | 1,415 | 927 | 642 | 1,569 | 820 | 588 | 1,408 | 84.8 | 89.6 | 86.8 |
| Kogi | 4,464 | 4,426 | 8,890 | 3,008 | 3,040 | 6,048 | 3,480 | 3,454 | 6,934 | 2,731 | 2,718 | 5,449 | 61.2 | 61.4 | 61.3 |
| Kwara | 7,007 | 7,095 | 14,102 | 6,074 | 6,309 | 12,383 | 4,375 | 4,446 | 8,821 | 4,186 | 4,292 | 8,478 | 59.7 | 60.5 | 60.1 |
| Lagos | 53,131 | 59,822 | 112,953 | 46,108 | 52,787 | 98,895 | 47,029 | 53,358 | 100,387 | 44,024 | 50,284 | 94,308 | 82.9 | 84.1 | 83.5 |
| Nassarawa | 8,603 | 9,002 | 17,605 | 6,762 | 7,208 | 13,970 | 7,692 | 8,050 | 15,742 | 6,537 | 6,947 | 13,484 | 76.0 | 77.2 | 76.6 |
| Niger | 6,759 | 7,119 | 13,878 | 4,497 | 5,107 | 9,604 | 5,168 | 5,615 | 10,783 | 4,251 | 4,761 | 9,012 | 62.9 | 66.9 | 64.9 |
| Ogun | 28,802 | 31,363 | 60,165 | 26,001 | 28,668 | 54,669 | 26,832 | 29,458 | 56,290 | 25,494 | 28,077 | 53,571 | 88.5 | 89.5 | 89.0 |
| Ondo | 7,245 | 7,568 | 14,813 | 6,230 | 6,728 | 12,958 | 6,073 | 6,516 | 12,589 | 5,678 | 6,140 | 11,818 | 78.4 | 81.1 | 79.8 |
| Osun | 9,767 | 10,958 | 20,725 | 7,284 | 8,363 | 15,647 | 7,721 | 8,696 | 16,417 | 6,442 | 7,394 | 13,836 | 66.0 | 67.5 | 66.8 |
| Oyo | 15,664 | 17,264 | 32,928 | 12,166 | 13,643 | 25,809 | 12,856 | 14,209 | 27,065 | 11,408 | 12,693 | 24,101 | 72.8 | 73.5 | 73.2 |
| Plateau | 9,818 | 9,680 | 19,498 | 6,122 | 6,000 | 12,122 | 6,845 | 6,548 | 13,393 | 5,517 | 5,267 | 10,784 | 56.2 | 54.4 | 55.3 |
| Rivers | 15,055 | 17,478 | 32,533 | 13,544 | 15,878 | 29,422 | 14,078 | 16,437 | 30,515 | 13,148 | 15,432 | 28,580 | 87.3 | 88.3 | 87.8 |
| Sokoto | 1,017 | 854 | 1,871 | 830 | 730 | 1,560 | 948 | 819 | 1,767 | 803 | 712 | 1,515 | 79.0 | 83.4 | 81.0 |
| Taraba | 3,260 | 2,476 | 5,736 | 2,306 | 1,760 | 4,066 | 2,581 | 1,952 | 4,533 | 2,002 | 1,531 | 3,533 | 61.4 | 61.8 | 61.6 |
| Yobe | 1,488 | 1,424 | 2,912 | 649 | 683 | 1,332 | 1,092 | 1,051 | 2,143 | 568 | 577 | 1,145 | 38.2 | 40.5 | 39.3 |
| Zamfara | 1,569 | 1,092 | 2,661 | 869 | 661 | 1,530 | 1,421 | 1,030 | 2,451 | 830 | 640 | 1,470 | 52.9 | 58.6 | 55.2 |
| National | 344,554 | 362,406 | 706,960 | 274,876 | 298,489 | 573,365 | 296,768 | 315,626 | 612,394 | 259,711 | 281,286 | 540,997 | 75.4 | 77.6 | 76.5 |

Table 7. 5: Public and Private Schools Candidates' Performance in WASSCE by State and Gender, May/June: 2019

| State | Total Number of Candidates that sat for the Examination | | | Candidates with 5 Credits & above including English Language | | | Candidates with 5 Credits & above including Mathematics | | | Candidates with 5 Credits & above including English Language and Mathematics | | | % of Candidates with 5 Credits & above including English Language and Mathematics | | |
|-------------|---|---------|-----------|--|---------|-----------|---|---------|-----------|--|---------|---------|---|--------|-------|
| | Male | Female | Total | Male | Female | Total | Male | Female | Total | Male | Female | Total | Male | Female | Total |
| Abia | 21,929 | 24,906 | 46,835 | 20,432 | 23,668 | 44,100 | 21,050 | 24,115 | 45,165 | 20,153 | 23,354 | 43,507 | 91.9 | 93.8 | 92.9 |
| Adamawa | 11,638 | 8,837 | 20,475 | 6,997 | 5,610 | 12,607 | 8,137 | 6,423 | 14,560 | 6,596 | 5,239 | 11,835 | 56.7 | 59.3 | 57.8 |
| Akwai Ibom | 26,172 | 27,990 | 54,162 | 16,134 | 17,834 | 33,968 | 18,560 | 20,296 | 38,856 | 15,082 | 16,618 | 31,700 | 57.6 | 59.4 | 58.5 |
| Anambra | 20,388 | 25,801 | 46,189 | 16,490 | 20,384 | 36,874 | 17,186 | 21,388 | 38,574 | 15,371 | 18,787 | 34,158 | 75.4 | 72.8 | 74.0 |
| Bauchi | 26,988 | 16,693 | 43,681 | 8,070 | 6,140 | 14,210 | 11,567 | 8,602 | 20,169 | 7,319 | 5,520 | 12,839 | 27.1 | 33.1 | 29.4 |
| Bayelsa | 10,491 | 10,124 | 20,615 | 7,805 | 7,806 | 15,611 | 9,664 | 9,429 | 19,093 | 7,587 | 7,624 | 15,211 | 72.3 | 75.3 | 73.8 |
| Benue | 24,761 | 19,796 | 44,557 | 16,401 | 13,326 | 29,727 | 21,184 | 16,726 | 37,910 | 15,906 | 12,781 | 28,687 | 64.2 | 64.6 | 64.4 |
| Borno | 20,987 | 15,299 | 36,286 | 8,404 | 6,778 | 15,182 | 11,175 | 9,735 | 20,910 | 7,442 | 5,999 | 13,441 | 35.5 | 39.2 | 37.0 |
| Cross River | 17,445 | 17,612 | 35,057 | 12,766 | 13,307 | 26,073 | 14,110 | 14,812 | 28,922 | 12,102 | 12,730 | 24,832 | 69.4 | 72.3 | 70.8 |
| Delta | 25,946 | 28,811 | 54,757 | 18,797 | 21,622 | 40,419 | 21,083 | 23,679 | 44,762 | 17,979 | 20,663 | 38,642 | 69.3 | 71.7 | 70.6 |
| Ebonyi | 11,964 | 12,215 | 24,179 | 7,379 | 7,368 | 14,747 | 9,428 | 9,582 | 19,010 | 6,937 | 6,941 | 13,878 | 58.0 | 56.8 | 57.4 |
| Edo | 28,031 | 30,668 | 58,699 | 20,437 | 23,599 | 44,036 | 24,692 | 27,671 | 52,363 | 19,867 | 23,009 | 42,876 | 70.9 | 75.0 | 73.0 |
| Ekiti | 10,047 | 10,156 | 20,203 | 6,896 | 7,344 | 14,240 | 7,324 | 7,480 | 14,804 | 6,377 | 6,601 | 12,978 | 63.5 | 65.0 | 64.2 |
| Enugu | 18,334 | 22,035 | 40,369 | 14,107 | 17,007 | 31,114 | 14,733 | 17,470 | 32,203 | 12,552 | 15,004 | 27,556 | 68.5 | 68.1 | 68.3 |
| FCT | 11,903 | 14,488 | 26,391 | 7,279 | 8,884 | 16,163 | 7,544 | 8,635 | 16,179 | 6,408 | 7,474 | 13,882 | 53.8 | 51.6 | 52.6 |
| Gombe | 10,637 | 7,644 | 18,281 | 4,059 | 3,097 | 7,156 | 5,418 | 4,350 | 9,768 | 3,827 | 2,965 | 6,792 | 36.0 | 38.8 | 37.2 |
| Imo | 22,328 | 24,257 | 46,585 | 18,971 | 21,447 | 40,418 | 20,149 | 22,397 | 42,546 | 18,440 | 20,854 | 39,294 | 82.6 | 86.0 | 84.3 |
| Jigawa | 16,119 | 7,762 | 23,881 | 2,106 | 950 | 3,056 | 7,736 | 3,523 | 11,259 | 1,939 | 866 | 2,805 | 12.0 | 11.2 | 11.7 |
| Kaduna | 39,266 | 34,731 | 73,997 | 22,063 | 21,000 | 43,063 | 29,153 | 27,393 | 56,546 | 20,663 | 19,740 | 40,403 | 52.6 | 56.8 | 54.6 |
| Kano | 14,611 | 13,293 | 27,904 | 9,402 | 9,230 | 18,632 | 11,719 | 11,402 | 23,121 | 9,008 | 8,949 | 17,957 | 61.7 | 67.3 | 64.4 |
| Katsina | 15,920 | 11,243 | 27,163 | 8,061 | 5,108 | 13,169 | 11,591 | 7,850 | 19,441 | 7,612 | 4,744 | 12,356 | 47.8 | 42.2 | 45.5 |
| Kebbi | 20,816 | 10,351 | 31,167 | 12,028 | 6,768 | 18,796 | 14,811 | 7,988 | 22,799 | 11,552 | 6,551 | 18,103 | 55.5 | 63.3 | 58.1 |
| Kogi | 14,768 | 13,554 | 28,322 | 8,111 | 7,926 | 16,037 | 10,215 | 9,723 | 19,938 | 7,463 | 7,264 | 14,727 | 50.5 | 53.6 | 52.0 |
| Kwara | 18,309 | 17,855 | 36,164 | 14,211 | 14,418 | 28,629 | 10,864 | 11,111 | 21,975 | 9,886 | 10,207 | 20,093 | 54.0 | 57.2 | 55.6 |
| Lagos | 75,738 | 86,278 | 162,016 | 59,621 | 69,165 | 128,786 | 61,801 | 70,786 | 132,587 | 56,584 | 65,258 | 121,842 | 74.7 | 75.6 | 75.2 |
| Nassarawa | 25,618 | 21,600 | 47,218 | 17,469 | 15,370 | 32,839 | 21,147 | 18,495 | 39,642 | 16,590 | 14,720 | 31,310 | 64.8 | 68.1 | 66.3 |
| Niger | 24,786 | 20,101 | 44,887 | 10,351 | 9,699 | 20,050 | 13,404 | 11,676 | 25,080 | 9,590 | 8,885 | 18,475 | 38.7 | 44.2 | 41.2 |
| Ogun | 44,216 | 47,664 | 91,880 | 33,577 | 37,107 | 70,684 | 34,904 | 38,187 | 73,091 | 32,394 | 35,620 | 68,014 | 73.3 | 74.7 | 74.0 |
| Ondo | 18,322 | 18,940 | 37,262 | 14,011 | 15,229 | 29,240 | 14,506 | 15,653 | 30,159 | 12,874 | 14,110 | 26,984 | 70.3 | 74.5 | 72.4 |
| Osun | 18,123 | 18,851 | 36,974 | 11,809 | 12,830 | 24,639 | 13,193 | 14,029 | 27,222 | 10,553 | 11,430 | 21,983 | 58.2 | 60.6 | 59.5 |
| Oyo | 40,401 | 42,838 | 83,239 | 24,011 | 25,870 | 49,881 | 26,406 | 28,101 | 54,507 | 22,160 | 23,673 | 45,833 | 54.9 | 55.3 | 55.1 |
| Plateau | 17,019 | 15,501 | 32,520 | 9,648 | 8,860 | 18,508 | 11,404 | 10,249 | 21,653 | 8,779 | 7,910 | 16,689 | 51.6 | 51.0 | 51.3 |
| Rivers | 32,684 | 35,949 | 68,633 | 28,984 | 32,149 | 61,133 | 30,298 | 33,328 | 63,626 | 28,066 | 30,982 | 59,048 | 85.9 | 86.2 | 86.0 |
| Sokoto | 20,866 | 10,547 | 31,413 | 11,958 | 6,025 | 17,983 | 14,073 | 8,231 | 22,304 | 11,220 | 5,703 | 16,923 | 53.8 | 54.1 | 53.9 |
| Taraba | 10,434 | 7,512 | 17,946 | 7,930 | 5,646 | 13,576 | 8,470 | 6,065 | 14,535 | 7,141 | 5,113 | 12,254 | 68.4 | 68.1 | 68.3 |
| Yobe | 11,331 | 5,170 | 16,501 | 2,463 | 1,069 | 3,532 | 4,168 | 2,722 | 6,890 | 2,343 | 933 | 3,276 | 20.7 | 18.0 | 19.9 |
| Zamfara | 1,804 | 1,282 | 3,086 | 1,093 | 845 | 1,938 | 1,583 | 1,167 | 2,750 | 992 | 776 | 1,768 | 55.0 | 60.5 | 57.3 |
| National | 801,140 | 758,354 | 1,559,494 | 520,331 | 530,485 | 1,050,816 | 594,450 | 590,469 | 1,184,919 | 487,354 | 495,597 | 982,951 | 60.8 | 65.4 | 63.0 |

Table 7. 6: Private Candidates' Performance in WASSCE by State and Gender, October/November: 2019

| State | Total Number of Candidates that sat for the Examination | | | Candidates with 5 Credits & above including English Language | | | Candidates with 5 Credits & above including Mathematics | | | Candidates with 5 Credits & above including English Language and Mathematics | | | % Candidates with 5 Credits & above including English Language and Mathematics | | |
|-------------|---|--------|--------|--|--------|--------|---|--------|--------|--|--------|--------|--|--------|-------|
| | Male | Female | Total | Male | Female | Total | Male | Female | Total | Male | Female | Total | Male | Female | Total |
| Abia | 325 | 325 | 650 | 90 | 115 | 205 | 101 | 117 | 218 | 68 | 80 | 148 | 20.9 | 24.6 | 22.8 |
| Adamawa | 73 | 52 | 125 | 4 | 4 | 8 | 6 | 3 | 9 | 3 | 3 | 6 | 4.1 | 5.8 | 4.8 |
| Akwa Ibom | 376 | 372 | 748 | 69 | 56 | 125 | 64 | 40 | 104 | 56 | 37 | 93 | 14.9 | 9.9 | 12.4 |
| Anambra | 400 | 380 | 780 | 96 | 69 | 165 | 88 | 54 | 142 | 72 | 48 | 120 | 18.0 | 12.6 | 15.4 |
| Bauchi | 38 | 31 | 69 | 11 | 6 | 17 | 8 | 1 | 9 | 7 | 1 | 8 | 18.4 | 3.2 | 11.6 |
| Bayelsa | 170 | 132 | 302 | 32 | 13 | 45 | 32 | 8 | 40 | 24 | 7 | 31 | 14.1 | 5.3 | 10.3 |
| Benue | 213 | 123 | 336 | 20 | 11 | 31 | 9 | 5 | 14 | 6 | 5 | 11 | 2.8 | 4.1 | 3.3 |
| Borno | 98 | 38 | 136 | 39 | 19 | 58 | 47 | 23 | 70 | 35 | 17 | 52 | 35.7 | 44.7 | 38.2 |
| Cross River | 336 | 289 | 625 | 30 | 26 | 56 | 24 | 8 | 32 | 18 | 7 | 25 | 5.4 | 2.4 | 4.0 |
| Delta | 886 | 1,011 | 1,897 | 106 | 136 | 242 | 110 | 116 | 226 | 87 | 97 | 184 | 9.8 | 9.6 | 9.7 |
| Ebonyi | 88 | 84 | 172 | 17 | 18 | 35 | 19 | 23 | 42 | 14 | 15 | 29 | 15.9 | 17.9 | 16.9 |
| Edo | 525 | 546 | 1,071 | 139 | 140 | 279 | 107 | 100 | 207 | 101 | 89 | 190 | 19.2 | 16.3 | 17.7 |
| Ekiti | 222 | 174 | 396 | 91 | 55 | 146 | 69 | 35 | 104 | 63 | 33 | 96 | 28.4 | 19.0 | 24.2 |
| Enugu | 784 | 805 | 1,589 | 164 | 190 | 354 | 187 | 213 | 400 | 125 | 145 | 270 | 15.9 | 18.0 | 17.0 |
| FCT | 1,015 | 993 | 2,008 | 148 | 143 | 291 | 121 | 98 | 219 | 105 | 91 | 196 | 10.3 | 9.2 | 9.8 |
| Gombe | 15 | 8 | 23 | 2 | 2 | 4 | 5 | 0 | 5 | 2 | 0 | 2 | 13.3 | 0.0 | 8.7 |
| Imo | 241 | 226 | 467 | 70 | 85 | 155 | 69 | 73 | 142 | 59 | 65 | 124 | 24.5 | 28.8 | 26.6 |
| Jigawa | 5 | 5 | 10 | 0 | 1 | 1 | 0 | 1 | 1 | 0 | 1 | 1 | 0.0 | 20.0 | 10.0 |
| Kaduna | 488 | 360 | 848 | 107 | 66 | 173 | 107 | 51 | 158 | 83 | 44 | 127 | 17.0 | 12.2 | 15.0 |
| Kano | 675 | 357 | 1,032 | 371 | 213 | 584 | 431 | 232 | 663 | 347 | 195 | 542 | 51.4 | 54.6 | 52.5 |
| Katsina | 90 | 78 | 168 | 6 | 2 | 8 | 4 | 1 | 5 | 4 | 1 | 5 | 4.4 | 1.3 | 3.0 |
| Kebbi | 26 | 9 | 35 | 6 | 2 | 8 | 11 | 1 | 12 | 6 | 1 | 7 | 23.1 | 11.1 | 20.0 |
| Kogi | 300 | 232 | 532 | 47 | 36 | 83 | 39 | 29 | 68 | 37 | 25 | 62 | 12.3 | 10.8 | 11.7 |
| Kwara | 798 | 804 | 1,602 | 256 | 251 | 507 | 215 | 198 | 413 | 197 | 183 | 380 | 24.7 | 22.8 | 23.7 |
| Lagos | 20,563 | 21,468 | 42,031 | 9,411 | 10,638 | 20,049 | 9,498 | 10,399 | 19,897 | 7,894 | 8,744 | 16,638 | 38.4 | 40.7 | 39.6 |
| Nassarawa | 355 | 311 | 666 | 69 | 81 | 150 | 86 | 96 | 182 | 53 | 60 | 113 | 14.9 | 19.3 | 17.0 |
| Niger | 451 | 396 | 847 | 92 | 80 | 172 | 92 | 74 | 166 | 77 | 59 | 136 | 17.1 | 14.9 | 16.1 |
| Ogun | 9,122 | 9,737 | 18,859 | 4,117 | 4,674 | 8,791 | 4,253 | 4,650 | 8,903 | 3,155 | 3,559 | 6,714 | 34.6 | 36.6 | 35.6 |
| Ondo | 480 | 426 | 906 | 96 | 85 | 181 | 101 | 78 | 179 | 86 | 69 | 155 | 17.9 | 16.2 | 17.1 |
| Osun | 905 | 941 | 1,846 | 317 | 280 | 597 | 274 | 202 | 476 | 250 | 190 | 440 | 27.6 | 20.2 | 23.8 |
| Oyo | 3,848 | 3,951 | 7,799 | 1,468 | 1,496 | 2,964 | 1,389 | 1,194 | 2,583 | 1,226 | 1,091 | 2,317 | 31.9 | 27.6 | 29.7 |
| Plateau | 271 | 212 | 483 | 49 | 38 | 87 | 45 | 24 | 69 | 35 | 22 | 57 | 12.9 | 10.4 | 11.8 |
| Rivers | 2,835 | 2,672 | 5,507 | 1,023 | 1,047 | 2,070 | 1,033 | 1,040 | 2,073 | 862 | 861 | 1,723 | 30.4 | 32.2 | 31.3 |
| Sokoto | 66 | 28 | 94 | 22 | 12 | 34 | 20 | 11 | 31 | 20 | 9 | 29 | 30.3 | 32.1 | 30.9 |
| Taraba | 42 | 31 | 73 | 7 | 3 | 10 | 8 | 4 | 12 | 5 | 3 | 8 | 11.9 | 9.7 | 11.0 |
| Yobe | 107 | 35 | 142 | 9 | 1 | 10 | 20 | 11 | 31 | 6 | 0 | 6 | 5.6 | 0.0 | 4.2 |
| Zamfara | 12 | 3 | 15 | 0 | 0 | 0 | 0 | 0 | 0 | 0 | 0 | 0 | 0.0 | 0.0 | 0.0 |
| National | 47,244 | 47,645 | 94,889 | 18,601 | 20,094 | 38,695 | 18,692 | 19,213 | 37,905 | 15,188 | 15,857 | 31,045 | 32.1 | 33.3 | 32.7 |

7.2 National Examinations Council (NECO)

The National Examinations Council (NECO) conducts nationwide examination into Federal Unity Schools, Basic Education Certificate Examination (BECE) and Senior Secondary Certificate Examination (SSCE). Tables 7.7 – 7.11 present data on candidates’ performances in Senior Secondary Certificate Examination (SSCE) for both public and private schools (2014/2015-2018/2019) respectively.

Table 7. 7: Number of Candidates that sat for NECO SSCE June/July by Year, Sector & Gender: 2014/2015 – 2018/2019

| Year | Public Schools | | | | Private Schools | | | |
|-----------|----------------|---------|-----------|----------|-----------------|---------|---------|----------|
| | Male | Female | Total | % Female | Male | Female | Total | % Female |
| 2014/2015 | 367,271 | 232,114 | 599,385 | 38.73 | 340,436 | 330,957 | 671,393 | 49.29 |
| 2015/2016 | 385,261 | 233,525 | 618,786 | 37.74 | 340,600 | 337,788 | 678,388 | 49.79 |
| 2016/2017 | 605,387 | 446,085 | 1,051,472 | 42.42 | 475,469 | 378,010 | 853,479 | 44.29 |
| 2017/2018 | 389,943 | 262,658 | 652,601 | 40.25 | 190,738 | 175,528 | 366,266 | 47.92 |
| 2018/2019 | 424,825 | 301,782 | 726,607 | 41.53 | 210,764 | 201,421 | 412,185 | 48.87 |

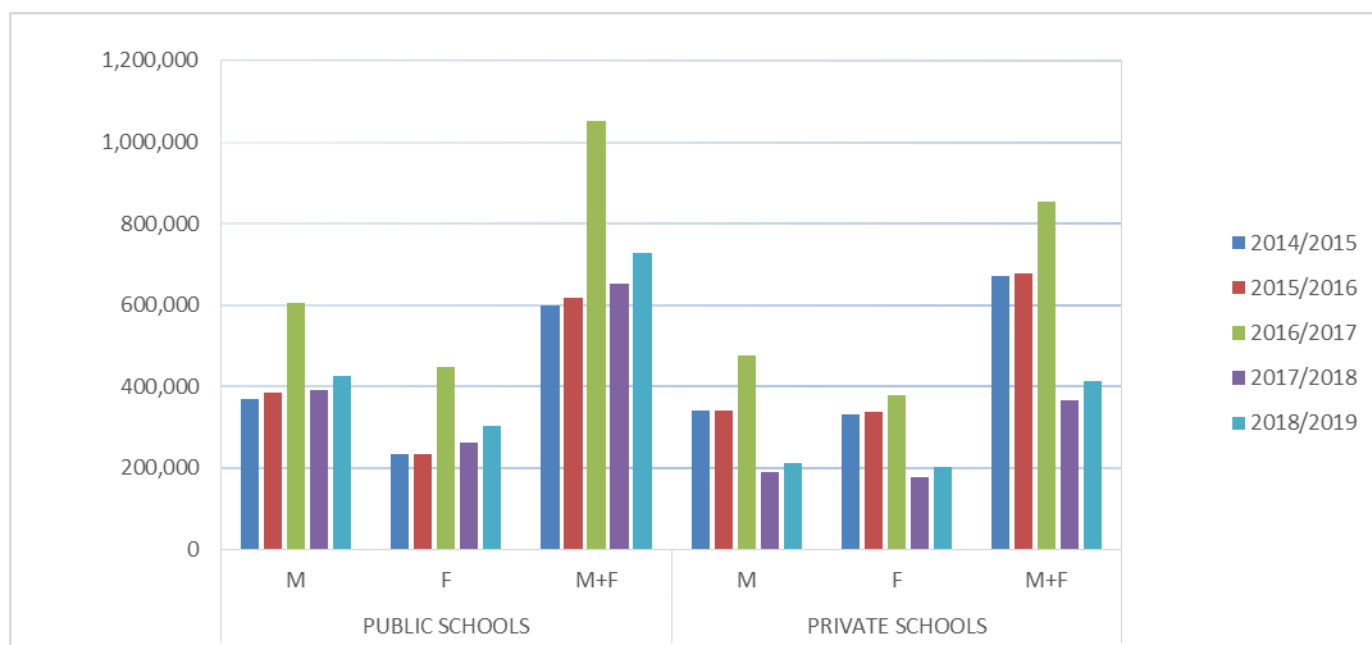


Figure 7. 3: Number of Candidates that sat for NECO SSCE June/July Examination by Year, Sector & Gender: 2014/2015 – 2018/2019

Table 7. 8: Public Schools Candidates' Performance in NECO SSCE by State and Gender, June/July: 2019

| State | Total Number of Candidates that sat for the Examination | | | Candidates with 5 Credits & above Including English Language | | | Candidates with 5 Credits & above Including Mathematics | | | Candidates with 5 Credits & above Including English Language & Mathematics | | | % Candidates with 5 Credits & above including English Language and Mathematics | | |
|-----------------|---|----------------|----------------|--|----------------|----------------|---|----------------|----------------|--|----------------|----------------|--|-------------|-------------|
| | Male | Female | Total | Male | Female | Total | Male | Female | Total | Male | Female | Total | Male | Female | Total |
| Abia | 995 | 1,234 | 2,229 | 856 | 1,095 | 1,951 | 871 | 1,041 | 1,912 | 803 | 986 | 1,789 | 80.7 | 79.9 | 80.3 |
| Adamawa | 19,876 | 13,524 | 33,400 | 16,431 | 11,288 | 27,719 | 15,807 | 11,004 | 26,811 | 14,682 | 10,147 | 24,829 | 73.9 | 75.0 | 74.3 |
| Akwa-Ibom | 6,671 | 8,019 | 14,690 | 5,273 | 6,309 | 11,582 | 5,242 | 6,344 | 11,586 | 4,678 | 5,565 | 10,243 | 70.1 | 69.4 | 69.7 |
| Anambra | 3,461 | 4,995 | 8,456 | 2,769 | 4,221 | 6,990 | 2,748 | 4,074 | 6,822 | 2,460 | 3,744 | 6,204 | 71.1 | 75.0 | 73.4 |
| Bauchi | 23,764 | 11,008 | 34,772 | 17,005 | 8,680 | 25,685 | 18,721 | 9,469 | 28,190 | 15,596 | 8,139 | 23,735 | 65.6 | 73.9 | 68.3 |
| Bayelsa | 2,507 | 2,421 | 4,928 | 2,316 | 2,275 | 4,591 | 1,945 | 1,965 | 3,910 | 1,922 | 1,936 | 3,858 | 76.7 | 80.0 | 78.3 |
| Benue | 11,094 | 8,536 | 19,630 | 9,703 | 7,498 | 17,201 | 8,588 | 6,858 | 15,446 | 8,074 | 6,409 | 14,483 | 72.8 | 75.1 | 73.8 |
| Borno | 15,635 | 11,912 | 27,547 | 10,170 | 7,744 | 17,914 | 9,809 | 7,261 | 17,070 | 7,983 | 5,724 | 13,707 | 51.1 | 48.1 | 49.8 |
| Cross-River | 2,714 | 2,700 | 5,414 | 2,334 | 2,350 | 4,684 | 2,084 | 2,126 | 4,210 | 1,940 | 1,970 | 3,910 | 71.5 | 73.0 | 72.2 |
| Delta | 4,042 | 4,334 | 8,376 | 3,493 | 3,801 | 7,294 | 3,230 | 3,438 | 6,668 | 3,101 | 3,299 | 6,400 | 76.7 | 76.1 | 76.4 |
| Ebonyi | 2,630 | 2,588 | 5,218 | 2,356 | 2,292 | 4,648 | 2,042 | 2,012 | 4,054 | 1,972 | 1,929 | 3,901 | 75.0 | 74.5 | 74.8 |
| Edo | 5,988 | 6,252 | 12,240 | 5,374 | 5,753 | 11,127 | 5,055 | 5,329 | 10,384 | 4,862 | 5,167 | 10,029 | 81.2 | 82.6 | 81.9 |
| Ekiti | 3,454 | 3,428 | 6,882 | 2,975 | 3,075 | 6,050 | 2,886 | 2,962 | 5,848 | 2,781 | 2,885 | 5,666 | 80.5 | 84.2 | 82.3 |
| Enugu | 4,909 | 7,091 | 12,000 | 4,040 | 5,967 | 10,007 | 3,609 | 5,406 | 9,015 | 3,370 | 5,018 | 8,388 | 68.6 | 70.8 | 69.9 |
| FCT | 6,144 | 8,166 | 14,310 | 4,803 | 6,273 | 11,076 | 4,350 | 5,063 | 9,413 | 3,960 | 4,659 | 8,619 | 64.5 | 57.1 | 60.2 |
| Gombe | 12,281 | 7,341 | 19,622 | 9,211 | 5,855 | 15,066 | 9,512 | 6,128 | 15,640 | 8,068 | 5,266 | 13,334 | 65.7 | 71.7 | 68.0 |
| Imo | 5,777 | 6,633 | 12,410 | 5,088 | 6,104 | 11,192 | 4,887 | 5,812 | 10,699 | 4,678 | 5,609 | 10,287 | 81.0 | 84.6 | 82.9 |
| Jigawa | 18,110 | 7,615 | 25,725 | 11,971 | 5,546 | 17,517 | 11,828 | 5,473 | 17,301 | 9,427 | 4,500 | 13,927 | 52.1 | 59.1 | 54.1 |
| Kaduna | 21,512 | 14,466 | 35,978 | 15,761 | 11,312 | 27,073 | 17,064 | 12,037 | 29,101 | 14,604 | 10,544 | 25,148 | 67.9 | 72.9 | 69.9 |
| Kano | 41,898 | 27,597 | 69,495 | 27,560 | 20,796 | 48,356 | 29,478 | 22,190 | 51,668 | 23,413 | 18,470 | 41,883 | 55.9 | 66.9 | 60.3 |
| Katsina | 33,259 | 18,598 | 51,857 | 24,317 | 12,734 | 37,051 | 25,949 | 13,970 | 39,919 | 22,176 | 11,394 | 33,570 | 66.7 | 61.3 | 64.7 |
| Kebbi | 18,168 | 8,520 | 26,688 | 13,587 | 6,111 | 19,698 | 13,546 | 6,756 | 20,302 | 12,042 | 5,641 | 17,683 | 66.3 | 66.2 | 66.3 |
| Kogi | 10,230 | 7,969 | 18,199 | 9,180 | 7,236 | 16,416 | 8,473 | 6,860 | 15,333 | 8,170 | 6,588 | 14,758 | 79.9 | 82.7 | 81.1 |
| Kwara | 6,191 | 5,356 | 11,547 | 5,318 | 4,813 | 10,131 | 5,303 | 4,719 | 10,022 | 4,930 | 4,455 | 9,385 | 79.6 | 83.2 | 81.3 |
| Lagos | 8,627 | 10,612 | 19,239 | 7,763 | 9,790 | 17,553 | 7,364 | 9,036 | 16,400 | 7,117 | 8,784 | 15,901 | 82.5 | 82.8 | 82.6 |
| Nasarawa | 15,648 | 11,188 | 26,836 | 13,940 | 10,216 | 24,156 | 13,225 | 9,693 | 22,918 | 12,654 | 9,271 | 21,925 | 80.9 | 82.9 | 81.7 |
| Niger | 21,533 | 14,861 | 36,394 | 13,924 | 9,689 | 23,613 | 13,820 | 9,955 | 23,775 | 12,071 | 8,587 | 20,658 | 56.1 | 57.8 | 56.8 |
| Ogun | 3,101 | 3,202 | 6,303 | 2,717 | 2,899 | 5,616 | 2,575 | 2,655 | 5,230 | 2,427 | 2,534 | 4,961 | 78.3 | 79.1 | 78.7 |
| Ondo | 4,685 | 4,950 | 9,635 | 4,022 | 4,404 | 8,426 | 3,804 | 4,157 | 7,961 | 3,561 | 3,937 | 7,498 | 76.0 | 79.5 | 77.8 |
| Osun | 4,028 | 4,099 | 8,127 | 3,640 | 3,816 | 7,456 | 3,578 | 3,737 | 7,315 | 3,442 | 3,623 | 7,065 | 85.5 | 88.4 | 86.9 |
| Oyo | 13,962 | 14,224 | 28,186 | 11,697 | 12,396 | 24,093 | 11,472 | 11,906 | 23,378 | 10,511 | 11,058 | 21,569 | 75.3 | 77.7 | 76.5 |
| Plateau | 9,274 | 7,301 | 16,575 | 7,420 | 6,003 | 13,423 | 7,069 | 5,615 | 12,684 | 6,355 | 5,107 | 11,462 | 68.5 | 69.9 | 69.2 |
| Rivers | 2,180 | 2,506 | 4,686 | 1,914 | 2,228 | 4,142 | 1,755 | 2,021 | 3,776 | 1,704 | 1,963 | 3,667 | 78.2 | 78.3 | 78.3 |
| Sokoto | 19,036 | 9,248 | 28,284 | 13,287 | 7,324 | 20,611 | 12,400 | 7,334 | 19,734 | 11,116 | 6,623 | 17,739 | 58.4 | 71.6 | 62.7 |
| Taraba | 9,529 | 5,715 | 15,244 | 8,314 | 4,966 | 13,280 | 8,400 | 5,007 | 13,407 | 7,746 | 4,648 | 12,394 | 81.3 | 81.3 | 81.3 |
| Yobe | 11,208 | 4,889 | 16,097 | 6,422 | 2,823 | 9,245 | 6,178 | 2,933 | 9,111 | 5,254 | 2,227 | 7,481 | 46.9 | 45.6 | 46.5 |
| Zamfara | 20,704 | 8,684 | 29,388 | 10,938 | 5,106 | 16,044 | 11,769 | 6,318 | 18,087 | 8,699 | 4,491 | 13,190 | 42.0 | 51.7 | 44.9 |
| National | 424,825 | 301,782 | 726,607 | 317,889 | 240,788 | 558,677 | 316,436 | 238,664 | 555,100 | 278,349 | 212,897 | 491,246 | 65.5 | 70.5 | 67.6 |

Table 7. 9: Private Schools Candidates' Performance in NECO SSCE by State and Gender, June/July: 2019

| State | Total Number of Candidates that sat for the Examination | | | Candidates with 5 Credits & above Including English Language | | | Candidates with 5 Credits & above Including Mathematics | | | Candidates with 5 Credits & above Including English Language & Mathematics | | | % Candidates with 5 Credits & above including English Language and Mathematics | | |
|-----------------|---|----------------|----------------|--|----------------|----------------|---|----------------|----------------|--|----------------|----------------|--|-------------|-------------|
| | Male | Female | Total | Male | Female | Total | Male | Female | Total | Male | Female | Total | Male | Female | Total |
| Abia | 3,317 | 3,308 | 6,625 | 3,000 | 3,077 | 6,077 | 2,718 | 2,758 | 5,476 | 2,588 | 2,667 | 5,255 | 78.0 | 80.6 | 79.3 |
| Adamawa | 2,763 | 2,197 | 4,960 | 2,289 | 1,901 | 4,190 | 2,384 | 1,950 | 4,334 | 2,129 | 1,770 | 3,899 | 77.1 | 80.6 | 78.6 |
| Akwa-Ibom | 4,099 | 4,652 | 8,751 | 3,510 | 4,041 | 7,551 | 3,321 | 3,755 | 7,076 | 3,061 | 3,499 | 6,560 | 74.7 | 75.2 | 75.0 |
| Anambra | 6,472 | 8,336 | 14,808 | 5,397 | 7,184 | 12,581 | 5,457 | 6,997 | 12,454 | 4,954 | 6,456 | 11,410 | 76.5 | 77.4 | 77.1 |
| Bauchi | 4,516 | 2,981 | 7,497 | 3,851 | 2,616 | 6,467 | 3,952 | 2,699 | 6,651 | 3,580 | 2,470 | 6,050 | 79.3 | 82.9 | 80.7 |
| Bayelsa | 675 | 752 | 1,427 | 606 | 694 | 1,300 | 506 | 601 | 1,107 | 499 | 597 | 1,096 | 73.9 | 79.4 | 76.8 |
| Benue | 13,995 | 11,708 | 25,703 | 12,484 | 10,486 | 22,970 | 11,925 | 10,000 | 21,925 | 11,249 | 9,452 | 20,701 | 80.4 | 80.7 | 80.5 |
| Borno | 6,204 | 3,542 | 9,746 | 5,196 | 3,116 | 8,312 | 5,126 | 3,021 | 8,147 | 4,616 | 2,748 | 7,364 | 74.4 | 77.6 | 75.6 |
| Cross-River | 5,867 | 6,086 | 11,953 | 5,030 | 5,401 | 10,431 | 4,586 | 5,006 | 9,592 | 4,321 | 4,727 | 9,048 | 73.6 | 77.7 | 75.7 |
| Delta | 5,862 | 6,414 | 12,276 | 5,107 | 5,710 | 10,817 | 4,647 | 5,124 | 9,771 | 4,455 | 4,958 | 9,413 | 76.0 | 77.3 | 76.7 |
| Ebonyi | 2,846 | 2,841 | 5,687 | 2,564 | 2,654 | 5,218 | 2,270 | 2,368 | 4,638 | 2,217 | 2,320 | 4,537 | 77.9 | 81.7 | 79.8 |
| Edo | 5,093 | 5,596 | 10,689 | 4,479 | 5,109 | 9,588 | 4,107 | 4,735 | 8,842 | 3,947 | 4,595 | 8,542 | 77.5 | 82.1 | 79.9 |
| Ekiti | 2,524 | 3,007 | 5,531 | 2,291 | 2,776 | 5,067 | 2,186 | 2,639 | 4,825 | 2,129 | 2,598 | 4,727 | 84.4 | 86.4 | 85.5 |
| Enugu | 5,843 | 6,887 | 12,730 | 5,103 | 6,231 | 11,334 | 4,547 | 5,245 | 9,792 | 4,306 | 5,026 | 9,332 | 73.7 | 73.0 | 73.3 |
| FCT | 3,390 | 3,862 | 7,252 | 2,991 | 3,524 | 6,515 | 2,756 | 2,915 | 5,671 | 2,600 | 2,813 | 5,413 | 76.7 | 72.8 | 74.6 |
| Gombe | 4,373 | 2,684 | 7,057 | 3,787 | 2,414 | 6,201 | 3,651 | 2,381 | 6,032 | 3,340 | 2,203 | 5,543 | 76.4 | 82.1 | 78.5 |
| Imo | 4,537 | 5,234 | 9,771 | 4,131 | 4,963 | 9,094 | 3,835 | 4,516 | 8,351 | 3,677 | 4,445 | 8,122 | 81.0 | 84.9 | 83.1 |
| Jigawa | 461 | 569 | 1,030 | 366 | 508 | 874 | 413 | 548 | 961 | 338 | 497 | 835 | 73.3 | 87.3 | 81.1 |
| Kaduna | 12,081 | 10,249 | 22,330 | 9,902 | 8,935 | 18,837 | 9,873 | 8,642 | 18,515 | 9,101 | 8,080 | 17,181 | 75.3 | 78.8 | 76.9 |
| Kano | 9,776 | 7,571 | 17,347 | 7,866 | 6,620 | 14,486 | 7,225 | 6,361 | 13,586 | 6,518 | 5,946 | 12,464 | 66.7 | 78.5 | 71.9 |
| Katsina | 3,848 | 2,191 | 6,039 | 3,224 | 2,025 | 5,249 | 3,221 | 1,989 | 5,210 | 2,929 | 1,861 | 4,790 | 76.1 | 84.9 | 79.3 |
| Kebbi | 2,523 | 1,883 | 4,406 | 2,158 | 1,600 | 3,758 | 2,095 | 1,565 | 3,660 | 2,005 | 1,454 | 3,459 | 79.5 | 77.2 | 78.5 |
| Kogi | 5,378 | 4,839 | 10,217 | 4,965 | 4,561 | 9,526 | 4,506 | 3,972 | 8,478 | 4,362 | 3,878 | 8,240 | 81.1 | 80.1 | 80.6 |
| Kwara | 6,201 | 5,793 | 11,994 | 5,564 | 5,261 | 10,825 | 5,331 | 4,919 | 10,250 | 5,023 | 4,648 | 9,671 | 81.0 | 80.2 | 80.6 |
| Lagos | 17,840 | 19,838 | 37,678 | 16,135 | 18,447 | 34,582 | 14,836 | 16,525 | 31,361 | 14,481 | 16,244 | 30,725 | 81.2 | 81.9 | 81.5 |
| Nasarawa | 5,131 | 5,225 | 10,356 | 4,625 | 4,801 | 9,426 | 4,479 | 4,566 | 9,045 | 4,284 | 4,405 | 8,689 | 83.5 | 84.3 | 83.9 |
| Niger | 6,240 | 5,271 | 11,511 | 4,484 | 4,080 | 8,564 | 3,997 | 3,702 | 7,699 | 3,648 | 3,446 | 7,094 | 58.5 | 65.4 | 61.6 |
| Ogun | 8,771 | 9,219 | 17,990 | 8,021 | 8,585 | 16,606 | 7,541 | 7,989 | 15,530 | 7,313 | 7,767 | 15,080 | 83.4 | 84.2 | 83.8 |
| Ondo | 5,362 | 5,755 | 11,117 | 4,659 | 4,996 | 9,655 | 4,282 | 4,556 | 8,838 | 4,037 | 4,252 | 8,289 | 75.3 | 73.9 | 74.6 |
| Osun | 8,131 | 8,635 | 16,766 | 7,534 | 8,067 | 15,601 | 7,330 | 7,793 | 15,123 | 7,086 | 7,549 | 14,635 | 87.1 | 87.4 | 87.3 |
| Oyo | 13,574 | 14,500 | 28,074 | 11,910 | 13,038 | 24,948 | 11,389 | 11,969 | 23,358 | 10,775 | 11,390 | 22,165 | 79.4 | 78.6 | 79.0 |
| Plateau | 9,651 | 8,971 | 18,622 | 8,005 | 7,628 | 15,633 | 7,658 | 7,205 | 14,863 | 7,018 | 6,588 | 13,606 | 72.7 | 73.4 | 73.1 |
| Rivers | 3,996 | 4,463 | 8,459 | 3,503 | 4,083 | 7,586 | 3,095 | 3,550 | 6,645 | 3,019 | 3,470 | 6,489 | 75.6 | 77.8 | 76.7 |
| Sokoto | 799 | 929 | 1,728 | 688 | 789 | 1,477 | 595 | 795 | 1,390 | 574 | 709 | 1,283 | 71.8 | 76.3 | 74.2 |
| Taraba | 3,425 | 2,304 | 5,729 | 3,059 | 2,094 | 5,153 | 2,905 | 1,987 | 4,892 | 2,731 | 1,900 | 4,631 | 79.7 | 82.5 | 80.8 |
| Yobe | 3,491 | 2,218 | 5,709 | 2,578 | 1,518 | 4,096 | 2,697 | 1,801 | 4,498 | 2,174 | 1,357 | 3,531 | 62.3 | 61.2 | 61.8 |
| Zamfara | 1,709 | 911 | 2,620 | 1,297 | 793 | 2,090 | 1,428 | 842 | 2,270 | 1,202 | 756 | 1,958 | 70.3 | 83.0 | 74.7 |
| National | 210,764 | 201,421 | 412,185 | 182,359 | 180,326 | 362,685 | 172,870 | 167,986 | 340,856 | 162,286 | 159,541 | 321,827 | 77.0 | 79.2 | 78.1 |

Table 7. 10: Public and Private Schools Candidates' Performance in WASSCE by State and Gender, May/June: 2019

| State | Total Number of Candidates that sat for the Examination | | | Candidates with 5 Credits & above Including English Language | | | Candidates with 5 Credits & above Including Mathematics | | | Candidates with 5 Credits & above Including English Language & Mathematics | | | % Candidates with 5 Credits & above including English Language and Mathematics | | |
|-------------|---|---------|-----------|--|---------|---------|---|---------|---------|--|---------|---------|--|--------|-------|
| | Male | Female | Total | Male | Female | Total | Male | Female | Total | Male | Female | Total | Male | Female | Total |
| Abia | 4,312 | 4,542 | 8,854 | 3,856 | 4,172 | 8,028 | 3,589 | 3,799 | 7,388 | 3,391 | 3,653 | 7,044 | 78.6 | 80.4 | 79.6 |
| Adamawa | 22,639 | 15,721 | 38,360 | 18,720 | 13,189 | 31,909 | 18,191 | 12,954 | 31,145 | 16,811 | 11,917 | 28,728 | 74.3 | 75.8 | 74.9 |
| Akwa-Ibom | 10,770 | 12,671 | 23,441 | 8,783 | 10,350 | 19,133 | 8,563 | 10,099 | 18,662 | 7,739 | 9,064 | 16,803 | 71.9 | 71.5 | 71.7 |
| Anambra | 9,933 | 13,331 | 23,264 | 8,166 | 11,405 | 19,571 | 8,205 | 11,071 | 19,276 | 7,414 | 10,200 | 17,614 | 74.6 | 76.5 | 75.7 |
| Bauchi | 28,280 | 13,989 | 42,269 | 20,856 | 11,296 | 32,152 | 22,673 | 12,168 | 34,841 | 19,176 | 10,609 | 29,785 | 67.8 | 75.8 | 70.5 |
| Bayelsa | 3,182 | 3,173 | 6,355 | 2,922 | 2,969 | 5,891 | 2,451 | 2,566 | 5,017 | 2,421 | 2,533 | 4,954 | 76.1 | 79.8 | 78.0 |
| Benue | 25,089 | 20,244 | 45,333 | 22,187 | 17,984 | 40,171 | 20,513 | 16,858 | 37,371 | 19,323 | 15,861 | 35,184 | 77.0 | 78.3 | 77.6 |
| Borno | 21,839 | 15,454 | 37,293 | 15,366 | 10,860 | 26,226 | 14,935 | 10,282 | 25,217 | 12,599 | 8,472 | 21,071 | 57.7 | 54.8 | 56.5 |
| Cross-River | 8,581 | 8,786 | 17,367 | 7,364 | 7,751 | 15,115 | 6,670 | 7,132 | 13,802 | 6,261 | 6,697 | 12,958 | 73.0 | 76.2 | 74.6 |
| Delta | 9,904 | 10,748 | 20,652 | 8,600 | 9,511 | 18,111 | 7,877 | 8,562 | 16,439 | 7,556 | 8,257 | 15,813 | 76.3 | 76.8 | 76.6 |
| Ebonyi | 5,476 | 5,429 | 10,905 | 4,920 | 4,946 | 9,866 | 4,312 | 4,380 | 8,692 | 4,189 | 4,249 | 8,438 | 76.5 | 78.3 | 77.4 |
| Edo | 11,081 | 11,848 | 22,929 | 9,853 | 10,862 | 20,715 | 9,162 | 10,064 | 19,226 | 8,809 | 9,762 | 18,571 | 79.5 | 82.4 | 81.0 |
| Ekiti | 5,978 | 6,435 | 12,413 | 5,266 | 5,851 | 11,117 | 5,072 | 5,601 | 10,673 | 4,910 | 5,483 | 10,393 | 82.1 | 85.2 | 83.7 |
| Enugu | 10,752 | 13,978 | 24,730 | 9,143 | 12,198 | 21,341 | 8,156 | 10,651 | 18,807 | 7,676 | 10,044 | 17,720 | 71.4 | 71.9 | 71.7 |
| FCT | 9,534 | 12,028 | 21,562 | 7,794 | 9,797 | 17,591 | 7,106 | 7,978 | 15,084 | 6,560 | 7,472 | 14,032 | 68.8 | 62.1 | 65.1 |
| Gombe | 16,654 | 10,025 | 26,679 | 12,998 | 8,269 | 21,267 | 13,163 | 8,509 | 21,672 | 11,408 | 7,469 | 18,877 | 68.5 | 74.5 | 70.8 |
| Imo | 10,314 | 11,867 | 22,181 | 9,219 | 11,067 | 20,286 | 8,722 | 10,328 | 19,050 | 8,355 | 10,054 | 18,409 | 81.0 | 84.7 | 83.0 |
| Jigawa | 18,571 | 8,184 | 26,755 | 12,337 | 6,054 | 18,391 | 12,241 | 6,021 | 18,262 | 9,765 | 4,997 | 14,762 | 52.6 | 61.1 | 55.2 |
| Kaduna | 33,593 | 24,715 | 58,308 | 25,663 | 20,247 | 45,910 | 26,937 | 20,679 | 47,616 | 23,705 | 18,624 | 42,329 | 70.6 | 75.4 | 72.6 |
| Kano | 51,674 | 35,168 | 86,842 | 35,426 | 27,416 | 62,842 | 36,703 | 28,551 | 65,254 | 29,931 | 24,416 | 54,347 | 57.9 | 69.4 | 62.6 |
| Katsina | 37,107 | 20,789 | 57,896 | 27,541 | 14,759 | 42,300 | 29,170 | 15,959 | 45,129 | 25,105 | 13,255 | 38,360 | 67.7 | 63.8 | 66.3 |
| Kebbi | 20,691 | 10,403 | 31,094 | 15,745 | 7,711 | 23,456 | 15,641 | 8,321 | 23,962 | 14,047 | 7,095 | 21,142 | 67.9 | 68.2 | 68.0 |
| Kogi | 15,608 | 12,808 | 28,416 | 14,145 | 11,797 | 25,942 | 12,979 | 10,832 | 23,811 | 12,532 | 10,466 | 22,998 | 80.3 | 81.7 | 80.9 |
| Kwara | 12,392 | 11,149 | 23,541 | 10,882 | 10,074 | 20,956 | 10,634 | 9,638 | 20,272 | 9,953 | 9,103 | 19,056 | 80.3 | 81.6 | 80.9 |
| Lagos | 26,467 | 30,450 | 56,917 | 23,898 | 28,237 | 52,135 | 22,200 | 25,561 | 47,761 | 21,598 | 25,028 | 46,626 | 81.6 | 82.2 | 81.9 |
| Nasarawa | 20,779 | 16,413 | 37,192 | 18,565 | 15,017 | 33,582 | 17,704 | 14,259 | 31,963 | 16,938 | 13,676 | 30,614 | 81.5 | 83.3 | 82.3 |
| Niger | 27,773 | 20,132 | 47,905 | 18,408 | 13,769 | 32,177 | 17,817 | 13,657 | 31,474 | 15,719 | 12,033 | 27,752 | 56.6 | 59.8 | 57.9 |
| Ogun | 11,872 | 12,421 | 24,293 | 10,738 | 11,484 | 22,222 | 10,116 | 10,644 | 20,760 | 9,740 | 10,301 | 20,041 | 82.0 | 82.9 | 82.5 |
| Ondo | 10,047 | 10,705 | 20,752 | 8,681 | 9,400 | 18,081 | 8,086 | 8,713 | 16,799 | 7,598 | 8,189 | 15,787 | 75.6 | 76.5 | 76.1 |
| Osun | 12,159 | 12,734 | 24,893 | 11,174 | 11,883 | 23,057 | 10,908 | 11,530 | 22,438 | 10,528 | 11,172 | 21,700 | 86.6 | 87.7 | 87.2 |
| Oyo | 27,536 | 28,724 | 56,260 | 23,607 | 25,434 | 49,041 | 22,861 | 23,875 | 46,736 | 21,286 | 22,448 | 43,734 | 77.3 | 78.2 | 77.7 |
| Plateau | 18,925 | 16,272 | 35,197 | 15,425 | 13,631 | 29,056 | 14,727 | 12,820 | 27,547 | 13,373 | 11,695 | 25,068 | 70.7 | 71.9 | 71.2 |
| Rivers | 6,176 | 6,969 | 13,145 | 5,417 | 6,311 | 11,728 | 4,850 | 5,571 | 10,421 | 4,723 | 5,433 | 10,156 | 76.5 | 78.0 | 77.3 |
| Sokoto | 19,835 | 10,177 | 30,012 | 13,975 | 8,113 | 22,088 | 12,995 | 8,129 | 21,124 | 11,690 | 7,332 | 19,022 | 58.9 | 72.0 | 63.4 |
| Taraba | 12,954 | 8,019 | 20,973 | 11,373 | 7,060 | 18,433 | 11,305 | 6,994 | 18,299 | 10,477 | 6,548 | 17,025 | 80.9 | 81.7 | 81.2 |
| Yobe | 14,699 | 7,107 | 21,806 | 9,000 | 4,341 | 13,341 | 8,875 | 4,734 | 13,609 | 7,428 | 3,584 | 11,012 | 50.5 | 50.4 | 50.5 |
| Zamfara | 22,413 | 9,595 | 32,008 | 12,235 | 5,899 | 18,134 | 13,197 | 7,160 | 20,357 | 9,901 | 5,247 | 15,148 | 44.2 | 54.7 | 47.3 |
| National | 635,589 | 503,203 | 1,138,792 | 500,248 | 421,114 | 921,362 | 489,306 | 406,650 | 895,956 | 440,635 | 372,438 | 813,073 | 69.3 | 74.0 | 71.4 |

Table 7. 11: Private Candidates' Performance in SSCE by State and Gender, November/December: 2019

| State | Total Number of Candidates that sat for the Examination | | | Candidates with 5 Credits & above including English Language | | | Candidates with 5 Credits & above including Mathematics | | | Candidates with 5 Credits & above including English Language and Mathematics | | | % Candidates with 5 Credits & above including English Language and Mathematics | | |
|-----------------|---|---------------|---------------|--|---------------|---------------|---|---------------|---------------|--|---------------|---------------|--|-------------|-------------|
| | Male | Female | Total | Male | Female | Total | Male | Female | Total | Male | Female | Total | Male | Female | Total |
| Abia | 264 | 215 | 479 | 150 | 136 | 286 | 158 | 146 | 304 | 142 | 133 | 275 | 53.8 | 61.9 | 57.4 |
| Adamawa | 981 | 419 | 1,400 | 751 | 328 | 1,079 | 782 | 354 | 1,136 | 699 | 315 | 1,014 | 71.3 | 75.2 | 72.4 |
| Akwa Ibom | 813 | 915 | 1,728 | 511 | 602 | 1,113 | 500 | 607 | 1,107 | 444 | 527 | 971 | 54.6 | 57.6 | 56.2 |
| Anambra | 267 | 326 | 593 | 142 | 192 | 334 | 161 | 209 | 370 | 128 | 173 | 301 | 47.9 | 53.1 | 50.8 |
| Bauchi | 505 | 232 | 737 | 41 | 16 | 57 | 128 | 64 | 192 | 35 | 11 | 46 | 6.9 | 4.7 | 6.2 |
| Bayelsa | 119 | 133 | 252 | 59 | 68 | 127 | 68 | 72 | 140 | 55 | 62 | 117 | 46.2 | 46.6 | 46.4 |
| Benue | 408 | 309 | 717 | 125 | 112 | 237 | 209 | 145 | 354 | 117 | 95 | 212 | 28.7 | 30.7 | 29.6 |
| Borno | 474 | 155 | 629 | 169 | 49 | 218 | 261 | 73 | 334 | 165 | 45 | 210 | 34.8 | 29.0 | 33.4 |
| Cross River | 499 | 454 | 953 | 346 | 311 | 657 | 356 | 329 | 685 | 325 | 294 | 619 | 65.1 | 64.8 | 65.0 |
| Delta | 1,082 | 1,095 | 2,177 | 583 | 605 | 1,188 | 624 | 650 | 1,274 | 529 | 540 | 1,069 | 48.9 | 49.3 | 49.1 |
| Ebonyi | 112 | 100 | 212 | 57 | 54 | 111 | 47 | 43 | 90 | 43 | 42 | 85 | 38.4 | 42.0 | 40.1 |
| Edo | 390 | 329 | 719 | 180 | 133 | 313 | 142 | 119 | 261 | 132 | 110 | 242 | 33.8 | 33.4 | 33.7 |
| Ekiti | 327 | 336 | 663 | 160 | 169 | 329 | 211 | 241 | 452 | 142 | 158 | 300 | 43.4 | 47.0 | 45.2 |
| Enugu | 486 | 548 | 1,034 | 331 | 388 | 719 | 364 | 424 | 788 | 318 | 365 | 683 | 65.4 | 66.6 | 66.1 |
| FCT | 438 | 523 | 961 | 163 | 217 | 380 | 179 | 201 | 380 | 132 | 152 | 284 | 30.1 | 29.1 | 29.6 |
| Gombe | 275 | 110 | 385 | 62 | 27 | 89 | 68 | 26 | 94 | 44 | 14 | 58 | 16.0 | 12.7 | 15.1 |
| Imo | 207 | 198 | 405 | 136 | 133 | 269 | 147 | 140 | 287 | 132 | 127 | 259 | 63.8 | 64.1 | 64.0 |
| Jigawa | 2,012 | 387 | 2,399 | 1,067 | 245 | 1,312 | 1,558 | 318 | 1,876 | 1,003 | 228 | 1,231 | 49.9 | 58.9 | 51.3 |
| Kaduna | 1,331 | 781 | 2,112 | 656 | 366 | 1,022 | 807 | 448 | 1,255 | 537 | 304 | 841 | 40.3 | 38.9 | 39.8 |
| Kano | 3,292 | 1,330 | 4,622 | 1,173 | 560 | 1,733 | 1,809 | 873 | 2,682 | 1,024 | 508 | 1,532 | 31.1 | 38.2 | 33.1 |
| Katsina | 309 | 127 | 436 | 106 | 61 | 167 | 146 | 83 | 229 | 102 | 59 | 161 | 33.0 | 46.5 | 36.9 |
| Kebbi | 555 | 195 | 750 | 363 | 150 | 513 | 359 | 151 | 510 | 343 | 148 | 491 | 61.8 | 75.9 | 65.5 |
| Kogi | 489 | 409 | 898 | 289 | 246 | 535 | 347 | 284 | 631 | 271 | 222 | 493 | 55.4 | 54.3 | 54.9 |
| Kwara | 1,198 | 1,164 | 2,362 | 495 | 490 | 985 | 761 | 759 | 1,520 | 462 | 450 | 912 | 38.6 | 38.7 | 38.6 |
| Lagos | 2,346 | 2,366 | 4,712 | 1,233 | 1,365 | 2,598 | 1,464 | 1,582 | 3,046 | 1,128 | 1,235 | 2,363 | 48.1 | 52.2 | 50.1 |
| Nasarawa | 527 | 505 | 1,032 | 250 | 285 | 535 | 322 | 344 | 666 | 244 | 277 | 521 | 46.3 | 54.9 | 50.5 |
| Niger | 2,337 | 1,916 | 4,253 | 575 | 516 | 1,091 | 1,368 | 1,140 | 2,508 | 528 | 488 | 1,016 | 22.6 | 25.5 | 23.9 |
| Ogun | 4,514 | 4,683 | 9,197 | 2,692 | 2,961 | 5,653 | 3,396 | 3,636 | 7,032 | 2,467 | 2,750 | 5,217 | 54.7 | 58.7 | 56.7 |
| Ondo | 865 | 797 | 1,662 | 692 | 657 | 1,349 | 719 | 677 | 1,396 | 648 | 620 | 1,268 | 74.9 | 77.8 | 76.3 |
| Osun | 1,357 | 1,295 | 2,652 | 837 | 824 | 1,661 | 1,062 | 1,027 | 2,089 | 809 | 808 | 1,617 | 59.6 | 62.4 | 61.0 |
| Oyo | 6,009 | 6,285 | 12,294 | 3,304 | 3,747 | 7,051 | 4,251 | 4,641 | 8,892 | 3,043 | 3,453 | 6,496 | 50.6 | 54.9 | 52.8 |
| Plateau | 1,142 | 795 | 1,937 | 562 | 421 | 983 | 749 | 549 | 1,298 | 503 | 397 | 900 | 44.0 | 49.9 | 46.5 |
| Rivers | 745 | 720 | 1,465 | 320 | 346 | 666 | 364 | 378 | 742 | 291 | 311 | 602 | 39.1 | 43.2 | 41.1 |
| Sokoto | 229 | 109 | 338 | 194 | 86 | 280 | 190 | 91 | 281 | 188 | 84 | 272 | 82.1 | 77.1 | 80.5 |
| Taraba | 227 | 154 | 381 | 52 | 35 | 87 | 58 | 48 | 106 | 44 | 25 | 69 | 19.4 | 16.2 | 18.1 |
| Yobe | 989 | 275 | 1,264 | 608 | 166 | 774 | 782 | 224 | 1,006 | 591 | 159 | 750 | 59.8 | 57.8 | 59.3 |
| Zamfara | 118 | 50 | 168 | 63 | 16 | 79 | 65 | 18 | 83 | 63 | 16 | 79 | 53.4 | 32.0 | 47.0 |
| National | 38,238 | 30,740 | 68,978 | 19,497 | 17,083 | 36,580 | 24,982 | 21,114 | 46,096 | 17,871 | 15,705 | 33,576 | 46.7 | 51.1 | 48.7 |

7.3 National Business and Technical Examination Board (NABTEB)

The National Business and Technical Examination Board (NABTEB) conducts the National Technical Certificate (NTC) and National Business Certificate (NBC) examinations for school candidates in May/June as well as the advanced level versions for, external candidates in October/November of every year. Tables 7.12 – 7.18 present data on candidates’ performances in NABTEB’s administered National Technical Certificate (NTC) and National Business Certificate (NBC) examinations for both public and private schools for the 2018/2019 session.

Table 7. 12: Candidates that sat for May/June NTC/NBC Examination by Year and Gender: 2014/2015-2018/2019

| YEAR | Male | Female | Total | % Females |
|-----------|--------|--------|--------|-----------|
| 2014/2015 | 53,051 | 23,312 | 76,363 | 30.5 |
| 2015/2016 | 49,394 | 20,078 | 69,472 | 28.9 |
| 2016/2017 | 42,081 | 15,933 | 58,014 | 27.5 |
| 2017/2018 | 39,671 | 15,809 | 55,480 | 28.5 |
| 2018/2019 | 25,269 | 7,449 | 32,718 | 22.8 |

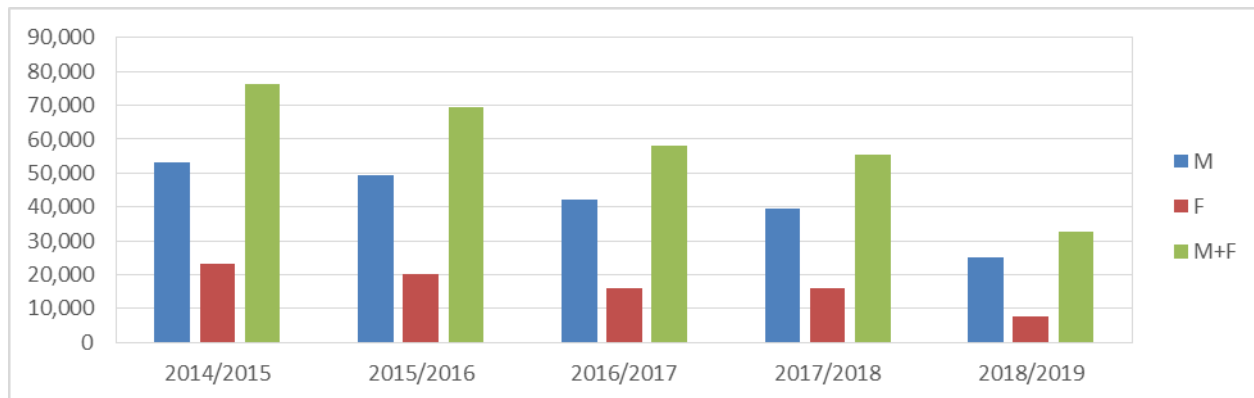


Figure 7. 4: Candidates that sat for May/June NTC/NBC Examination by Year and Gender: 2014/2015- 2018/2019

Table 7. 13: Public Schools Candidates' Performance in NABTEB NBC/NTC Examination, May/June: 2019

| State | Total Number of Candidates that sat for the Examination | | | Candidates with 5 Credits & above including English Language | | | Candidates with 5 Credits & above including Mathematics | | | Candidates with 5 Credits & above including English Language and Mathematics | | | % Candidates with 5 Credits & above including English Language and Mathematics | | |
|-----------------|---|--------------|---------------|--|--------------|---------------|---|--------------|---------------|--|--------------|---------------|--|-------------|-------------|
| | Male | Female | Total | Male | Female | Total | Male | Female | Total | Male | Female | Total | Male | Female | Total |
| Abia | 144 | 22 | 166 | 107 | 17 | 124 | 104 | 17 | 121 | 95 | 16 | 111 | 66.0 | 72.7 | 66.9 |
| Adamawa | 719 | 334 | 1,053 | 504 | 258 | 762 | 482 | 255 | 737 | 474 | 234 | 708 | 65.9 | 70.1 | 67.2 |
| Akwa Ibom | 1,174 | 191 | 1,365 | 634 | 123 | 757 | 449 | 93 | 542 | 413 | 87 | 500 | 35.2 | 45.5 | 36.6 |
| Anambra | 708 | 179 | 887 | 486 | 120 | 606 | 480 | 107 | 587 | 438 | 111 | 549 | 61.9 | 62.0 | 61.9 |
| Bauchi | 1,052 | 198 | 1,250 | 528 | 82 | 610 | 334 | 41 | 375 | 379 | 59 | 438 | 36.0 | 29.8 | 35.0 |
| Bayelsa | 124 | 48 | 172 | 102 | 43 | 145 | 85 | 32 | 117 | 78 | 30 | 108 | 62.9 | 62.5 | 62.8 |
| Benue | 346 | 47 | 393 | 271 | 42 | 313 | 256 | 36 | 292 | 231 | 35 | 266 | 66.8 | 74.5 | 67.7 |
| Borno | 87 | 36 | 123 | 3 | 32 | 35 | - | 30 | 30 | 3 | 30 | 33 | 3.4 | 83.3 | 26.8 |
| Cross River | 464 | 280 | 744 | 249 | 189 | 438 | 253 | 169 | 422 | 167 | 130 | 297 | 36.0 | 46.4 | 39.9 |
| Delta | 306 | 108 | 414 | 203 | 78 | 281 | 194 | 77 | 271 | 183 | 74 | 257 | 59.8 | 68.5 | 62.1 |
| Ebonyi | 34 | 55 | 89 | 17 | 54 | 71 | 19 | 53 | 72 | 19 | 52 | 71 | 55.9 | 94.5 | 79.8 |
| Edo | 236 | 70 | 306 | 124 | 32 | 156 | 98 | 28 | 126 | 120 | 36 | 156 | 50.8 | 51.4 | 51.0 |
| Ekiti | 252 | 56 | 308 | 151 | 43 | 194 | 141 | 36 | 177 | 132 | 38 | 170 | 52.4 | 67.9 | 55.2 |
| Enugu | 771 | 296 | 1,067 | 573 | 219 | 792 | 535 | 191 | 726 | 527 | 182 | 709 | 68.4 | 61.5 | 66.4 |
| FCT | 674 | 308 | 982 | 421 | 168 | 589 | 378 | 130 | 508 | 385 | 125 | 510 | 57.1 | 40.6 | 51.9 |
| Gombe | 1,355 | 720 | 2,075 | 427 | 288 | 715 | 520 | 342 | 862 | 357 | 263 | 620 | 26.3 | 36.5 | 29.9 |
| Imo | 557 | 8 | 565 | 408 | 7 | 415 | 405 | 6 | 411 | 360 | 6 | 366 | 64.6 | 75.0 | 64.8 |
| Jigawa | 461 | - | 461 | 267 | - | 267 | 401 | - | 401 | 230 | - | 230 | 49.9 | 0 | 49.9 |
| Kaduna | 1,085 | 149 | 1,234 | 683 | 95 | 778 | 615 | 77 | 692 | 587 | 77 | 664 | 54.1 | 51.7 | 53.8 |
| Kano | 1,725 | 101 | 1,826 | 579 | 90 | 669 | 641 | 82 | 723 | 517 | 78 | 595 | 30.0 | 77.2 | 32.6 |
| Katsina | 852 | 198 | 1,050 | 764 | 189 | 953 | 646 | 190 | 836 | 615 | 185 | 800 | 72.2 | 93.4 | 76.2 |
| Kebbi | 449 | 24 | 473 | 382 | 23 | 405 | 375 | 23 | 398 | 372 | 23 | 395 | 82.9 | 95.8 | 83.5 |
| Kogi | 382 | 187 | 569 | 329 | 180 | 509 | 332 | 173 | 505 | 314 | 170 | 484 | 82.2 | 90.9 | 85.1 |
| Kwara | 296 | 201 | 497 | 250 | 183 | 433 | 265 | 187 | 452 | 245 | 181 | 426 | 82.8 | 90.0 | 85.7 |
| Lagos | 1,540 | 434 | 1,974 | 1,096 | 256 | 1,352 | 978 | 247 | 1,225 | 953 | 252 | 1,205 | 61.9 | 58.1 | 61.0 |
| Nasarawa | 1,260 | 584 | 1,844 | 1,006 | 488 | 1,494 | 959 | 479 | 1,438 | 852 | 460 | 1,312 | 67.6 | 78.8 | 71.1 |
| Niger | 2,590 | 803 | 3,393 | 1,485 | 538 | 2,023 | 1,729 | 614 | 2,343 | 1,300 | 482 | 1,782 | 50.2 | 60.0 | 52.5 |
| Ogun | 687 | 212 | 899 | 392 | 144 | 536 | 344 | 116 | 460 | 349 | 106 | 455 | 50.8 | 50.0 | 50.6 |
| Ondo | 192 | 23 | 215 | 144 | 18 | 162 | 146 | 20 | 166 | 143 | 19 | 162 | 74.5 | 82.6 | 75.3 |
| Osun | 651 | 225 | 876 | 482 | 175 | 657 | 576 | 200 | 776 | 461 | 160 | 621 | 70.8 | 71.1 | 70.9 |
| Oyo | 514 | 62 | 576 | 381 | 44 | 425 | 208 | 33 | 241 | 186 | 28 | 214 | 36.2 | 45.2 | 37.2 |
| Plateau | 461 | 223 | 684 | 292 | 164 | 456 | 192 | 89 | 281 | 200 | 97 | 297 | 43.4 | 43.5 | 43.4 |
| Rivers | 404 | 72 | 476 | 322 | 62 | 384 | 270 | 61 | 331 | 281 | 64 | 345 | 69.6 | 88.9 | 72.5 |
| Sokoto | 491 | 128 | 619 | 291 | 63 | 354 | 305 | 11 | 316 | 260 | 15 | 275 | 53.0 | 11.7 | 44.4 |
| Taraba | 378 | 235 | 613 | 282 | 191 | 473 | 249 | 175 | 424 | 248 | 173 | 421 | 65.6 | 73.6 | 68.7 |
| Yobe | 1,498 | 603 | 2,101 | 503 | 279 | 782 | 426 | 295 | 721 | 504 | 240 | 744 | 33.6 | 39.8 | 35.4 |
| Zamfara | 350 | 29 | 379 | 79 | 24 | 103 | 156 | 22 | 178 | 62 | 22 | 84 | 17.7 | 75.9 | 22.2 |
| National | 25,269 | 7,449 | 32,718 | 15,217 | 5,001 | 20,218 | 14,546 | 4,737 | 19,283 | 13,040 | 4,340 | 17,380 | 51.6 | 58.3 | 53.1 |

Table 7. 14: Private Schools Candidates' Performance in NABTEB NBC/NTC Examination May/June: 2019

| STATE | Total Number of Candidates that sat for the Exam | | | Candidates with 5 Credis & above including English Language | | | Candidates with 5 Credis & above including Mathematics | | | Candidates with 5 Credis & above including English Language and Mathematics | | | % Candidates with 5 Credits & above including English Language and Mathematics | | |
|--------------|--|--------------|---------------|---|--------------|---------------|--|--------------|---------------|---|--------------|---------------|--|-------------|-------------|
| | Male | Female | Total | Male | Female | Total | Male | Female | Total | Male | Female | Total | Male | Female | Total |
| Abia | 109 | 112 | 221 | 78 | 94 | 172 | 81 | 94 | 175 | 71 | 94 | 165 | 65.1 | 83.9 | 74.7 |
| Adamawa | 205 | 114 | 319 | 135 | 75 | 210 | 155 | 88 | 243 | 131 | 70 | 201 | 63.9 | 61.4 | 63.0 |
| Akwa Ibom | 249 | 104 | 353 | 121 | 57 | 178 | 132 | 41 | 173 | 96 | 46 | 142 | 38.6 | 44.2 | 40.2 |
| Anambra | 230 | 284 | 514 | 171 | 221 | 392 | 130 | 190 | 320 | 129 | 189 | 318 | 56.1 | 66.5 | 61.9 |
| Bauchi | 42 | 9 | 51 | 20 | 6 | 26 | 21 | 6 | 27 | 21 | 8 | 29 | 50.0 | 88.9 | 56.9 |
| Bayelsa | - | - | - | - | - | - | - | - | - | - | - | - | - | - | - |
| Benue | 1,860 | 772 | 2,632 | 1,352 | 560 | 1,912 | 1,146 | 451 | 1,597 | 1,036 | 427 | 1,463 | 55.7 | 55.3 | 55.6 |
| Borno | 72 | 34 | 106 | 38 | 20 | 58 | 35 | 18 | 53 | 38 | 22 | 60 | 52.8 | 64.7 | 56.6 |
| Cross River | 124 | 119 | 243 | 94 | 95 | 189 | 53 | 62 | 115 | 53 | 58 | 111 | 42.7 | 48.7 | 45.7 |
| Delta | 115 | 102 | 217 | 65 | 69 | 134 | 61 | 54 | 115 | 72 | 64 | 136 | 62.6 | 62.7 | 62.7 |
| Ebonyi | 28 | 41 | 69 | 20 | 31 | 51 | 19 | 29 | 48 | 21 | 29 | 50 | 75.0 | 70.7 | 72.5 |
| Edo | 116 | 118 | 234 | 75 | 84 | 159 | 60 | 68 | 128 | 58 | 69 | 127 | 50.0 | 58.5 | 54.3 |
| Ekiti | 191 | 318 | 509 | 170 | 284 | 454 | 156 | 254 | 410 | 157 | 264 | 421 | 82.2 | 83.0 | 82.7 |
| Enugu | 182 | 162 | 344 | 136 | 116 | 252 | 124 | 99 | 223 | 129 | 91 | 220 | 70.9 | 56.2 | 64.0 |
| FCT | 809 | 844 | 1,653 | 594 | 666 | 1,260 | 612 | 643 | 1,255 | 583 | 634 | 1,217 | 72.1 | 75.1 | 73.6 |
| Gombe | 96 | 33 | 129 | 56 | 18 | 74 | 68 | 27 | 95 | 59 | 19 | 78 | 61.5 | 57.6 | 60.5 |
| Imo | 124 | 146 | 270 | 90 | 123 | 213 | 79 | 97 | 176 | 81 | 101 | 182 | 65.3 | 69.2 | 67.4 |
| Jigawa | 87 | 33 | 120 | 38 | 14 | 52 | 64 | 31 | 95 | 39 | 14 | 53 | 44.8 | 42.4 | 44.2 |
| Kaduna | 50 | 14 | 64 | 18 | 10 | 28 | 22 | 11 | 33 | 22 | 12 | 34 | 44.0 | 85.7 | 53.1 |
| Kano | 16 | 7 | 23 | 6 | 3 | 9 | 15 | 7 | 22 | 6 | 3 | 9 | 37.5 | 42.9 | 39.1 |
| Katsina | 89 | 39 | 128 | 86 | 39 | 125 | 86 | 39 | 125 | 86 | 39 | 125 | 96.6 | 100.0 | 97.7 |
| Kebbi | 47 | 26 | 73 | 43 | 22 | 65 | 39 | 21 | 60 | 37 | 21 | 58 | 78.7 | 80.8 | 79.5 |
| Kogi | 713 | 559 | 1,272 | 601 | 491 | 1,092 | 588 | 465 | 1,053 | 567 | 455 | 1,022 | 79.5 | 81.4 | 80.3 |
| Kwara | 2,548 | 2,112 | 4,660 | 2,285 | 1,905 | 4,190 | 2,286 | 1,900 | 4,186 | 2,161 | 1,765 | 3,926 | 84.8 | 83.6 | 84.2 |
| Lagos | 366 | 165 | 531 | 300 | 130 | 430 | 260 | 101 | 361 | 258 | 104 | 362 | 70.5 | 63.0 | 68.2 |
| Nasarawa | 395 | 248 | 643 | 337 | 224 | 561 | 315 | 207 | 522 | 313 | 202 | 515 | 79.2 | 81.5 | 80.1 |
| Niger | 1,495 | 764 | 2,259 | 972 | 551 | 1,523 | 1,163 | 654 | 1,817 | 931 | 521 | 1,452 | 62.3 | 68.2 | 64.3 |
| Ogun | 120 | 78 | 198 | 117 | 76 | 193 | 97 | 59 | 156 | 95 | 59 | 154 | 79.2 | 75.6 | 77.8 |
| Ondo | 582 | 638 | 1,220 | 499 | 564 | 1,063 | 488 | 546 | 1,034 | 471 | 549 | 1,020 | 80.9 | 86.1 | 83.6 |
| Osun | 678 | 723 | 1,401 | 630 | 658 | 1,288 | 594 | 647 | 1,241 | 580 | 628 | 1,208 | 85.5 | 86.9 | 86.2 |
| Oyo | 330 | 283 | 613 | 302 | 233 | 535 | 280 | 224 | 504 | 284 | 218 | 502 | 86.1 | 77.0 | 81.9 |
| Plateau | 687 | 524 | 1,211 | 528 | 404 | 932 | 439 | 312 | 751 | 447 | 315 | 762 | 65.1 | 60.1 | 62.9 |
| Rivers | 60 | 21 | 81 | 51 | 15 | 66 | 39 | 8 | 47 | 36 | 7 | 43 | 60.0 | 33.3 | 53.1 |
| Sokoto | 252 | 8 | 260 | 136 | 6 | 142 | 161 | 6 | 167 | 166 | 7 | 173 | 65.9 | 87.5 | 66.5 |
| Taraba | 182 | 111 | 293 | 136 | 86 | 222 | 122 | 86 | 208 | 122 | 83 | 205 | 67.0 | 74.8 | 70.0 |
| Yobe | 330 | 167 | 497 | 254 | 139 | 393 | 229 | 134 | 363 | 252 | 136 | 388 | 76.4 | 81.4 | 78.1 |
| Zamfara | 26 | 10 | 36 | 22 | 10 | 32 | 21 | 9 | 30 | 21 | 9 | 30 | 80.8 | 90.0 | 83.3 |
| TOTAL | 13,605 | 9,842 | 23,447 | 10,576 | 8,099 | 18,675 | 10,240 | 7,688 | 17,928 | 9,629 | 7,332 | 16,961 | 70.8 | 74.5 | 72.3 |

Table 7. 15: Public and Private Schools Candidates' Performance in NABTEB NBC/NTC Examination, May/June: 2019

| State | Total Number of Candidates that sat for the Examination | | | Candidates with 5 Credits & above including English Language | | | Candidates with 5 Credits & above including Mathematics | | | Candidates with 5 Credits & above including English Language and Mathematics | | | % Candidates with 5 Credits & above including English Language and Mathematics | | |
|-------------|---|--------|--------|--|--------|--------|---|--------|--------|--|--------|--------|--|--------|-------|
| | Male | Female | Total | Male | Female | Total | Male | Female | Total | Male | Female | Total | Male | Female | Total |
| Abia | 253 | 134 | 387 | 185 | 111 | 296 | 185 | 111 | 296 | 166 | 110 | 276 | 65.6 | 82.1 | 71.3 |
| Adamawa | 924 | 448 | 1,372 | 639 | 333 | 972 | 637 | 343 | 980 | 605 | 304 | 909 | 65.5 | 67.9 | 66.3 |
| Akwa Ibom | 1,423 | 295 | 1,718 | 755 | 180 | 935 | 581 | 134 | 715 | 509 | 133 | 642 | 35.8 | 45.1 | 37.4 |
| Anambra | 938 | 463 | 1,401 | 657 | 341 | 998 | 610 | 297 | 907 | 567 | 300 | 867 | 60.4 | 64.8 | 61.9 |
| Bauchi | 1,094 | 207 | 1,301 | 548 | 88 | 636 | 355 | 47 | 402 | 400 | 67 | 467 | 36.6 | 32.4 | 35.9 |
| Bayelsa | 124 | 48 | 172 | 102 | 43 | 145 | 85 | 32 | 117 | 78 | 30 | 108 | 62.9 | 62.5 | 62.8 |
| Benue | 2,206 | 819 | 3,025 | 1,623 | 602 | 2,225 | 1,402 | 487 | 1,889 | 1,267 | 462 | 1,729 | 57.4 | 56.4 | 57.2 |
| Borno | 159 | 70 | 229 | 41 | 52 | 93 | 35 | 48 | 83 | 41 | 52 | 93 | 25.8 | 74.3 | 40.6 |
| Cross River | 588 | 399 | 987 | 343 | 284 | 627 | 306 | 231 | 537 | 220 | 188 | 408 | 37.4 | 47.1 | 41.3 |
| Delta | 421 | 210 | 631 | 268 | 147 | 415 | 255 | 131 | 386 | 255 | 138 | 393 | 60.6 | 65.7 | 62.3 |
| Ebonyi | 62 | 96 | 158 | 37 | 85 | 122 | 38 | 82 | 120 | 40 | 81 | 121 | 64.5 | 84.4 | 76.6 |
| Edo | 352 | 188 | 540 | 199 | 116 | 315 | 158 | 96 | 254 | 178 | 105 | 283 | 50.6 | 55.9 | 52.4 |
| Ekiti | 443 | 374 | 817 | 321 | 327 | 648 | 297 | 290 | 587 | 289 | 302 | 591 | 65.2 | 80.7 | 72.3 |
| Enugu | 953 | 458 | 1,411 | 709 | 335 | 1,044 | 659 | 290 | 949 | 656 | 273 | 929 | 68.8 | 59.6 | 65.8 |
| FCT | 1,483 | 1,152 | 2,635 | 1,015 | 834 | 1,849 | 990 | 773 | 1,763 | 968 | 759 | 1,727 | 65.3 | 65.9 | 65.5 |
| Gombe | 1,451 | 753 | 2,204 | 483 | 306 | 789 | 588 | 369 | 957 | 416 | 282 | 698 | 28.7 | 37.5 | 31.7 |
| Imo | 681 | 154 | 835 | 498 | 130 | 628 | 484 | 103 | 587 | 441 | 107 | 548 | 64.8 | 69.5 | 65.6 |
| Jigawa | 548 | 33 | 581 | 305 | 14 | 319 | 465 | 31 | 496 | 269 | 14 | 283 | 49.1 | 42.4 | 48.7 |
| Kaduna | 1,135 | 163 | 1,298 | 701 | 105 | 806 | 637 | 88 | 725 | 609 | 89 | 698 | 53.7 | 54.6 | 53.8 |
| Kano | 1,741 | 108 | 1,849 | 585 | 93 | 678 | 656 | 89 | 745 | 523 | 81 | 604 | 30.0 | 75.0 | 32.7 |
| Katsina | 941 | 237 | 1,178 | 850 | 228 | 1,078 | 732 | 229 | 961 | 701 | 224 | 925 | 74.5 | 94.5 | 78.5 |
| Kebbi | 496 | 50 | 546 | 425 | 45 | 470 | 414 | 44 | 458 | 409 | 44 | 453 | 82.5 | 88.0 | 83.0 |
| Kogi | 1,095 | 746 | 1,841 | 930 | 671 | 1,601 | 920 | 638 | 1,558 | 881 | 625 | 1,506 | 80.5 | 83.8 | 81.8 |
| Kwara | 2,844 | 2,313 | 5,157 | 2,535 | 2,088 | 4,623 | 2,551 | 2,087 | 4,638 | 2,406 | 1,946 | 4,352 | 84.6 | 84.1 | 84.4 |
| Lagos | 1,906 | 599 | 2,505 | 1,396 | 386 | 1,782 | 1,238 | 348 | 1,586 | 1,211 | 356 | 1,567 | 63.5 | 59.4 | 62.6 |
| Nasarawa | 1,655 | 832 | 2,487 | 1,343 | 712 | 2,055 | 1,274 | 686 | 1,960 | 1,165 | 662 | 1,827 | 70.4 | 79.6 | 73.5 |
| Niger | 4,085 | 1,567 | 5,652 | 2,457 | 1,089 | 3,546 | 2,892 | 1,268 | 4,160 | 2,231 | 1,003 | 3,234 | 54.6 | 64.0 | 57.2 |
| Ogun | 807 | 290 | 1,097 | 509 | 220 | 729 | 441 | 175 | 616 | 444 | 165 | 609 | 55.0 | 56.9 | 55.5 |
| Ondo | 774 | 661 | 1,435 | 643 | 582 | 1,225 | 634 | 566 | 1,200 | 614 | 568 | 1,182 | 79.3 | 85.9 | 82.4 |
| Osun | 1,329 | 948 | 2,277 | 1,112 | 833 | 1,945 | 1,170 | 847 | 2,017 | 1,041 | 788 | 1,829 | 78.3 | 83.1 | 80.3 |
| Oyo | 844 | 345 | 1,189 | 683 | 277 | 960 | 488 | 257 | 745 | 470 | 246 | 716 | 55.7 | 71.3 | 60.2 |
| Plateau | 1,148 | 747 | 1,895 | 820 | 568 | 1,388 | 631 | 401 | 1,032 | 647 | 412 | 1,059 | 56.4 | 55.2 | 55.9 |
| Rivers | 464 | 93 | 557 | 373 | 77 | 450 | 309 | 69 | 378 | 317 | 71 | 388 | 68.3 | 76.3 | 69.7 |
| Sokoto | 743 | 136 | 879 | 427 | 69 | 496 | 466 | 17 | 483 | 426 | 22 | 448 | 57.3 | 16.2 | 51.0 |
| Taraba | 560 | 346 | 906 | 418 | 277 | 695 | 371 | 261 | 632 | 370 | 256 | 626 | 66.1 | 74.0 | 69.1 |
| Yobe | 1,828 | 770 | 2,598 | 757 | 418 | 1,175 | 655 | 429 | 1,084 | 756 | 376 | 1,132 | 41.4 | 48.8 | 43.6 |
| Zamfara | 376 | 39 | 415 | 101 | 34 | 135 | 177 | 31 | 208 | 83 | 31 | 114 | 22.1 | 79.5 | 27.5 |
| National | 38,874 | 17,291 | 56,165 | 25,793 | 13,100 | 38,893 | 24,786 | 12,425 | 37,211 | 22,669 | 11,672 | 34,341 | 58.3 | 67.5 | 61.1 |

Table 7. 16: Candidates Enrolment by Trade and Gender for NABTEB NBC/NTC May/June 2019 Examination

| Trade Code | Trade Name | Male | Female | Total |
|------------|--|--------------|--------------|--------------|
| 010 | Agric. Equipment & Implement Mech. Works | 133 | 26 | 159 |
| 020 | Motor Vehicle Mechanics Works | 2540 | 47 | 2587 |
| 030 | Automobile Electrical Works | 13 | 0 | 13 |
| 040 | Electrical Install. & Maintenance Works | 6678 | 339 | 7017 |
| 050 | Fabrication & Welding | 1470 | 17 | 1487 |
| 060 | Mechanical Engineering Craft Practice | 1171 | 31 | 1202 |
| 070 | Electronics Works | 972 | 88 | 1060 |
| 080 | Refrigeration & Air-Conditioning Works | 238 | 12 | 250 |
| 090 | Vehicle Body Building | 18 | 0 | 18 |
| 110 | Instrument Mechanics Works | 73 | 6 | 79 |
| 130 | Foundry Craft Practice | 9 | 0 | 9 |
| 150 | Marine Engineering Craft | 5 | 0 | 5 |
| 170 | Computer Craft Studies | 1064 | 675 | 1739 |
| 180 | Animal Husbandry | 103 | 77 | 180 |
| 200 | Fisheries | 26 | 21 | 47 |
| 210 | Blocklaying/Bricklaying & Concreting | 3556 | 137 | 3693 |
| 220 | Carpentry & Joinery | 1419 | 26 | 1445 |
| 230 | Furniture Making | 594 | 4 | 598 |
| 240 | Machine Wood Working | 17 | 0 | 17 |
| 250 | Painting & Decorating | 232 | 53 | 285 |
| 260 | Plumbing & Pipe-Fitting | 314 | 8 | 322 |
| 270 | Draughtmanship Craft Practice | 95 | 7 | 102 |
| 310 | Cosmetology | 3 | 25 | 28 |
| 320 | Men's Garment Making | 51 | 0 | 51 |
| 330 | Ladies Garment Making | 95 | 495 | 590 |
| 340 | Catering Craft Practice | 131 | 1285 | 1416 |
| 350 | Leather Trades | 13 | 4 | 17 |
| 360 | Printing Craft Practice | 32 | 12 | 44 |
| 370 | Textile Trades | 7 | 9 | 16 |
| 380 | Graphic Arts | 76 | 12 | 88 |
| 390 | Ceramics | 7 | 22 | 29 |
| 410 | Secretarial Duties | 45 | 95 | 140 |
| 420 | Book-Keeping | 3256 | 3269 | 6525 |
| 430 | Salesmanship | 41 | 62 | 103 |
| 440 | Tourism | 12 | 22 | 34 |
| 450 | General Education | 14527 | 10492 | 25019 |
| | TOTAL | 39036 | 17378 | 56414 |

Table 7. 17: Private Candidates' Performance in NABTEB NBC/NTC Examination: November/December 2019

| State | Total Number of Candidates that sat for the Examination | | | Candidates with 5 Credits & above including English Language | | | Candidates with 5 Credits & above including Mathematics | | | Candidates with 5 Credits & above including English Language and Mathematics | | | % Candidates with 5 Credits & above including English Language and Mathematics | | |
|--------------|---|---------------|---------------|--|---------------|---------------|---|---------------|---------------|--|---------------|---------------|--|-------------|-------------|
| | Male | Female | Total | Male | Female | Total | Male | Female | Total | Male | Female | Total | Male | Female | Total |
| Abia | 275 | 386 | 661 | 99 | 160 | 259 | 73 | 123 | 196 | 83 | 134 | 217 | 30.2 | 34.7 | 32.8 |
| Adamawa | 1,123 | 561 | 1,684 | 833 | 425 | 1,258 | 804 | 390 | 1,194 | 708 | 355 | 1,063 | 63.0 | 63.3 | 63.1 |
| Akwa Ibom | 546 | 280 | 826 | 216 | 88 | 304 | 207 | 85 | 292 | 190 | 76 | 266 | 34.8 | 27.1 | 32.2 |
| Anambra | 329 | 524 | 853 | 156 | 286 | 442 | 139 | 270 | 409 | 171 | 309 | 480 | 52.0 | 59.0 | 56.3 |
| Bauchi | 220 | 93 | 313 | 115 | 52 | 167 | 65 | 38 | 103 | 61 | 34 | 95 | 27.7 | 36.6 | 30.4 |
| Bayelsa | 196 | 96 | 292 | 81 | 47 | 128 | 56 | 37 | 93 | 56 | 44 | 100 | 28.6 | 45.8 | 34.2 |
| Benue | 1,279 | 651 | 1,930 | 1,075 | 559 | 1,634 | 988 | 507 | 1,495 | 957 | 502 | 1,459 | 74.8 | 77.1 | 75.6 |
| Borno | 195 | 87 | 282 | 119 | 57 | 176 | 98 | 53 | 151 | 110 | 53 | 163 | 56.4 | 60.9 | 57.8 |
| Cross River | 864 | 591 | 1,455 | 685 | 498 | 1,183 | 643 | 465 | 1,108 | 604 | 453 | 1,057 | 69.9 | 76.6 | 72.6 |
| Delta | 535 | 375 | 910 | 228 | 151 | 379 | 224 | 153 | 377 | 250 | 170 | 420 | 46.7 | 45.3 | 46.2 |
| Ebonyi | 267 | 310 | 577 | 102 | 85 | 187 | 93 | 70 | 163 | 91 | 69 | 160 | 34.1 | 22.3 | 27.7 |
| Edo | 723 | 595 | 1,318 | 210 | 193 | 403 | 187 | 164 | 351 | 209 | 177 | 386 | 28.9 | 29.7 | 29.3 |
| Ekiti | 377 | 411 | 788 | 293 | 335 | 628 | 285 | 345 | 630 | 275 | 338 | 613 | 72.9 | 82.2 | 77.8 |
| Enugu | 399 | 519 | 918 | 194 | 250 | 444 | 186 | 245 | 431 | 208 | 283 | 491 | 52.1 | 54.5 | 53.5 |
| FCT | 1,520 | 1,471 | 2,991 | 1,105 | 1,113 | 2,218 | 1,088 | 1,111 | 2,199 | 1,096 | 1,113 | 2,209 | 72.1 | 75.7 | 73.9 |
| Gombe | 445 | 167 | 612 | 311 | 123 | 434 | 258 | 104 | 362 | 233 | 83 | 316 | 52.4 | 49.7 | 51.6 |
| Imo | 396 | 686 | 1,082 | 106 | 167 | 273 | 94 | 155 | 249 | 114 | 202 | 316 | 28.8 | 29.4 | 29.2 |
| Jigawa | 585 | 126 | 711 | 443 | 101 | 544 | 389 | 88 | 477 | 375 | 84 | 459 | 64.1 | 66.7 | 64.6 |
| Kaduna | 358 | 125 | 483 | 188 | 64 | 252 | 196 | 69 | 265 | 178 | 63 | 241 | 49.7 | 50.4 | 49.9 |
| Kano | 190 | 63 | 253 | 162 | 46 | 208 | 170 | 56 | 226 | 153 | 41 | 194 | 80.5 | 65.1 | 76.7 |
| Katsina | 855 | 286 | 1,141 | 632 | 223 | 855 | 586 | 226 | 812 | 479 | 190 | 669 | 56.0 | 66.4 | 58.6 |
| Kebbi | 157 | 72 | 229 | 138 | 66 | 204 | 134 | 65 | 199 | 124 | 65 | 189 | 79.0 | 90.3 | 82.5 |
| Kogi | 2,005 | 1,369 | 3,374 | 1,377 | 1,036 | 2,413 | 1,415 | 1,066 | 2,481 | 1,233 | 941 | 2,174 | 61.5 | 68.7 | 64.4 |
| Kwara | 3,083 | 2,619 | 5,702 | 2,597 | 2,294 | 4,891 | 2,507 | 2,272 | 4,779 | 2,334 | 2,100 | 4,434 | 75.7 | 80.2 | 77.8 |
| Lagos | 762 | 225 | 987 | 404 | 114 | 518 | 392 | 108 | 500 | 364 | 106 | 470 | 47.8 | 47.1 | 47.6 |
| Nasarawa | 2,334 | 1,299 | 3,633 | 1,868 | 1,036 | 2,904 | 1,795 | 989 | 2,784 | 1,775 | 1,009 | 2,784 | 76.0 | 77.7 | 76.6 |
| Niger | 2,941 | 1,685 | 4,626 | 2,452 | 1,443 | 3,895 | 2,327 | 1,378 | 3,705 | 2,202 | 1,293 | 3,495 | 74.9 | 76.7 | 75.6 |
| Ogun | 372 | 200 | 572 | 208 | 108 | 316 | 213 | 118 | 331 | 206 | 110 | 316 | 55.4 | 55.0 | 55.2 |
| Ondo | 788 | 666 | 1,454 | 534 | 559 | 1,093 | 539 | 565 | 1,104 | 537 | 555 | 1,092 | 68.1 | 83.3 | 75.1 |
| Osun | 832 | 585 | 1,417 | 626 | 451 | 1,077 | 619 | 462 | 1,081 | 607 | 470 | 1,077 | 73.0 | 80.3 | 76.0 |
| Oyo | 604 | 308 | 912 | 393 | 235 | 628 | 370 | 226 | 596 | 352 | 226 | 578 | 58.3 | 73.4 | 63.4 |
| Plateau | 1,823 | 1,373 | 3,196 | 1,358 | 1,037 | 2,395 | 1,206 | 967 | 2,173 | 1,171 | 931 | 2,102 | 64.2 | 67.8 | 65.8 |
| Rivers | 260 | 91 | 351 | 72 | 25 | 97 | 61 | 16 | 77 | 60 | 16 | 76 | 23.1 | 17.6 | 21.7 |
| Sokoto | 190 | 56 | 246 | 144 | 40 | 184 | 144 | 46 | 190 | 134 | 46 | 180 | 70.5 | 82.1 | 73.2 |
| Taraba | 1,069 | 574 | 1,643 | 725 | 413 | 1,138 | 714 | 419 | 1,133 | 628 | 372 | 1,000 | 58.7 | 64.8 | 60.9 |
| Yobe | 682 | 285 | 967 | 557 | 247 | 804 | 566 | 242 | 808 | 528 | 230 | 758 | 77.4 | 80.7 | 78.4 |
| Zamfara | 341 | 84 | 425 | 234 | 61 | 295 | 207 | 55 | 262 | 199 | 50 | 249 | 58.4 | 59.5 | 58.6 |
| TOTAL | 29,920 | 19,894 | 49,814 | 21,040 | 14,188 | 35,228 | 20,038 | 13,748 | 33,786 | 19,055 | 13,293 | 32,348 | 63.7 | 66.8 | 64.9 |

Table 7. 18: Candidates Enrolment by Trade and Gender for NABTEB NBC/NTC: November/December 2019 Examination

| TRADE CODE | TRADE NAME | Male | Female | Total |
|------------|--|---------------|---------------|---------------|
| 010 | Agric. Equipment & Implement Mech. Works | 3 | 0 | 3 |
| 020 | Motor Vehicle Mechanics Works | 84 | 1 | 85 |
| 030 | Automobile Electrical Works | 6 | 1 | 7 |
| 040 | Electrical Install. & Maintenance Works | 307 | 7 | 314 |
| 050 | Fabrication & Welding | 86 | 0 | 86 |
| 060 | Mechanical Engineering Craft Practice | 92 | 2 | 94 |
| 070 | Electronics Works | 35 | 1 | 36 |
| 080 | Refrigeration & Air-Conditioning Works | 10 | 0 | 10 |
| 090 | Vehicle Body Building | 0 | 0 | 0 |
| 110 | Instrument Mechanics Works | 0 | 0 | 0 |
| 130 | Foundry Craft Practice | 0 | 0 | 0 |
| 150 | Marine Engineering Craft | 3 | 0 | 3 |
| 170 | Computer Craft Studies | 29 | 7 | 36 |
| 180 | Animal Husbandry | 7 | 6 | 13 |
| 200 | Fisheries | 3 | 7 | 10 |
| 210 | Blocklaying/Bricklaying & Concreting | 116 | 9 | 125 |
| 220 | Carpentry & Joinery | 28 | 0 | 28 |
| 230 | Furniture Making | 7 | 0 | 7 |
| 240 | Machine Wood Working | 0 | 0 | 0 |
| 250 | Painting & Decorating | 11 | 0 | 11 |
| 260 | Plumbing & Pipe-Fitting | 32 | 0 | 32 |
| 270 | Draughtmanship Craft Practice | 5 | 1 | 6 |
| 310 | Cosmetology | 1 | 0 | 1 |
| 320 | Men's Garment Making | 7 | 0 | 7 |
| 330 | Ladies Garment Making | 0 | 7 | 7 |
| 340 | Catering Craft Practice | 4 | 40 | 44 |
| 350 | Leather Trades | 1 | 0 | 1 |
| 360 | Printing Craft Practice | 7 | 5 | 12 |
| 370 | Textile Trades | 0 | 0 | 0 |
| 380 | Graphic Arts | 9 | 2 | 11 |
| 390 | Ceramics | 0 | 0 | 0 |
| 400 | Photographic Practice | 1 | 1 | 2 |
| 410 | Secretarial Duties | 4 | 11 | 15 |
| 420 | Book-Keeping | 2,191 | 2,242 | 4,433 |
| 430 | Salesmanship | 19 | 16 | 35 |
| 440 | Tourism | 9 | 9 | 18 |
| 450 | General Education | 12,198 | 9,706 | 21,904 |
| | TOTAL | 15,315 | 12,081 | 27,396 |

7.4 Joint Admissions and Matriculation Board (JAMB)

The Joint Admissions and Matriculation Board (JAMB) is statutorily responsible for the conduct of entrance examinations for tertiary institutions (Universities, Polytechnics, Colleges of Education, and Monotechnics) public and private in Nigeria. JAMB, over the years has been conducting separate examinations for different categories of tertiary institutions as well admit candidates into various programmes. Tables 7.19 – 7.24 present statistics of UTME for 2019/2020; it covers both applications and admissions (by institutions, faculty, and states) for public and private tertiary institutions.

Table 7. 19: UTME Application and Admission by Year and Gender: 2014/2015 – 2018/2019

| Year | Applications | | | | Admissions | | | |
|-----------|--------------|---------|-----------|----------|------------|---------|---------|----------|
| | Male | Female | Total | % Female | Male | Female | Total | % Female |
| 2014/2015 | 825,738 | 647,909 | 1,473,647 | 44.0 | 274,372 | 203,170 | 477,542 | 42.5 |
| 2015/2016 | 886,949 | 692,387 | 1,579,336 | 43.8 | 277,894 | 213,848 | 491,742 | 43.5 |
| 2016/2017 | 831,407 | 631,859 | 1,463,266 | 43.2 | 238,017 | 185,325 | 423,342 | 43.8 |
| 2017/2018 | 952,127 | 769,620 | 1,721,747 | 44.7 | 315,914 | 251,128 | 567,042 | 44.3 |
| 2018/2019 | 1,022,185 | 864,324 | 1,886,509 | 45.8 | 329,337 | 281,939 | 611,276 | 46.1 |

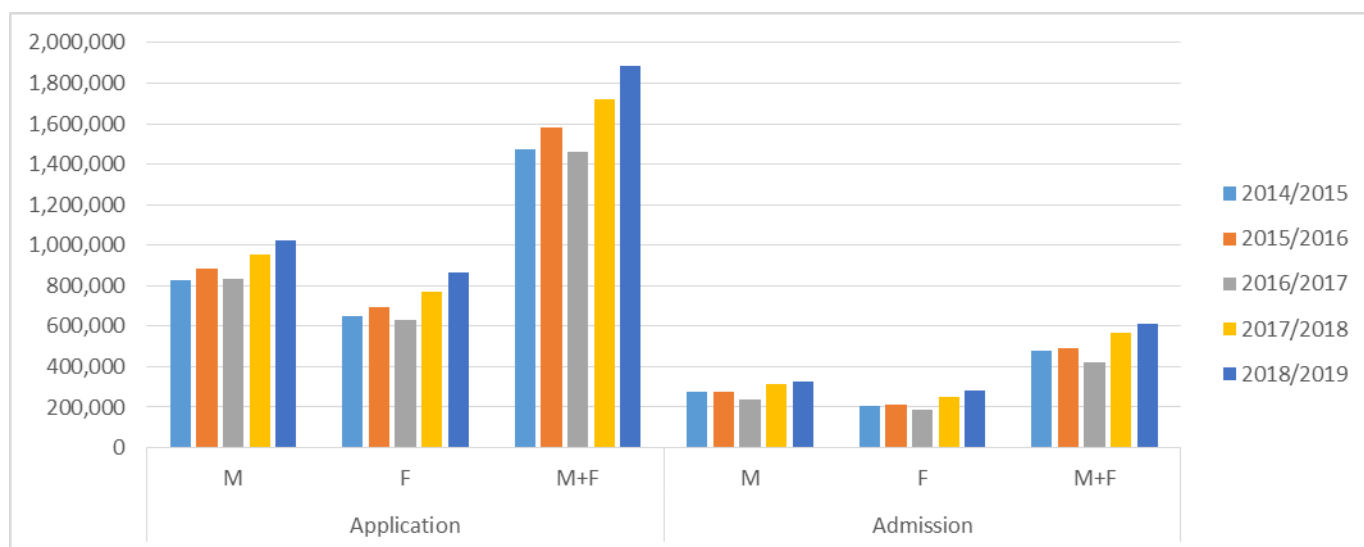


Figure 7. 5: UTME Applications and Admissions by Year and Gender: 2014/2015 – 2018/2019

Table 7. 20: UTME Applications by State, Faculty and Gender: 2019/2020

| State | Administration | | Agriculture | | Arts & Humanities | | Education | | Engineering/ Tech/Env | | Law/Legal Studies | | Med/Pharm/ Health Sci | | Sciences | | Social Sciences | | Total | |
|-------------|----------------|--------------|--------------|--------------|-------------------|--------------|--------------|--------------|-----------------------|--------------|-------------------|--------------|-----------------------|---------------|---------------|---------------|-----------------|---------------|----------------|---------------|
| | Male | Female | Male | Female | Male | Female | Male | Female | Male | Female | Male | Female | Male | Female | Male | Female | Male | Female | Male | Female |
| Abia | 1927 | 2990 | 393 | 575 | 970 | 1825 | 445 | 1230 | 6772 | 811 | 1455 | 2462 | 4324 | 10293 | 3322 | 2289 | 3598 | 5295 | 23206 | 27770 |
| Adamawa | 1219 | 920 | 283 | 129 | 523 | 620 | 543 | 644 | 3120 | 888 | 719 | 711 | 2622 | 2543 | 3624 | 2145 | 3745 | 2097 | 16398 | 10697 |
| Akwa Ibom | 1991 | 3289 | 434 | 583 | 2204 | 4065 | 2009 | 4955 | 9791 | 1187 | 1458 | 2431 | 4208 | 9713 | 3880 | 3428 | 5718 | 6395 | 31693 | 36046 |
| Anambra | 3106 | 4870 | 357 | 579 | 1830 | 3230 | 655 | 2029 | 8279 | 1117 | 2192 | 3638 | 7290 | 16276 | 4415 | 3139 | 4760 | 7149 | 32884 | 42027 |
| Bauchi | 1617 | 642 | 433 | 90 | 1300 | 566 | 1642 | 1045 | 2298 | 246 | 1117 | 527 | 6117 | 3772 | 4702 | 1845 | 3948 | 996 | 23174 | 9729 |
| Bayelsa | 795 | 1207 | 103 | 72 | 1111 | 1493 | 304 | 401 | 2444 | 261 | 664 | 1113 | 1367 | 2631 | 1234 | 755 | 1844 | 1881 | 9866 | 9814 |
| Benue | 5288 | 4844 | 973 | 819 | 2540 | 2015 | 1384 | 1481 | 7240 | 605 | 2653 | 2593 | 7001 | 7957 | 8528 | 4707 | 11148 | 8012 | 46755 | 33033 |
| Borno | 1071 | 625 | 379 | 203 | 819 | 832 | 941 | 743 | 4146 | 395 | 637 | 548 | 5375 | 6146 | 3743 | 1849 | 5120 | 1867 | 22231 | 13208 |
| Cross River | 973 | 1097 | 202 | 179 | 1167 | 1633 | 848 | 1103 | 3313 | 350 | 983 | 1397 | 4014 | 6628 | 3540 | 1628 | 4247 | 3866 | 19287 | 17881 |
| Delta | 3448 | 5343 | 395 | 330 | 2140 | 3702 | 912 | 1956 | 12561 | 1699 | 2319 | 4212 | 6953 | 15961 | 5725 | 3040 | 6147 | 7678 | 40600 | 43921 |
| Ebonyi | 922 | 1598 | 224 | 276 | 685 | 838 | 352 | 576 | 3258 | 329 | 1319 | 1310 | 3782 | 5905 | 1857 | 1220 | 3020 | 3754 | 15419 | 15806 |
| Edo | 2009 | 2814 | 342 | 320 | 2193 | 4006 | 530 | 1049 | 9577 | 1188 | 1561 | 3010 | 5704 | 13715 | 4195 | 2460 | 7159 | 7887 | 33270 | 36449 |
| Ekiti | 1950 | 2162 | 568 | 614 | 1526 | 1711 | 713 | 1119 | 5365 | 638 | 1098 | 1477 | 3395 | 6938 | 3768 | 3748 | 4962 | 4403 | 23345 | 22810 |
| Enugu | 2006 | 3948 | 270 | 772 | 1319 | 2155 | 480 | 2116 | 7072 | 801 | 1866 | 2807 | 8012 | 15827 | 3817 | 2877 | 4041 | 6413 | 28883 | 37716 |
| FCT | 475 | 369 | 73 | 16 | 408 | 333 | 208 | 192 | 667 | 62 | 187 | 279 | 374 | 603 | 675 | 358 | 1650 | 808 | 4717 | 3020 |
| Gombe | 487 | 306 | 274 | 69 | 1314 | 1476 | 739 | 720 | 1539 | 105 | 547 | 376 | 3607 | 3155 | 4689 | 2625 | 5206 | 1863 | 18402 | 10695 |
| Imo | 4035 | 6362 | 529 | 870 | 2194 | 3318 | 1098 | 3189 | 12566 | 1470 | 2595 | 4430 | 8453 | 21451 | 6654 | 4618 | 6056 | 9160 | 44180 | 54868 |
| Jigawa | 346 | 37 | 287 | 44 | 3146 | 1116 | 1930 | 895 | 1078 | 44 | 212 | 121 | 2438 | 1390 | 4842 | 1612 | 3484 | 469 | 17763 | 5728 |
| Kaduna | 3095 | 1933 | 1020 | 327 | 3738 | 3123 | 865 | 747 | 7616 | 632 | 1005 | 1337 | 6527 | 11041 | 11775 | 7556 | 13745 | 8352 | 49386 | 35048 |
| Kano | 2315 | 775 | 1534 | 220 | 5301 | 3167 | 3068 | 2941 | 5573 | 247 | 1047 | 956 | 8802 | 10481 | 12442 | 5379 | 12573 | 3841 | 52655 | 28007 |
| Katsina | 1392 | 264 | 454 | 80 | 4105 | 882 | 2191 | 1118 | 2552 | 74 | 410 | 258 | 2800 | 2110 | 10431 | 3700 | 5789 | 970 | 30124 | 9456 |
| Kebbi | 494 | 198 | 254 | 33 | 262 | 127 | 205 | 78 | 1317 | 44 | 252 | 167 | 2875 | 2482 | 5495 | 1384 | 2083 | 518 | 13237 | 5031 |
| Kogi | 2258 | 2433 | 819 | 829 | 1869 | 2064 | 819 | 925 | 7155 | 866 | 1580 | 2266 | 4590 | 8067 | 7618 | 5752 | 14070 | 10573 | 40778 | 33775 |
| Kwara | 4514 | 4726 | 845 | 750 | 2390 | 1778 | 1263 | 1352 | 7431 | 858 | 2019 | 2103 | 4294 | 9693 | 4701 | 3815 | 10125 | 9019 | 37582 | 34094 |
| Lagos | 2983 | 3231 | 250 | 216 | 1011 | 1070 | 613 | 890 | 3250 | 427 | 925 | 1305 | 1755 | 4304 | 2287 | 1282 | 4075 | 3960 | 17149 | 16685 |
| Nasarawa | 2728 | 1689 | 448 | 207 | 2158 | 1432 | 1434 | 948 | 2528 | 172 | 1136 | 923 | 3052 | 3293 | 6261 | 4065 | 8301 | 3679 | 28046 | 16408 |
| Niger | 1368 | 687 | 654 | 250 | 602 | 365 | 745 | 277 | 2895 | 181 | 559 | 537 | 2407 | 2978 | 5380 | 2954 | 6263 | 2552 | 20873 | 10781 |
| Ogun | 5747 | 7591 | 1344 | 1432 | 2573 | 3042 | 2073 | 3643 | 9597 | 1234 | 1931 | 2668 | 4722 | 12544 | 5539 | 3813 | 9147 | 9517 | 42673 | 45484 |
| Ondo | 3023 | 3507 | 808 | 774 | 1888 | 2123 | 1503 | 2425 | 7195 | 896 | 1729 | 2073 | 5493 | 10443 | 5270 | 4185 | 6710 | 5764 | 33619 | 32190 |
| Osun | 4141 | 5137 | 1338 | 1404 | 3278 | 3648 | 1560 | 2672 | 12242 | 1230 | 2163 | 2551 | 6827 | 16181 | 6904 | 5531 | 9251 | 8334 | 47704 | 46688 |
| Oyo | 5313 | 6668 | 1913 | 1794 | 3732 | 4059 | 1781 | 3024 | 12592 | 1350 | 2160 | 2500 | 5837 | 15878 | 6692 | 5616 | 11256 | 10193 | 51276 | 51082 |
| Plateau | 1896 | 2130 | 317 | 206 | 2155 | 2011 | 2119 | 2041 | 3671 | 319 | 1438 | 1495 | 4736 | 6134 | 4502 | 2513 | 10119 | 6704 | 30953 | 23553 |
| Rivers | 1452 | 2076 | 265 | 271 | 887 | 1451 | 1590 | 2260 | 7367 | 884 | 1609 | 2647 | 3215 | 7278 | 2988 | 1763 | 3505 | 4356 | 22878 | 22986 |
| Sokoto | 265 | 74 | 69 | 5 | 672 | 227 | 461 | 101 | 847 | 9 | 335 | 183 | 3670 | 2301 | 3817 | 662 | 2476 | 301 | 12612 | 3863 |
| Taraba | 1301 | 813 | 363 | 171 | 510 | 297 | 612 | 458 | 2168 | 250 | 502 | 338 | 2358 | 1622 | 3938 | 2707 | 5455 | 2774 | 17207 | 9430 |
| Yobe | 635 | 303 | 248 | 44 | 997 | 802 | 610 | 269 | 1002 | 36 | 416 | 355 | 2864 | 1811 | 4309 | 1464 | 2652 | 637 | 13733 | 5721 |
| Zamfara | 279 | 85 | 97 | 3 | 324 | 105 | 268 | 113 | 626 | 18 | 152 | 69 | 1446 | 993 | 3202 | 986 | 1041 | 193 | 7435 | 2565 |
| Foreign | 22 | 35 | 2 | 4 | 8 | 28 | 4 | 3 | 52 | 11 | 4 | 21 | 48 | 87 | 30 | 14 | 22 | 56 | 192 | 259 |
| National | 78886 | 87778 | 19561 | 15560 | 65849 | 66735 | 39517 | 51728 | 198762 | 21934 | 44954 | 58194 | 163354 | 280625 | 186791 | 109484 | 224511 | 172286 | 1022185 | 864324 |

Table 7. 21: Candidates that Sat for UTME by State, Faculty and Gender: 2019

| State | Administration | | Agriculture | | Arts and Humanities | | Education | | Engineering/ Tech/Env | | Law/ Legal Studies | | Med/Pharm/ Health Sciences | | Sciences | | Social Sciences | | Total | |
|-----------------|----------------|--------------|--------------|--------------|---------------------|--------------|--------------|--------------|-----------------------|--------------|--------------------|--------------|----------------------------|---------------|---------------|---------------|-----------------|---------------|---------------|---------------|
| | Male | Female | Male | Female | Male | Female | Male | Female | Male | Female | Male | Female | Male | Female | Male | Female | Male | Female | Male | Female |
| Abia | 1858 | 2908 | 380 | 559 | 935 | 1772 | 422 | 1204 | 6591 | 789 | 1390 | 2401 | 4150 | 10020 | 3188 | 2221 | 3441 | 5130 | 22355 | 27004 |
| Adamawa | 1164 | 903 | 276 | 121 | 501 | 594 | 518 | 629 | 3006 | 862 | 699 | 697 | 2548 | 2485 | 3505 | 2092 | 3597 | 2043 | 15814 | 10426 |
| Akwa Ibom | 1929 | 3194 | 417 | 569 | 2135 | 3967 | 1939 | 4836 | 9493 | 1154 | 1411 | 2390 | 4070 | 9463 | 3760 | 3329 | 5528 | 6241 | 30682 | 35143 |
| Anambra | 2967 | 4677 | 341 | 550 | 1766 | 3130 | 634 | 1958 | 7979 | 1087 | 2085 | 3525 | 6998 | 15747 | 4225 | 3040 | 4549 | 6894 | 31544 | 40608 |
| Bauchi | 1543 | 617 | 416 | 87 | 1239 | 524 | 1545 | 999 | 2210 | 237 | 1072 | 506 | 5913 | 3652 | 4500 | 1773 | 3797 | 964 | 22235 | 9359 |
| Bayelsa | 760 | 1169 | 92 | 70 | 1061 | 1448 | 288 | 380 | 2359 | 245 | 637 | 1068 | 1310 | 2558 | 1164 | 716 | 1734 | 1807 | 9405 | 9461 |
| Benue | 5106 | 4693 | 937 | 799 | 2431 | 1961 | 1323 | 1436 | 7041 | 581 | 2575 | 2548 | 6841 | 7769 | 8248 | 4580 | 10728 | 7804 | 45230 | 32171 |
| Borno | 1009 | 605 | 358 | 200 | 755 | 793 | 892 | 717 | 3984 | 383 | 609 | 537 | 5222 | 5983 | 3587 | 1790 | 4920 | 1821 | 21336 | 12829 |
| Cross River | 937 | 1056 | 190 | 170 | 1119 | 1570 | 807 | 1054 | 3212 | 337 | 947 | 1360 | 3873 | 6435 | 3417 | 1580 | 4084 | 3757 | 18586 | 17319 |
| Delta | 3312 | 5207 | 378 | 321 | 2056 | 3608 | 863 | 1892 | 12142 | 1649 | 2240 | 4130 | 6713 | 15591 | 5510 | 2961 | 5896 | 7451 | 39110 | 42810 |
| Ebonyi | 880 | 1539 | 216 | 267 | 659 | 808 | 339 | 557 | 3130 | 321 | 1275 | 1286 | 3624 | 5761 | 1796 | 1173 | 2879 | 3652 | 14798 | 15364 |
| Edo | 1945 | 2741 | 329 | 305 | 2117 | 3910 | 505 | 1014 | 9315 | 1152 | 1506 | 2957 | 5533 | 13345 | 4010 | 2386 | 6891 | 7681 | 32151 | 35491 |
| Ekiti | 1908 | 2108 | 554 | 594 | 1471 | 1675 | 689 | 1088 | 5254 | 617 | 1077 | 1455 | 3333 | 6849 | 3665 | 3673 | 4852 | 4312 | 22803 | 22371 |
| Enugu | 1931 | 3838 | 257 | 759 | 1269 | 2091 | 460 | 2049 | 6838 | 770 | 1794 | 2733 | 7700 | 15414 | 3683 | 2790 | 3844 | 6173 | 27776 | 36617 |
| FCT | 458 | 364 | 72 | 16 | 398 | 326 | 204 | 189 | 638 | 59 | 181 | 270 | 358 | 586 | 649 | 344 | 1594 | 782 | 4552 | 2936 |
| Gombe | 470 | 298 | 263 | 69 | 1269 | 1433 | 714 | 705 | 1493 | 102 | 519 | 369 | 3508 | 3091 | 4534 | 2557 | 5024 | 1815 | 17794 | 10439 |
| Imo | 3900 | 6211 | 508 | 840 | 2126 | 3203 | 1060 | 3085 | 12222 | 1428 | 2488 | 4321 | 8164 | 20837 | 6432 | 4479 | 5814 | 8837 | 42714 | 53241 |
| Jigawa | 332 | 36 | 269 | 42 | 2983 | 1084 | 1847 | 867 | 1045 | 43 | 197 | 118 | 2350 | 1347 | 4693 | 1559 | 3320 | 452 | 17036 | 5548 |
| Kaduna | 2987 | 1868 | 974 | 313 | 3596 | 3050 | 840 | 723 | 7351 | 616 | 972 | 1302 | 6320 | 10773 | 11362 | 7377 | 13226 | 8147 | 47628 | 34169 |
| Kano | 2221 | 739 | 1480 | 215 | 4872 | 2964 | 2901 | 2813 | 5385 | 234 | 999 | 920 | 8524 | 10184 | 11925 | 5181 | 12019 | 3680 | 50326 | 26930 |
| Katsina | 1335 | 255 | 440 | 77 | 3925 | 848 | 2077 | 1084 | 2448 | 70 | 386 | 250 | 2706 | 2039 | 10052 | 3616 | 5537 | 936 | 28906 | 9175 |
| Kebbi | 470 | 192 | 235 | 28 | 245 | 116 | 193 | 73 | 1214 | 39 | 239 | 164 | 2718 | 2364 | 5287 | 1333 | 1979 | 494 | 12580 | 4803 |
| Kogi | 2181 | 2362 | 791 | 809 | 1809 | 2007 | 789 | 892 | 6961 | 832 | 1539 | 2203 | 4484 | 7897 | 7359 | 5569 | 13583 | 10270 | 39496 | 32841 |
| Kwara | 4430 | 4639 | 824 | 736 | 2324 | 1738 | 1217 | 1326 | 7295 | 834 | 1977 | 2077 | 4204 | 9544 | 4563 | 3735 | 9882 | 8845 | 36716 | 33474 |
| Lagos | 2917 | 3173 | 240 | 213 | 989 | 1048 | 594 | 856 | 3181 | 419 | 902 | 1285 | 1710 | 4225 | 2240 | 1245 | 3958 | 3890 | 16731 | 16354 |
| Nasarawa | 2649 | 1647 | 431 | 201 | 2089 | 1402 | 1389 | 926 | 2446 | 164 | 1104 | 906 | 2967 | 3242 | 6075 | 3998 | 8071 | 3585 | 27221 | 16071 |
| Niger | 1341 | 672 | 635 | 246 | 585 | 358 | 718 | 270 | 2816 | 177 | 538 | 525 | 2347 | 2904 | 5210 | 2901 | 6107 | 2494 | 20297 | 10547 |
| Ogun | 5646 | 7462 | 1324 | 1412 | 2511 | 2992 | 2027 | 3579 | 9416 | 1213 | 1888 | 2636 | 4642 | 12345 | 5430 | 3751 | 8931 | 9337 | 41815 | 44727 |
| Ondo | 2954 | 3438 | 787 | 757 | 1834 | 2074 | 1457 | 2361 | 7043 | 871 | 1691 | 2044 | 5361 | 10281 | 5128 | 4092 | 6517 | 5627 | 32772 | 31545 |
| Osun | 4044 | 5057 | 1303 | 1385 | 3198 | 3576 | 1511 | 2601 | 12034 | 1206 | 2132 | 2524 | 6709 | 15932 | 6750 | 5424 | 9047 | 8205 | 46728 | 45910 |
| Oyo | 5211 | 6558 | 1882 | 1775 | 3664 | 3992 | 1729 | 2969 | 12363 | 1325 | 2127 | 2474 | 5730 | 15647 | 6557 | 5529 | 11034 | 10004 | 50297 | 50273 |
| Plateau | 1827 | 2081 | 305 | 198 | 2086 | 1956 | 2057 | 1980 | 3552 | 308 | 1396 | 1473 | 4623 | 5990 | 4359 | 2453 | 9805 | 6520 | 30010 | 22959 |
| Rivers | 1394 | 2023 | 256 | 259 | 846 | 1406 | 1531 | 2184 | 7121 | 844 | 1557 | 2576 | 3099 | 7066 | 2897 | 1703 | 3386 | 4246 | 22087 | 22307 |
| Sokoto | 248 | 68 | 59 | 5 | 603 | 208 | 424 | 94 | 794 | 7 | 314 | 174 | 3482 | 2211 | 3581 | 636 | 2324 | 284 | 11829 | 3687 |
| Taraba | 1247 | 793 | 349 | 168 | 483 | 289 | 582 | 446 | 2086 | 240 | 489 | 329 | 2294 | 1587 | 3821 | 2652 | 5242 | 2720 | 16593 | 9224 |
| Yobe | 606 | 297 | 237 | 44 | 949 | 782 | 582 | 254 | 969 | 35 | 399 | 348 | 2731 | 1747 | 4170 | 1409 | 2552 | 620 | 13195 | 5536 |
| Zamfara | 255 | 82 | 72 | 3 | 291 | 94 | 240 | 101 | 580 | 17 | 141 | 66 | 1333 | 944 | 2966 | 933 | 958 | 188 | 6836 | 2428 |
| Foreign | 19 | 32 | 2 | 4 | 8 | 27 | 4 | 2 | 42 | 8 | 3 | 18 | 32 | 71 | 21 | 11 | 18 | 52 | 149 | 225 |
| National | 76391 | 85602 | 18879 | 15186 | 63197 | 64824 | 37911 | 50193 | 193049 | 21275 | 43495 | 56965 | 158224 | 273926 | 180319 | 106591 | 216668 | 167760 | 988133 | 842322 |

Table 7. 22: Candidates that Passed the UTME by State, Faculty and Gender: 2019

| State | Administration | | Agriculture | | Arts and Humanities | | Education | | Engineering/ Tech/Env | | Law/ Legal Studies | | Med/Pharm/ Health Sciences | | Sciences | | Social Sciences | | Total | |
|-------------|----------------|--------------|--------------|--------------|---------------------|--------------|--------------|--------------|-----------------------|--------------|--------------------|--------------|----------------------------|---------------|---------------|---------------|-----------------|---------------|---------------|---------------|
| | Male | Female | Male | Female | Male | Female | Male | Female | Male | Female | Male | Female | Male | Female | Male | Female | Male | Female | Male | Female |
| Abia | 1545 | 2257 | 521 | 883 | 1139 | 2419 | 876 | 2090 | 6109 | 882 | 885 | 1381 | 3216 | 7893 | 3908 | 3230 | 3510 | 5153 | 21709 | 26188 |
| Adamawa | 1183 | 802 | 469 | 290 | 725 | 949 | 809 | 911 | 2447 | 689 | 489 | 396 | 1688 | 1608 | 4306 | 2571 | 3508 | 2098 | 15624 | 10314 |
| Akwa Ibom | 1438 | 2259 | 607 | 941 | 2348 | 4515 | 2919 | 6257 | 8659 | 1272 | 808 | 1216 | 3028 | 7264 | 4808 | 4339 | 5401 | 6131 | 30016 | 34194 |
| Anambra | 2103 | 2958 | 684 | 1397 | 1958 | 3709 | 1434 | 3812 | 7723 | 1650 | 1154 | 1663 | 5124 | 11357 | 5467 | 5283 | 5144 | 7945 | 30791 | 39774 |
| Bauchi | 1250 | 473 | 657 | 256 | 1705 | 816 | 1768 | 1058 | 2095 | 261 | 735 | 314 | 4487 | 2863 | 5410 | 2254 | 3890 | 1040 | 21997 | 9335 |
| Bayelsa | 555 | 846 | 210 | 249 | 1213 | 1668 | 692 | 984 | 2296 | 413 | 327 | 495 | 781 | 1544 | 1506 | 1186 | 1832 | 2095 | 9412 | 9480 |
| Benue | 4140 | 3658 | 1927 | 1536 | 2728 | 2403 | 2578 | 2302 | 6381 | 701 | 1864 | 1618 | 5446 | 6290 | 8748 | 4953 | 10965 | 8435 | 44777 | 31896 |
| Borno | 766 | 490 | 717 | 600 | 759 | 855 | 1243 | 1098 | 3710 | 487 | 343 | 301 | 3467 | 4280 | 4599 | 2445 | 5039 | 1976 | 20643 | 12532 |
| Cross River | 592 | 680 | 305 | 297 | 1204 | 1688 | 1721 | 2191 | 3184 | 463 | 520 | 639 | 2879 | 4742 | 3982 | 2632 | 3999 | 3815 | 18386 | 17147 |
| Delta | 2453 | 3627 | 582 | 776 | 2112 | 3670 | 2077 | 3943 | 11023 | 1877 | 1429 | 2371 | 5180 | 12325 | 7144 | 4597 | 6323 | 8822 | 38323 | 42008 |
| Ebonyi | 757 | 1202 | 346 | 541 | 789 | 1046 | 632 | 1082 | 3124 | 543 | 741 | 641 | 2782 | 4295 | 2332 | 1942 | 3002 | 3871 | 14505 | 15163 |
| Edo | 1422 | 1940 | 567 | 698 | 1958 | 3562 | 1295 | 2173 | 8706 | 1514 | 1076 | 2015 | 4359 | 11246 | 5126 | 3374 | 7191 | 8609 | 31700 | 35131 |
| Ekiti | 1247 | 1230 | 988 | 1152 | 1525 | 2079 | 1366 | 2093 | 4918 | 1016 | 584 | 692 | 2522 | 5281 | 4273 | 3956 | 5126 | 4648 | 22549 | 22147 |
| Enugu | 1516 | 2618 | 532 | 1428 | 1391 | 2619 | 1090 | 3552 | 6630 | 1037 | 1100 | 1448 | 5928 | 11655 | 4756 | 4689 | 4260 | 7059 | 27203 | 36105 |
| FCT | 303 | 243 | 80 | 40 | 838 | 700 | 185 | 138 | 602 | 60 | 118 | 167 | 264 | 418 | 743 | 458 | 1300 | 652 | 4433 | 2876 |
| Gombe | 374 | 223 | 460 | 153 | 2036 | 2020 | 1044 | 855 | 1293 | 114 | 362 | 233 | 2366 | 2019 | 5491 | 3278 | 4208 | 1527 | 17634 | 10422 |
| Imo | 3134 | 4648 | 982 | 1737 | 2413 | 4049 | 2059 | 4944 | 11188 | 1662 | 1543 | 2438 | 6254 | 16417 | 7766 | 6403 | 6251 | 9490 | 41590 | 51788 |
| Jigawa | 406 | 56 | 454 | 115 | 3150 | 1179 | 1897 | 900 | 1052 | 65 | 141 | 72 | 1887 | 1074 | 4761 | 1634 | 2850 | 387 | 16598 | 5482 |
| Kaduna | 1851 | 1128 | 1224 | 857 | 5349 | 4864 | 1017 | 1064 | 7016 | 854 | 570 | 726 | 4749 | 8242 | 12046 | 8302 | 11602 | 7258 | 45424 | 33295 |
| Kano | 1763 | 518 | 1852 | 446 | 7195 | 4547 | 3091 | 2895 | 4829 | 364 | 622 | 470 | 6381 | 7625 | 13568 | 6661 | 9994 | 2979 | 49295 | 26505 |
| Katsina | 838 | 171 | 588 | 328 | 5630 | 1380 | 1750 | 1003 | 2820 | 212 | 237 | 157 | 1790 | 1362 | 10125 | 3597 | 4247 | 781 | 28025 | 8991 |
| Kebbi | 351 | 140 | 381 | 74 | 311 | 188 | 414 | 169 | 1351 | 67 | 166 | 107 | 2163 | 1874 | 5320 | 1672 | 2026 | 503 | 12483 | 4794 |
| Kogi | 1536 | 1601 | 1115 | 1423 | 2576 | 3217 | 1593 | 1907 | 6365 | 1051 | 771 | 1017 | 3425 | 5925 | 8180 | 6221 | 13496 | 10266 | 39057 | 32628 |
| Kwara | 3432 | 3226 | 1242 | 1494 | 3199 | 3149 | 2356 | 2933 | 6681 | 1033 | 1219 | 1109 | 2994 | 6863 | 5676 | 4979 | 9729 | 8629 | 36528 | 33415 |
| Lagos | 1712 | 1777 | 432 | 500 | 1186 | 1527 | 1281 | 1669 | 3205 | 656 | 468 | 629 | 1217 | 3062 | 2363 | 1540 | 4342 | 4488 | 16206 | 15848 |
| Nasarawa | 1746 | 1094 | 773 | 501 | 4592 | 3046 | 1026 | 761 | 2437 | 200 | 640 | 440 | 2339 | 2558 | 6821 | 4435 | 6541 | 3088 | 26915 | 16123 |
| Niger | 900 | 444 | 760 | 441 | 1179 | 787 | 1000 | 499 | 2782 | 240 | 346 | 324 | 2117 | 2350 | 5168 | 3036 | 5751 | 2388 | 20003 | 10509 |
| Ogun | 3235 | 3961 | 1729 | 2168 | 2758 | 3808 | 3201 | 5054 | 9026 | 1718 | 1065 | 1368 | 3639 | 9744 | 6203 | 4566 | 10486 | 11742 | 41342 | 44129 |
| Ondo | 1825 | 1885 | 1345 | 1515 | 2432 | 3191 | 2492 | 3515 | 6504 | 1269 | 945 | 980 | 4127 | 8053 | 6047 | 4811 | 6690 | 6001 | 32407 | 31220 |
| Osun | 2509 | 2810 | 2021 | 2553 | 3165 | 4083 | 3188 | 4883 | 11322 | 1812 | 1210 | 1238 | 4967 | 11723 | 8029 | 6759 | 9644 | 9316 | 46055 | 45177 |
| Oyo | 3057 | 3382 | 2700 | 3104 | 4118 | 5242 | 3450 | 5240 | 11541 | 2092 | 1095 | 1138 | 4083 | 11300 | 7704 | 6647 | 11892 | 11394 | 49640 | 49539 |
| Plateau | 1126 | 1110 | 522 | 462 | 4553 | 4530 | 1804 | 1569 | 3378 | 471 | 788 | 739 | 3184 | 4230 | 5719 | 3690 | 8475 | 5919 | 29549 | 22720 |
| Rivers | 1029 | 1360 | 379 | 579 | 1114 | 2027 | 2643 | 4045 | 6246 | 851 | 977 | 1431 | 2151 | 4826 | 4077 | 2945 | 3284 | 4129 | 21900 | 22193 |
| Sokoto | 196 | 47 | 172 | 43 | 637 | 231 | 729 | 210 | 676 | 21 | 205 | 117 | 2553 | 1654 | 4128 | 1001 | 2244 | 311 | 11540 | 3635 |
| Taraba | 1093 | 692 | 528 | 310 | 663 | 448 | 746 | 550 | 2046 | 366 | 332 | 181 | 1717 | 1158 | 4299 | 2832 | 4917 | 2603 | 16341 | 9140 |
| Yobe | 452 | 217 | 327 | 83 | 1102 | 948 | 676 | 339 | 1210 | 98 | 246 | 197 | 2094 | 1255 | 3832 | 1434 | 2583 | 662 | 12522 | 5233 |
| Zamfara | 222 | 68 | 107 | 32 | 319 | 114 | 269 | 151 | 571 | 18 | 97 | 44 | 1091 | 747 | 3043 | 1018 | 896 | 194 | 6615 | 2386 |
| Foreign | 17 | 25 | 2 | 3 | 10 | 26 | 5 | 18 | 44 | 12 | 2 | 9 | 37 | 63 | 33 | 16 | 22 | 51 | 172 | 223 |
| National | 54074 | 55866 | 29287 | 30005 | 82079 | 87299 | 58416 | 78857 | 181190 | 28111 | 26220 | 30521 | 118476 | 207185 | 207507 | 135386 | 212660 | 176455 | 969909 | 829685 |

Table 7. 23: UTME Admission (Degree) by State, Faculty and Gender: 2019/2020

| State | Administration | | Agriculture | | Arts & Humanities | | Education | | Engineering/ Tech/Env | | Law/ Legal Studies | | Med/Pharm/ Health Sci | | Sciences | | Social Sciences | | Total | |
|-------------|----------------|--------------|--------------|--------------|-------------------|--------------|--------------|--------------|-----------------------|-------------|--------------------|-------------|-----------------------|--------------|--------------|--------------|-----------------|--------------|---------------|---------------|
| | Male | Female | Male | Female | Male | Female | Male | Female | Male | Female | Male | Female | Male | Female | Male | Female | Male | Female | Male | Female |
| Abia | 583 | 783 | 229 | 432 | 497 | 1127 | 538 | 1302 | 1740 | 276 | 185 | 261 | 784 | 1472 | 1553 | 1385 | 881 | 1123 | 6990 | 8161 |
| Adamawa | 596 | 335 | 303 | 203 | 196 | 223 | 689 | 670 | 796 | 229 | 50 | 52 | 111 | 135 | 1673 | 946 | 1376 | 906 | 5790 | 3699 |
| Akwa Ibom | 339 | 489 | 340 | 546 | 680 | 1223 | 1366 | 2567 | 1965 | 357 | 115 | 161 | 500 | 741 | 1623 | 1515 | 985 | 1030 | 7913 | 8629 |
| Anambra | 726 | 1008 | 358 | 671 | 833 | 1375 | 1012 | 2763 | 2159 | 451 | 219 | 274 | 1063 | 1677 | 2291 | 2563 | 1434 | 1940 | 10095 | 12722 |
| Bauchi | 367 | 124 | 191 | 47 | 336 | 158 | 1236 | 572 | 466 | 79 | 93 | 32 | 397 | 178 | 1254 | 540 | 936 | 271 | 5276 | 2001 |
| Bayelsa | 151 | 221 | 130 | 184 | 442 | 649 | 470 | 706 | 874 | 219 | 72 | 91 | 220 | 341 | 749 | 658 | 719 | 798 | 3827 | 3867 |
| Benue | 617 | 574 | 1073 | 862 | 642 | 635 | 1357 | 1038 | 1150 | 191 | 85 | 77 | 457 | 371 | 2073 | 1092 | 1341 | 1033 | 8795 | 5873 |
| Borno | 263 | 172 | 332 | 214 | 212 | 155 | 934 | 778 | 866 | 213 | 66 | 33 | 186 | 163 | 1562 | 1009 | 1177 | 464 | 5598 | 3201 |
| Cross River | 210 | 224 | 154 | 169 | 397 | 570 | 1110 | 1429 | 1042 | 178 | 56 | 88 | 610 | 723 | 1431 | 1155 | 981 | 1056 | 5991 | 5592 |
| Delta | 443 | 659 | 271 | 429 | 716 | 1389 | 1361 | 2597 | 2301 | 485 | 208 | 345 | 767 | 1192 | 2628 | 1947 | 1181 | 1524 | 9876 | 10567 |
| Ebonyi | 318 | 463 | 128 | 195 | 393 | 445 | 426 | 710 | 659 | 90 | 154 | 105 | 592 | 583 | 955 | 907 | 885 | 927 | 4510 | 4425 |
| Edo | 180 | 278 | 281 | 357 | 571 | 1038 | 909 | 1498 | 1638 | 304 | 101 | 208 | 568 | 950 | 1873 | 1228 | 1323 | 1579 | 7444 | 7440 |
| Ekiti | 331 | 362 | 324 | 390 | 525 | 757 | 791 | 1355 | 982 | 195 | 94 | 162 | 379 | 573 | 1486 | 1324 | 901 | 740 | 5813 | 5858 |
| Enugu | 444 | 629 | 270 | 638 | 511 | 707 | 754 | 2310 | 1616 | 269 | 144 | 166 | 1010 | 1131 | 1598 | 1633 | 948 | 1258 | 7295 | 8741 |
| FCT | 34 | 17 | 28 | 17 | 43 | 30 | 75 | 51 | 105 | 18 | 10 | 15 | 21 | 44 | 136 | 90 | 145 | 85 | 597 | 367 |
| Gombe | 94 | 69 | 106 | 39 | 279 | 392 | 718 | 544 | 323 | 41 | 28 | 25 | 211 | 147 | 1354 | 950 | 1311 | 507 | 4424 | 2714 |
| Imo | 878 | 1164 | 548 | 956 | 1013 | 1520 | 1306 | 3197 | 2655 | 489 | 266 | 355 | 1184 | 2163 | 2906 | 2539 | 1414 | 1903 | 12170 | 14286 |
| Jigawa | 71 | 8 | 161 | 52 | 494 | 195 | 607 | 175 | 224 | 15 | 41 | 15 | 179 | 65 | 878 | 283 | 444 | 64 | 3099 | 872 |
| Kaduna | 291 | 194 | 239 | 142 | 507 | 553 | 1053 | 1038 | 1037 | 139 | 60 | 67 | 222 | 251 | 1924 | 1385 | 1478 | 854 | 6811 | 4623 |
| Kano | 305 | 107 | 683 | 228 | 772 | 413 | 2023 | 1422 | 1179 | 80 | 136 | 96 | 590 | 608 | 2654 | 1186 | 1621 | 488 | 9963 | 4628 |
| Katsina | 188 | 48 | 157 | 49 | 352 | 118 | 1103 | 443 | 488 | 36 | 50 | 50 | 104 | 66 | 1612 | 634 | 788 | 156 | 4842 | 1600 |
| Kebbi | 90 | 27 | 205 | 52 | 99 | 52 | 384 | 132 | 232 | 27 | 32 | 21 | 120 | 96 | 1107 | 497 | 346 | 139 | 2615 | 1043 |
| Kogi | 286 | 319 | 456 | 639 | 843 | 1126 | 1021 | 1235 | 1449 | 286 | 90 | 149 | 399 | 502 | 2280 | 1725 | 2042 | 1761 | 8866 | 7742 |
| Kwara | 527 | 525 | 528 | 726 | 799 | 754 | 1462 | 1916 | 1401 | 240 | 150 | 148 | 402 | 550 | 1897 | 1703 | 1348 | 1345 | 8514 | 7907 |
| Lagos | 410 | 459 | 142 | 194 | 379 | 590 | 842 | 1194 | 603 | 132 | 81 | 143 | 165 | 253 | 769 | 609 | 686 | 733 | 4077 | 4307 |
| Nasarawa | 473 | 368 | 174 | 139 | 304 | 293 | 589 | 379 | 398 | 47 | 46 | 49 | 133 | 125 | 1256 | 824 | 1199 | 677 | 4572 | 2901 |
| Niger | 163 | 92 | 226 | 195 | 240 | 226 | 581 | 341 | 584 | 97 | 45 | 52 | 126 | 134 | 1068 | 684 | 1063 | 499 | 4096 | 2320 |
| Ogun | 642 | 715 | 600 | 826 | 746 | 942 | 2026 | 3234 | 1575 | 343 | 177 | 228 | 481 | 840 | 1890 | 1512 | 1155 | 1316 | 9292 | 9956 |
| Ondo | 434 | 452 | 490 | 596 | 727 | 930 | 1590 | 2314 | 1308 | 271 | 152 | 189 | 565 | 773 | 2096 | 1551 | 1016 | 930 | 8378 | 8006 |
| Osun | 575 | 685 | 828 | 1084 | 923 | 1258 | 2209 | 3409 | 2138 | 375 | 173 | 244 | 678 | 1182 | 2630 | 2280 | 1174 | 1217 | 11328 | 11734 |
| Oyo | 600 | 697 | 1062 | 1405 | 959 | 1138 | 2299 | 3544 | 2389 | 490 | 151 | 151 | 602 | 1014 | 2590 | 2171 | 1267 | 1176 | 11919 | 11786 |
| Plateau | 282 | 280 | 92 | 78 | 418 | 481 | 1008 | 879 | 553 | 102 | 61 | 65 | 190 | 158 | 1085 | 679 | 1322 | 824 | 5011 | 3546 |
| Rivers | 344 | 473 | 230 | 405 | 598 | 1194 | 1527 | 2547 | 1889 | 326 | 230 | 365 | 357 | 639 | 1934 | 1671 | 973 | 1393 | 8082 | 9013 |
| Sokoto | 58 | 17 | 127 | 29 | 273 | 113 | 637 | 233 | 147 | 16 | 33 | 23 | 125 | 71 | 1248 | 461 | 611 | 106 | 3259 | 1069 |
| Taraba | 346 | 288 | 274 | 175 | 258 | 169 | 501 | 373 | 534 | 70 | 27 | 31 | 89 | 58 | 1529 | 1153 | 1708 | 1066 | 5266 | 3383 |
| Yobe | 299 | 129 | 143 | 31 | 184 | 128 | 796 | 370 | 263 | 22 | 60 | 44 | 181 | 114 | 1128 | 480 | 847 | 248 | 3901 | 1566 |
| Zamfara | 51 | 17 | 38 | 16 | 92 | 29 | 217 | 118 | 104 | 7 | 24 | 12 | 103 | 39 | 515 | 222 | 206 | 74 | 1350 | 534 |
| Foreign | 1 | 6 | 2 | 0 | 4 | 8 | 5 | 9 | 12 | 2 | 0 | 0 | 8 | 13 | 10 | 6 | 8 | 13 | 50 | 57 |
| National | 13010 | 13477 | 11923 | 13410 | 18257 | 23103 | 37532 | 49392 | 39844 | 7207 | 3765 | 4592 | 14879 | 20135 | 59245 | 43197 | 39240 | 32223 | 237695 | 206736 |

Table 7. 24: UTME Admission (ND/NCE) by State, Faculty and Gender: 2019/2020

| State | Agriculture | | Arts | | Engineering/ Tech/Env | | Health | | Sciences | | Social Sciences | | Total | |
|-----------------|-------------|-------------|--------------|--------------|--------------------------|-------------|-------------|-------------|--------------|--------------|-----------------|--------------|--------------|--------------|
| | Male | Female | Male | Female | Male | Female | Male | Female | Male | Female | Male | Female | Male | Female |
| Abia | 31 | 68 | 34 | 141 | 421 | 139 | 54 | 160 | 137 | 111 | 228 | 481 | 905 | 1100 |
| Adamawa | 14 | 13 | 278 | 421 | 62 | 5 | 14 | 38 | 211 | 244 | 64 | 64 | 643 | 785 |
| Akwa Ibom | 17 | 30 | 179 | 596 | 865 | 181 | 101 | 353 | 345 | 416 | 378 | 664 | 1885 | 2240 |
| Anambra | 52 | 75 | 83 | 547 | 620 | 231 | 57 | 224 | 239 | 313 | 258 | 560 | 1309 | 1950 |
| Bauchi | 157 | 102 | 834 | 401 | 319 | 25 | 148 | 99 | 966 | 345 | 339 | 133 | 2763 | 1105 |
| Bayelsa | 3 | 4 | 13 | 27 | 87 | 20 | 18 | 30 | 40 | 17 | 71 | 117 | 232 | 215 |
| Benue | 101 | 106 | 253 | 315 | 480 | 122 | 92 | 152 | 264 | 192 | 350 | 437 | 1540 | 1324 |
| Borno | 31 | 19 | 179 | 320 | 124 | 17 | 63 | 91 | 200 | 212 | 105 | 45 | 702 | 704 |
| Cross River | 24 | 25 | 171 | 258 | 337 | 76 | 56 | 167 | 227 | 152 | 195 | 246 | 1010 | 924 |
| Delta | 60 | 82 | 70 | 228 | 1099 | 272 | 102 | 389 | 503 | 274 | 616 | 1207 | 2450 | 2452 |
| Ebonyi | 61 | 142 | 40 | 132 | 716 | 226 | 85 | 220 | 193 | 176 | 259 | 530 | 1354 | 1426 |
| Edo | 52 | 82 | 58 | 173 | 744 | 239 | 65 | 192 | 222 | 137 | 397 | 663 | 1538 | 1486 |
| Ekiti | 169 | 169 | 155 | 348 | 750 | 261 | 86 | 267 | 243 | 266 | 492 | 590 | 1895 | 1901 |
| Enugu | 43 | 82 | 78 | 590 | 593 | 148 | 80 | 248 | 225 | 450 | 244 | 638 | 1263 | 2156 |
| FCT | 12 | 4 | 522 | 432 | 87 | 7 | 2 | 7 | 155 | 80 | 56 | 26 | 834 | 556 |
| Gombe | 168 | 47 | 1297 | 1127 | 150 | 12 | 124 | 82 | 1522 | 810 | 147 | 87 | 3408 | 2165 |
| Imo | 74 | 133 | 140 | 526 | 698 | 217 | 112 | 431 | 338 | 359 | 507 | 957 | 1869 | 2623 |
| Jigawa | 81 | 21 | 300 | 76 | 355 | 23 | 127 | 80 | 491 | 75 | 354 | 50 | 1708 | 325 |
| Kaduna | 437 | 363 | 2508 | 2221 | 1549 | 284 | 312 | 814 | 2703 | 1930 | 1319 | 925 | 8828 | 6537 |
| Kano | 156 | 47 | 2206 | 1516 | 775 | 107 | 285 | 465 | 1824 | 1038 | 657 | 237 | 5903 | 3410 |
| Katsina | 125 | 127 | 2267 | 650 | 796 | 89 | 157 | 112 | 1996 | 408 | 440 | 92 | 5781 | 1478 |
| Kebbi | 48 | 12 | 43 | 41 | 226 | 10 | 68 | 52 | 175 | 74 | 197 | 36 | 757 | 225 |
| Kogi | 97 | 147 | 537 | 750 | 1042 | 274 | 132 | 310 | 673 | 545 | 681 | 807 | 3162 | 2833 |
| Kwara | 107 | 152 | 868 | 1198 | 785 | 158 | 98 | 358 | 533 | 572 | 793 | 956 | 3184 | 3394 |
| Lagos | 104 | 121 | 242 | 389 | 616 | 175 | 66 | 181 | 221 | 157 | 505 | 665 | 1754 | 1688 |
| Nasarawa | 197 | 145 | 1250 | 831 | 372 | 41 | 50 | 51 | 900 | 519 | 213 | 158 | 2982 | 1745 |
| Niger | 165 | 48 | 566 | 315 | 551 | 32 | 107 | 114 | 497 | 213 | 311 | 155 | 2197 | 877 |
| Ogun | 203 | 283 | 653 | 1268 | 1659 | 402 | 230 | 675 | 660 | 622 | 1551 | 1904 | 4956 | 5154 |
| Ondo | 248 | 232 | 435 | 874 | 939 | 261 | 210 | 416 | 525 | 515 | 704 | 786 | 3061 | 3084 |
| Osun | 217 | 260 | 450 | 935 | 1873 | 446 | 248 | 718 | 752 | 685 | 1197 | 1427 | 4737 | 4471 |
| Oyo | 460 | 393 | 1071 | 2155 | 2110 | 506 | 259 | 955 | 751 | 821 | 1771 | 2075 | 6422 | 6905 |
| Plateau | 242 | 255 | 2585 | 2777 | 852 | 161 | 165 | 256 | 1407 | 930 | 804 | 827 | 6055 | 5206 |
| Rivers | 25 | 27 | 34 | 86 | 445 | 128 | 61 | 168 | 178 | 66 | 211 | 290 | 954 | 765 |
| Sokoto | 10 | 6 | 7 | 5 | 15 | 1 | 12 | 14 | 32 | 11 | 27 | 5 | 103 | 42 |
| Taraba | 24 | 17 | 123 | 106 | 83 | 18 | 44 | 40 | 149 | 54 | 79 | 49 | 502 | 284 |
| Yobe | 42 | 5 | 704 | 669 | 427 | 47 | 213 | 121 | 1095 | 568 | 357 | 129 | 2838 | 1539 |
| Zamfara | 8 | 10 | 20 | 22 | 48 | 3 | 20 | 15 | 34 | 73 | 23 | 4 | 153 | 127 |
| Foreign | 0 | 0 | 0 | 1 | 3 | 0 | 0 | 0 | 1 | 0 | 1 | 1 | 5 | 2 |
| National | 4065 | 3854 | 21253 | 23467 | 23673 | 5364 | 4123 | 9065 | 21627 | 14430 | 16901 | 19023 | 91642 | 75203 |

7.5.0 TEACHERS REGISTRATION COUNCIL OF NIGERIA (TRCN)

The Teachers Registration Council of Nigeria (TRCN) was established with the mandate to promote excellence in education through effective registration and licensing of teachers. TRCN promotes professionalism through accreditation, monitoring and supervision of teacher training programmes, mandatory continuing professional development and maintenance of discipline among teachers at all levels of the education system.

Table 7. 25: Summary of TRCN Registered Members: 2014/2015-2018/2019

| Year | Primary | | | | Secondary | | | | Tertiary | | | |
|-----------|---------|---------|-----------|---------|-----------|---------|---------|---------|----------|--------|--------|---------|
| | Male | Female | Total | %female | Male | Female | Total | %female | Male | Female | Total | %female |
| 2014/2015 | 386,896 | 508,574 | 895,470 | 56.8 | 197,757 | 201,532 | 399,289 | 50.5 | 12,438 | 7,560 | 19,998 | 37.8 |
| 2015/2016 | 464,275 | 610,289 | 1,074,564 | 56.8 | 217,538 | 221,687 | 439,225 | 50.5 | 12,369 | 7,737 | 20,106 | 38.5 |
| 2016/2017 | 557,133 | 732,347 | 1,289,480 | 56.8 | 239,293 | 243,857 | 483,150 | 50.5 | 12,491 | 7,714 | 20,205 | 38.2 |
| 2017/2018 | 569,626 | 741,362 | 1,310,988 | 56.5 | 251,077 | 255,885 | 506,962 | 50.5 | 13,261 | 8,091 | 21,352 | 37.9 |
| 2018/2019 | 605,625 | 778,347 | 1,383,972 | 56.2 | 263,619 | 268,661 | 532,280 | 50.5 | 13,910 | 8,478 | 22,388 | 37.9 |

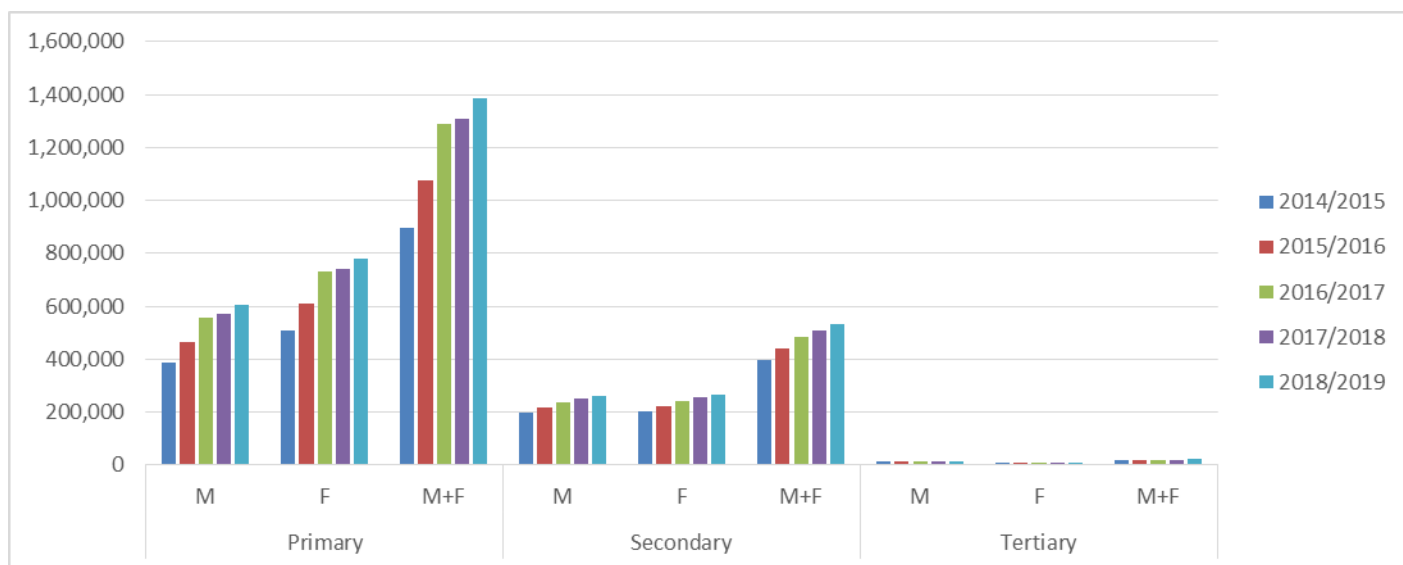


Figure 7. 6: Summary of TRCN Registered Members: 2014/2015-2018/2019

Table 7. 26: TRCN Registered Members by State, Sector and Gender: 2018/2019

| State | Primary | | | Secondary | | | Tertiary | | |
|-----------------|---------------|---------------|----------------|---------------|---------------|---------------|--------------|-------------|--------------|
| | Male | Female | Total | Male | Female | Total | Male | Female | Total |
| Abia | 8569 | 38639 | 47208 | 5057 | 8115 | 13172 | 151 | 135 | 286 |
| Adamawa | 22962 | 13176 | 36138 | 5847 | 3998 | 9845 | 456 | 207 | 663 |
| Akwa Ibom | 17350 | 33392 | 50742 | 7908 | 7309 | 15217 | 213 | 159 | 372 |
| Anambra | 5463 | 36724 | 42187 | 4750 | 10864 | 15614 | 280 | 413 | 693 |
| Bauchi | 18125 | 6345 | 24470 | 4392 | 3042 | 7434 | 238 | 296 | 534 |
| Bayelsa | 18125 | 13094 | 31219 | 5053 | 4316 | 9369 | 114 | 121 | 235 |
| Benue | 38080 | 22894 | 60974 | 9796 | 4770 | 14566 | 398 | 172 | 570 |
| Borno | 10997 | 12602 | 23599 | 4600 | 4767 | 9367 | 728 | 388 | 1116 |
| Cross River | 13913 | 20422 | 34335 | 5001 | 4468 | 9469 | 183 | 122 | 305 |
| Delta | 14144 | 36845 | 50989 | 9978 | 16229 | 26207 | 512 | 313 | 825 |
| Ebonyi | 12881 | 14022 | 26903 | 4766 | 4753 | 9519 | 196 | 143 | 339 |
| Edo | 10548 | 29847 | 40395 | 6139 | 7269 | 13408 | 23 | 201 | 224 |
| Ekiti | 9361 | 22295 | 31656 | 7743 | 9261 | 17004 | 246 | 143 | 389 |
| Enugu | 13888 | 29279 | 43167 | 5469 | 7968 | 13437 | 327 | 292 | 619 |
| FCT | 12572 | 23029 | 35601 | 8087 | 10089 | 18176 | 272 | 226 | 498 |
| Gombe | 13209 | 8590 | 21799 | 4998 | 3379 | 8377 | 294 | 171 | 465 |
| Imo | 39384 | 33675 | 73059 | 8054 | 10726 | 18780 | 262 | 174 | 436 |
| Jigawa | 11780 | 2905 | 14685 | 2657 | 2097 | 4754 | 206 | 93 | 299 |
| Kaduna | 20020 | 27398 | 47418 | 10038 | 8203 | 18241 | 947 | 531 | 1478 |
| Kano | 23497 | 8416 | 31913 | 10053 | 5310 | 15363 | 742 | 378 | 1120 |
| Katsina | 20212 | 8113 | 28325 | 5501 | 3251 | 8752 | 415 | 166 | 581 |
| Kebbi | 8736 | 5767 | 14503 | 4581 | 3208 | 7789 | 343 | 128 | 471 |
| Kogi | 38770 | 21072 | 59842 | 7371 | 6238 | 13609 | 272 | 138 | 410 |
| Kwara | 18245 | 31350 | 49595 | 7695 | 7691 | 15386 | 578 | 263 | 841 |
| Lagos | 12965 | 45319 | 58284 | 14029 | 26288 | 40317 | 702 | 468 | 1170 |
| Nasarawa | 14134 | 8627 | 22761 | 8124 | 4561 | 12685 | 217 | 137 | 354 |
| Niger | 18725 | 14604 | 33329 | 9284 | 6172 | 15456 | 485 | 222 | 707 |
| Ogun | 13341 | 34057 | 47398 | 9202 | 13075 | 22277 | 420 | 298 | 718 |
| Ondo | 12265 | 28496 | 40761 | 12126 | 8795 | 20921 | 345 | 193 | 538 |
| Osun | 14547 | 27936 | 42483 | 7699 | 6561 | 14260 | 425 | 193 | 618 |
| Oyo | 19873 | 59199 | 79072 | 13584 | 16847 | 30431 | 678 | 338 | 1016 |
| Plateau | 20436 | 16626 | 37062 | 6875 | 5698 | 12573 | 429 | 268 | 697 |
| Rivers | 15271 | 21813 | 37084 | 9245 | 9695 | 18940 | 369 | 281 | 650 |
| Sokoto | 9026 | 5323 | 14349 | 4885 | 4083 | 8968 | 274 | 147 | 421 |
| Taraba | 14811 | 7066 | 21877 | 4547 | 2961 | 7508 | 278 | 132 | 410 |
| Yobe | 6967 | 4992 | 11959 | 4477 | 3112 | 7589 | 541 | 301 | 842 |
| Zamfara | 12433 | 4398 | 16831 | 4008 | 3492 | 7500 | 351 | 127 | 478 |
| National | 605625 | 778347 | 1383972 | 263619 | 268661 | 532280 | 13910 | 8478 | 22388 |

Table 7. 27: Enrolment for Professional Qualifying Examination by State and Performance: 2019

| State | May Diet | | | October Diet | | | December Diet | | |
|-----------------|---------------|---------------|-------------|---------------|---------------|-------------|---------------|---------------|-------------|
| | Enrolment | Passed | Percentage | Enrolment | Passed | Percentage | Enrolment | Passed | Percentage |
| Abia | 205 | 167 | 81.5 | 521 | 411 | 78.9 | 781 | 563 | 72.1 |
| Adamawa | 875 | 611 | 69.8 | 1,503 | 882 | 58.7 | 3,779 | 2,469 | 65.3 |
| Akwa Ibom | 674 | 604 | 89.6 | 2,119 | 1,456 | 68.7 | 1,360 | 1,125 | 82.7 |
| Anambra | 408 | 364 | 89.2 | 2,751 | 2,150 | 78.2 | 2,598 | 1,901 | 73.2 |
| Bauchi | 2,386 | 1,459 | 61.1 | 2,675 | 1,680 | 62.8 | 3,001 | 2,100 | 70.0 |
| Bayelsa | 209 | 175 | 83.7 | 339 | 273 | 80.5 | 530 | 447 | 84.3 |
| Benue | 411 | 324 | 78.8 | 1,895 | 1,374 | 72.5 | 1,910 | 1,489 | 78.0 |
| Borno | 598 | 311 | 52.0 | 1,251 | 608 | 48.6 | 820 | 512 | 62.4 |
| Cross River | 570 | 394 | 69.1 | 571 | 413 | 72.3 | 600 | 436 | 72.7 |
| Delta | 651 | 459 | 70.5 | 878 | 592 | 67.4 | 860 | 592 | 68.8 |
| Ebonyi | 554 | 484 | 87.4 | 1,040 | 806 | 77.5 | 1,210 | 863 | 71.3 |
| Edo | 272 | 219 | 80.5 | 1,109 | 824 | 74.3 | 1,036 | 750 | 72.4 |
| Ekiti | 319 | 230 | 72.1 | 729 | 539 | 73.9 | 537 | 426 | 79.3 |
| Enugu | 721 | 589 | 81.7 | 1,163 | 891 | 76.6 | 1,623 | 1,103 | 68.0 |
| FCT | 1,557 | 1,268 | 81.4 | 4,214 | 2,936 | 69.7 | 3,525 | 2,564 | 72.7 |
| Gombe | 427 | 295 | 69.1 | 1,764 | 975 | 55.3 | 1,839 | 1,259 | 68.5 |
| Imo | 2,132 | 1,761 | 82.6 | 3,195 | 2,137 | 66.9 | 1,663 | 1,033 | 62.1 |
| Jigawa | 1,109 | 719 | 64.8 | 971 | 637 | 65.6 | 1,488 | 1,156 | 77.7 |
| Kaduna | 3,258 | 2,615 | 80.3 | 4,616 | 3,414 | 74.0 | 4,008 | 2,634 | 65.7 |
| Kano | 1,005 | 622 | 61.9 | 990 | 741 | 74.8 | 1,450 | 1,050 | 72.4 |
| Katsina | 1,433 | 985 | 68.7 | 1,963 | 1,351 | 68.8 | 2,076 | 1,454 | 70.0 |
| Kebbi | 302 | 195 | 64.6 | 1,490 | 639 | 42.9 | 3,084 | 1,841 | 59.7 |
| Kogi | 371 | 244 | 65.8 | 1,520 | 937 | 61.6 | 981 | 604 | 61.6 |
| Kwara | 611 | 468 | 76.6 | 1,991 | 1,078 | 54.1 | 3,020 | 1,691 | 56.0 |
| Lagos | 900 | 813 | 90.3 | 5,117 | 4,324 | 84.5 | 8,224 | 6,067 | 73.8 |
| Nasarawa | 396 | 306 | 77.3 | 1,190 | 718 | 60.3 | 2,223 | 1,431 | 64.4 |
| Niger | 1,138 | 665 | 58.4 | 2,068 | 1,122 | 54.3 | 2,338 | 1,469 | 62.8 |
| Ogun | 339 | 311 | 91.7 | 2,001 | 1,556 | 77.8 | 4,449 | 3,374 | 75.8 |
| Ondo | 394 | 337 | 85.5 | 865 | 581 | 67.2 | 853 | 544 | 63.8 |
| Osun | 210 | 188 | 89.5 | 960 | 670 | 69.8 | 780 | 579 | 74.2 |
| Oyo | 591 | 517 | 87.5 | 5,145 | 3,493 | 67.9 | 5,599 | 4,243 | 75.8 |
| Plateau | 2,768 | 2,255 | 81.5 | 3,709 | 2,812 | 75.8 | 2,390 | 1,914 | 80.1 |
| Rivers | 499 | 443 | 88.8 | 2,877 | 2,264 | 78.7 | 2,219 | 1,460 | 65.8 |
| Sokoto | 186 | 148 | 79.6 | 361 | 247 | 68.4 | 360 | 222 | 61.7 |
| Taraba | 836 | 500 | 59.8 | 2,689 | 1,464 | 54.4 | 2,662 | 1,466 | 55.1 |
| Yobe | 392 | 259 | 66.1 | 594 | 324 | 54.5 | 915 | 582 | 63.6 |
| Zamfara | 191 | 150 | 78.5 | 397 | 246 | 62.0 | 1,042 | 687 | 65.9 |
| National | 29,898 | 22,454 | 75.1 | 69,231 | 47,565 | 68.7 | 77,833 | 54,100 | 69.5 |

CHAPTER EIGHT

FUNDING OF EDUCATION

8.0 Introduction

Education in the Nigerian constitution is on the concurrent list. Therefore, funding of the education sector is the responsibility of the Federal, State and Local Governments. Stakeholders such as private sector, philanthropists, International donor and faith-based organisations also provide funding support to education. The Federal Government’s contributions are from budgetary appropriation and spending from education parasatals such as Universal Basic Education Commission (UBEC) and Tertiary Education Trust Fund (TETFund). The Table below shows the summary of the federal government allocations to education, 2015 to 2019.

Table 8. 1: Allocation to Education Sector: 2015-2019

| | 2015 | 2016 | 2017 | 2018 | 2019 |
|-----------------------------|----------------------|----------------------|----------------------|----------------------|----------------------|
| PERSONNEL | 441,342,761,503.00 | 426,949,880,172.00 | 376,153,972,367.00 | 516,821,533,428.00 | 542,077,787,769.00 |
| OVERHEAD | 18,321,023,151.00 | 17,894,847,050.70 | 22,832,847,051.32 | 31,497,873,262.00 | 33,789,466,178.00 |
| TOTAL RECURRENT | 459,663,784,654.00 | 444,844,727,222.70 | 398,986,819,418.32 | 548,319,406,690.00 | 575,867,253,947.00 |
| CAPITAL | 23,520,000,000.00 | 35,433,487,465.94 | 56,783,382,470.88 | 102,907,290,833.00 | 58,689,905,930.00 |
| TOTAL ALLOCATION | 483,183,784,654.00 | 480,278,214,688.64 | 455,770,201,889.21 | 651,226,697,523.00 | 634,557,159,877.00 |
| FEDERATION BUDGET | 4,490,000,000,000.00 | 6,077,680,000,000.00 | 7,441,000,000,000.00 | 9,120,334,988,225.00 | 8,916,964,099,373.00 |
| % to NATIONAL BUDGET | 10.76 | 7.90 | 6.13 | 7.14 | 7.12 |
| CAPITAL RELEASE | 13,279,387,859.00 | 16,388,056,000.00 | 28,441,251,134.00 | 33,148,905,786.90 | 25,215,000,000.00 |

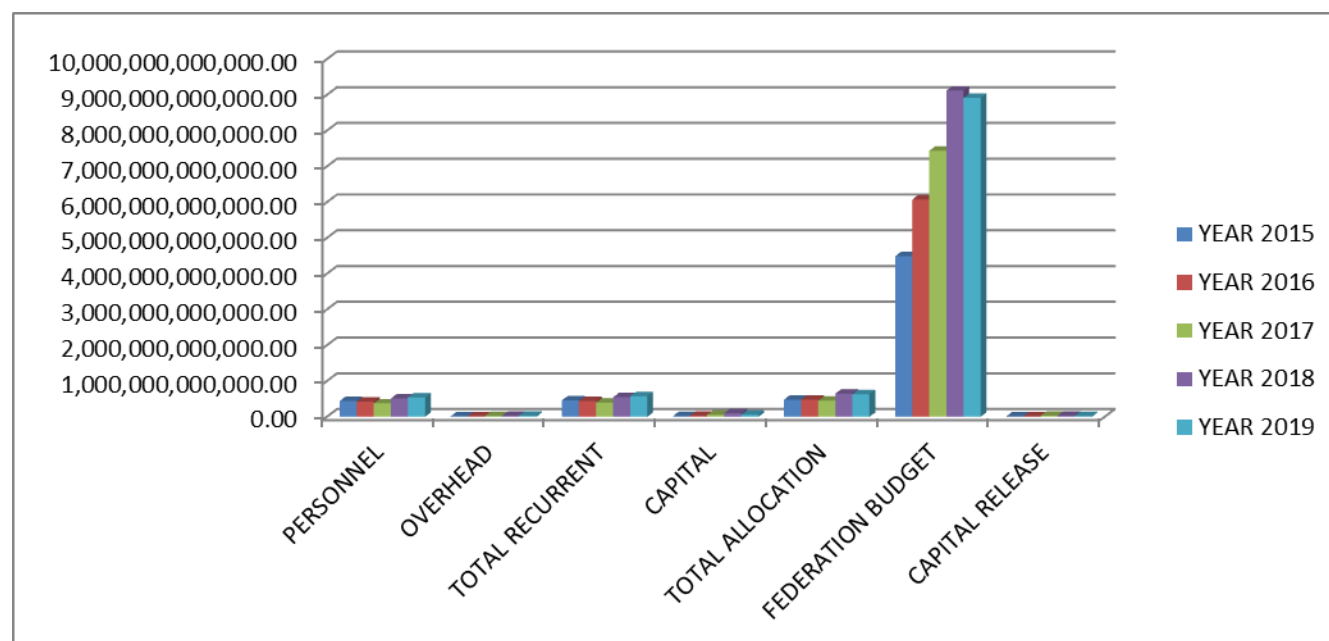


Figure 8. 1: Allocation to Education Sector: 2015-2019

8.1 Universal Basic Education Commission Fund

The Federal Government's contribution to basic education is taken from 2 per cent FGN Consolidated Revenue Fund. The fund which is managed by the Universal Basic Education Commission (UBEC) is allocated to States annually. The fund is accessed by States on payment of counterpart fund. This condition/requirement must be fulfilled by the states before the funds could be assessed. States are expected to finance the basic education programme using the fund. In the year 2017, two States apparently did not meet the requirements to collect their allocation and three States in 2018, while twenty-five States failed to collect in 2019 respectively. The Tables below provide details on funding profiles of basic education in Nigeria (2017-2019).

Table 8. 2: Matching grants releases: 2017 - 2019

| S/N | STATE | 2017 | 2018 | 2019 | TOTAL |
|-----|--------------------|--------------------------|--------------------------|--------------------------|---------------------------|
| 1 | ABIA | 1,286,343,183.55 | 1,473,832,845.21 | 1,519,884,078.86 | 4,280,060,107.62 |
| 2 | ADAMAWA | 1,286,343,183.55 | 1,473,832,845.21 | 1,519,884,078.86 | 4,280,060,107.62 |
| 3 | AKWA IBOM | 1,286,343,183.55 | 1,473,832,845.21 | 1,519,884,078.86 | 4,280,060,107.62 |
| 4 | ANAMBRA | 1,286,343,183.55 | 1,473,832,845.21 | 1,519,884,078.86 | 4,280,060,107.62 |
| 5 | BAUCHI | 1,286,343,183.55 | 1,473,832,845.21 | 1,519,884,078.86 | 4,280,060,107.62 |
| 6 | BAYELSA | 1,286,343,183.55 | 1,473,832,845.21 | 1,519,884,078.86 | 4,280,060,107.62 |
| 7 | BENUE | 1,286,343,183.55 | 1,473,832,845.21 | 1,519,884,078.86 | 4,280,060,107.62 |
| 8 | BORNO | 1,286,343,183.55 | 1,473,832,845.21 | 1,519,884,078.86 | 4,280,060,107.62 |
| 9 | C/ RIVER | 1,286,343,183.55 | 1,473,832,845.21 | 1,519,884,078.86 | 4,280,060,107.62 |
| 10 | DELTA | 1,286,343,183.55 | 1,473,832,845.21 | 1,519,884,078.86 | 4,280,060,107.62 |
| 11 | EBONYI | 1,286,343,183.55 | 1,473,832,845.21 | 1,519,884,078.86 | 4,280,060,107.62 |
| 12 | EDO | 1,286,343,183.55 | 1,473,832,845.21 | 1,519,884,078.86 | 4,280,060,107.62 |
| 13 | EKITI | 1,286,343,183.55 | 1,473,832,845.21 | 1,519,884,078.86 | 4,280,060,107.62 |
| 14 | ENUGU | 1,286,343,183.55 | 1,473,832,845.21 | 1,519,884,078.86 | 4,280,060,107.62 |
| 15 | GOMBE | 1,286,343,183.55 | 1,473,832,845.21 | 1,519,884,078.86 | 4,280,060,107.62 |
| 16 | IMO | 1,286,343,183.55 | 1,473,832,845.21 | 1,519,884,078.86 | 4,280,060,107.62 |
| 17 | JIGAWA | 1,286,343,183.55 | 1,473,832,845.21 | 1,519,884,078.86 | 4,280,060,107.62 |
| 18 | KADUNA | 1,286,343,183.55 | 1,473,832,845.21 | 1,519,884,078.86 | 4,280,060,107.62 |
| 19 | KANO | 1,286,343,183.55 | 1,473,832,845.21 | 1,519,884,078.86 | 4,280,060,107.62 |
| 20 | KATSINA | 1,286,343,183.55 | 1,473,832,845.21 | 1,519,884,078.86 | 4,280,060,107.62 |
| 21 | KEBBI | 1,286,343,183.55 | 1,473,832,845.21 | 1,519,884,078.86 | 4,280,060,107.62 |
| 22 | KOGI | 1,286,343,183.55 | 1,473,832,845.21 | 1,519,884,078.86 | 4,280,060,107.62 |
| 23 | KWARA | 1,286,343,183.55 | 1,473,832,845.21 | 1,519,884,078.86 | 4,280,060,107.62 |
| 24 | LAGOS | 1,286,343,183.55 | 1,473,832,845.21 | 1,519,884,078.86 | 4,280,060,107.62 |
| 25 | NASARAWA | 1,286,343,183.55 | 1,473,832,845.21 | 1,519,884,078.86 | 4,280,060,107.62 |
| 26 | NIGER | 1,286,343,183.55 | 1,473,832,845.21 | 1,519,884,078.86 | 4,280,060,107.62 |
| 27 | OGUN | 1,286,343,183.55 | 1,473,832,845.21 | 1,519,884,078.86 | 4,280,060,107.62 |
| 28 | ONDO | 1,286,343,183.55 | 1,473,832,845.21 | 1,519,884,078.86 | 4,280,060,107.62 |
| 29 | OSUN | 1,286,343,183.55 | 1,473,832,845.21 | 1,519,884,078.86 | 4,280,060,107.62 |
| 30 | OYO | 1,286,343,183.55 | 1,473,832,845.21 | 1,519,884,078.86 | 4,280,060,107.62 |
| 31 | PLATEAU | 1,286,343,183.55 | 1,473,832,845.21 | 1,519,884,078.86 | 4,280,060,107.62 |
| 32 | RIVERS | 1,286,343,183.55 | 1,473,832,845.21 | 1,519,884,078.86 | 4,280,060,107.62 |
| 33 | SOKOTO | 1,286,343,183.55 | 1,473,832,845.21 | 1,519,884,078.86 | 4,280,060,107.62 |
| 34 | TARABA | 1,286,343,183.55 | 1,473,832,845.21 | 1,519,884,078.86 | 4,280,060,107.62 |
| 35 | YOBE | 1,286,343,183.55 | 1,473,832,845.21 | 1,519,884,078.86 | 4,280,060,107.62 |
| 36 | ZAMFARA | 1,286,343,183.55 | 1,473,832,845.21 | 1,519,884,078.86 | 4,280,060,107.62 |
| 37 | F.C.T. ABUJA | 1,286,343,183.55 | 1,473,832,845.21 | 1,519,884,078.86 | 4,280,060,107.62 |
| | GRAND TOTAL | 47,594,697,791.35 | 54,531,815,272.77 | 56,235,710,917.90 | 158,362,223,982.02 |

Table 8. 3: States Matching Grants Disbursements: 2017 – 2019

| S/N | STATE | 2017 | 2018 | 2019 | TOTAL |
|-----|--------------|--------------------------|--------------------------|--------------------------|---------------------------|
| 1 | ABIA | 1,286,343,183.55 | 1,473,832,839.20 | - | 2,760,176,022.75 |
| 2 | ADAMAWA | 1,286,343,183.55 | 1,473,832,839.20 | - | 2,760,176,022.75 |
| 3 | AKWA IBOM | 1,286,343,183.55 | 1,382,555,236.27 | - | 2,668,898,419.82 |
| 4 | ANAMBRA | - | - | - | 0.00 |
| 5 | BAUCHI | 1,286,343,183.55 | 1,473,832,839.20 | 1,519,864,078.86 | 4,280,040,101.61 |
| 6 | BAYELSA | 1,286,343,183.55 | 982,555,231.51 | - | 2,268,898,415.06 |
| 7 | BENUUE | 1,286,343,183.55 | 1,473,832,839.20 | - | 2,760,176,022.75 |
| 8 | BORNO | 1,286,343,183.55 | 1,473,832,845.20 | - | 2,760,176,028.75 |
| 9 | C/ RIVER | 1,286,343,183.55 | 1,473,832,845.20 | 1,519,864,078.86 | 4,280,040,107.61 |
| 10 | DELTA | 1,286,343,183.55 | 1,473,832,845.20 | 1,519,884,078.86 | 4,280,060,107.61 |
| 11 | EBONYI | 1,286,343,183.55 | 1,473,832,845.20 | - | 2,760,176,028.75 |
| 12 | EDO | 1,286,343,183.55 | 982,555,231.51 | - | 2,268,898,415.06 |
| 13 | EKITI | 1,286,343,183.55 | 1,473,832,845.20 | - | 2,760,176,028.75 |
| 14 | ENUGU | 1,286,343,183.55 | 141,738,268.16 | - | 1,428,081,451.71 |
| 15 | GOMBE | 1,286,343,183.55 | 1,473,832,845.20 | - | 2,760,176,028.75 |
| 16 | IMO | 1,286,343,183.55 | 1,473,832,845.20 | - | 2,760,176,028.75 |
| 17 | JIGAWA | 1,286,343,183.55 | 1,473,832,845.20 | 1,519,884,078.86 | 4,280,060,107.61 |
| 18 | KADUNA | 1,286,343,183.55 | 1,473,832,845.20 | 1,519,884,078.86 | 4,280,060,107.61 |
| 19 | KANO | 1,286,343,183.55 | 1,473,832,845.20 | 1,519,884,078.86 | 4,280,060,107.61 |
| 20 | KATSINA | 1,286,343,183.55 | 1,473,832,845.20 | - | 2,760,176,028.75 |
| 21 | KEBBI | 1,286,343,183.55 | 1,473,832,845.20 | - | 2,760,176,028.75 |
| 22 | KOGI | 1,286,343,183.55 | 1,473,832,845.20 | 1,519,864,078.86 | 4,280,040,107.61 |
| 23 | KWARA | - | - | - | 0.00 |
| 24 | LAGOS | 1,286,343,183.55 | 1,473,832,845.20 | - | 2,760,176,028.75 |
| 25 | NASARAWA | 1,286,343,183.55 | 774,560,692.91 | - | 2,060,903,876.46 |
| 26 | NIGER | 1,286,343,183.55 | 1,473,832,845.51 | - | 2,760,176,029.06 |
| 27 | OGUN | 1,286,343,183.55 | 982,555,231.51 | - | 2,268,898,415.06 |
| 28 | ONDO | 1,286,343,183.55 | 1,473,832,845.20 | 1,519,884,078.86 | 4,280,060,107.61 |
| 29 | OSUN | 1,286,343,183.55 | 1,473,832,845.20 | 1,519,884,078.86 | 4,280,060,107.61 |
| 30 | OYO | 1,286,343,183.55 | 1,473,832,845.20 | 1,519,884,078.86 | 4,280,060,107.61 |
| 31 | PLATEAU | 1,083,395,136.08 | - | - | 1,083,395,136.08 |
| 32 | RIVERS | 1,286,343,183.55 | 1,473,832,845.20 | - | 2,760,176,028.75 |
| 33 | SOKOTO | 1,286,343,183.55 | 1,473,832,845.20 | - | 2,760,176,028.75 |
| 34 | TARABA | 1,286,343,183.55 | 1,473,832,845.20 | - | 2,760,176,028.75 |
| 35 | YOBE | 1,286,343,183.55 | 1,473,832,845.20 | - | 2,760,176,028.75 |
| 36 | ZAMFARA | 1,286,343,183.55 | 1,473,832,845.20 | 1,519,884,078.86 | 4,280,060,107.61 |
| 37 | F.C.T. ABUJA | 1,286,343,183.55 | 1,473,832,845.20 | - | 2,760,176,028.75 |
| | CURRICULUM | - | - | - | 0.00 |
| | TOTAL | 44,819,063,376.78 | 46,513,839,533.78 | 16,718,664,867.47 | 108,051,567,778.03 |

Source: UBEC

Table 8. 4: States Un-accessed Matching Grants: 2017 - 2019

| S/N | STATE | 2017 | 2018 | 2019 | TOTAL |
|-----|--------------------|-------------------------|--------------------------|--------------------------|---------------------------|
| 1 | ABIA | 6.01 | 1,519,884,078.86 | 1,519,884,084.87 | 3,039,768,169.74 |
| 2 | ADAMAWA | 6.01 | 1,519,884,078.86 | 1,519,884,084.87 | 3,039,768,169.74 |
| 3 | AKWA IBOM | 91,277,608.94 | 1,519,884,078.86 | 1,611,161,687.80 | 3,222,323,375.60 |
| 4 | ANAMBRA | 1,473,832,845.21 | 1,519,884,078.86 | 4,280,060,107.62 | 7,273,777,031.69 |
| 5 | BAUCHI | 6.01 | 20,000.00 | 20,006.01 | 40,012.02 |
| 6 | BAYELSA | 491,277,613.70 | 1,519,884,078.86 | 2,011,161,692.56 | 4,022,323,385.12 |
| 7 | BENUE | 6.01 | 1,519,884,078.86 | 1,519,884,084.87 | 3,039,768,169.74 |
| 8 | BORNO | 0.01 | 1,519,884,078.86 | 1,519,884,078.87 | 3,039,768,157.74 |
| 9 | C/ RIVER | 0.01 | 20,000.00 | 2,047,027.03 | 2,067,027.04 |
| 10 | DELTA | 0.01 | 0.00 | 0.01 | 0.02 |
| 11 | EBONYI | 0.01 | 1,519,884,078.86 | 1,519,884,078.87 | 3,039,768,157.74 |
| 12 | EDO | 491,277,613.70 | 1,519,884,078.86 | 2,011,161,692.56 | 4,022,323,385.12 |
| 13 | EKITI | 0.01 | 1,519,884,078.86 | 1,519,884,078.87 | 3,039,768,157.74 |
| 14 | ENUGU | 1,332,094,577.05 | 1,519,884,078.86 | 2,851,978,655.91 | 5,703,957,311.82 |
| 15 | GOMBE | 0.01 | 1,519,884,078.86 | 1,519,884,078.87 | 3,039,768,157.74 |
| 16 | IMO | 0.01 | 1,519,884,078.86 | 1,519,884,078.87 | 3,039,768,157.74 |
| 17 | JIGAWA | 0.01 | 0.00 | 0.01 | 0.02 |
| 18 | KADUNA | 0.01 | 0.00 | 0.01 | 0.02 |
| 19 | KANO | 0.01 | 0.00 | 0.01 | 0.02 |
| 20 | KATSINA | 0.01 | 1,519,884,078.86 | 1,519,884,078.87 | 3,039,768,157.74 |
| 21 | KEBBI | 0.01 | 1,519,884,078.86 | 1,519,884,078.87 | 3,039,768,157.74 |
| 22 | KOGI | 0.01 | 20,000.00 | 20,000.01 | 40,000.02 |
| 23 | KWARA | 1,473,832,845.21 | 1,519,884,078.86 | 7,151,141,188.70 | 10,144,858,112.77 |
| 24 | LAGOS | 0.01 | 1,519,884,078.86 | 1,519,884,078.87 | 3,039,768,157.74 |
| 25 | NASARAWA | 699,272,152.30 | 1,519,884,078.86 | 2,219,156,231.16 | 4,438,312,462.32 |
| 26 | NIGER | -0.30 | 1,519,884,078.86 | 1,519,884,078.56 | 3,039,768,157.12 |
| 27 | OGUN | 491,277,613.70 | 1,519,884,078.86 | 2,011,161,692.56 | 4,022,323,385.12 |
| 28 | ONDO | 0.01 | 0.00 | 0.01 | 0.02 |
| 29 | OSUN | 0.01 | 0.00 | 0.01 | 0.02 |
| 30 | OYO | 0.01 | 0.00 | 0.01 | 0.02 |
| 31 | PLATEAU | 1,473,832,845.21 | 1,519,884,078.86 | 3,196,664,971.54 | 6,190,381,895.61 |
| 32 | RIVERS | 0.01 | 1,519,884,078.86 | 1,519,884,078.87 | 3,039,768,157.74 |
| 33 | SOKOTO | 0.01 | 1,519,884,078.86 | 1,519,884,078.87 | 3,039,768,157.74 |
| 34 | TARABA | 0.01 | 1,519,884,078.86 | 1,519,884,078.87 | 3,039,768,157.74 |
| 35 | YOBE | 0.01 | 1,519,884,078.86 | 1,519,884,078.87 | 3,039,768,157.74 |
| 36 | ZAMFARA | 0.01 | 0.00 | 0.01 | 0.02 |
| 37 | F.C.T. ABUJA | 0.01 | 1,519,884,078.86 | 1,519,884,079.13 | 3,039,768,158.00 |
| | GRAND TOTAL | 8,017,975,738.99 | 39,517,046,050.43 | 53,183,764,312.35 | 100,718,786,101.78 |

Source: UBEC

Table 8. 5: Releases on Matching Grant, Special Education and Teacher Professional Development: January, 2019 - January, 2020

| S/N | STATE | MATCHING GRANT | SPECIAL EDUCATION | TEACHER PROF DEVELOPMENT | TOTAL |
|-----|--------------------|--------------------------|-------------------------|--------------------------|--------------------------|
| 1 | ABIA | 1,519,884,078.86 | 31,448,646.10 | 303,976,815.77 | 1,855,309,540.74 |
| 2 | ADAMAWA | 1,519,884,078.86 | 31,448,646.10 | 303,976,815.77 | 1,855,309,540.74 |
| 3 | AKWA IBOM | 1,519,884,078.86 | 31,448,646.10 | 303,976,815.77 | 1,855,309,540.74 |
| 4 | ANAMBRA | 1,519,884,078.86 | 31,448,646.10 | 303,976,815.77 | 1,855,309,540.74 |
| 5 | BAUCHI | 1,519,884,078.86 | 31,448,646.10 | 303,976,815.77 | 1,855,309,540.74 |
| 6 | BAYELSA | 1,519,884,078.86 | 31,448,646.10 | 303,976,815.77 | 1,855,309,540.74 |
| 7 | BENUE | 1,519,884,078.86 | 31,448,646.10 | 303,976,815.77 | 1,855,309,540.74 |
| 8 | BORNO | 1,519,884,078.86 | 31,448,646.10 | 303,976,815.77 | 1,855,309,540.74 |
| 9 | C/ RIVER | 1,519,884,078.86 | 31,448,646.10 | 303,976,815.77 | 1,855,309,540.74 |
| 10 | DELTA | 1,519,884,078.86 | 31,448,646.10 | 303,976,815.77 | 1,855,309,540.74 |
| 11 | EBONYI | 1,519,884,078.86 | 31,448,646.10 | 303,976,815.77 | 1,855,309,540.74 |
| 12 | EDO | 1,519,884,078.86 | 31,448,646.10 | 303,976,815.77 | 1,855,309,540.74 |
| 13 | EKITI | 1,519,884,078.86 | 31,448,646.10 | 303,976,815.77 | 1,855,309,540.74 |
| 14 | ENUGU | 1,519,884,078.86 | 31,448,646.10 | 303,976,815.77 | 1,855,309,540.74 |
| 15 | GOMBE | 1,519,884,078.86 | 31,448,646.10 | 303,976,815.77 | 1,855,309,540.74 |
| 16 | IMO | 1,519,884,078.86 | 31,448,646.10 | 303,976,815.77 | 1,855,309,540.74 |
| 17 | JIGAWA | 1,519,884,078.86 | 31,448,646.10 | 303,976,815.77 | 1,855,309,540.74 |
| 18 | KADUNA | 1,519,884,078.86 | 31,448,646.10 | 303,976,815.77 | 1,855,309,540.74 |
| 19 | KANO | 1,519,884,078.86 | 31,448,646.10 | 303,976,815.77 | 1,855,309,540.74 |
| 20 | KATSINA | 1,519,884,078.86 | 31,448,646.10 | 303,976,815.77 | 1,855,309,540.74 |
| 21 | KEBBI | 1,519,884,078.86 | 31,448,646.10 | 303,976,815.77 | 1,855,309,540.74 |
| 22 | KOGI | 1,519,884,078.86 | 31,448,646.10 | 303,976,815.77 | 1,855,309,540.74 |
| 23 | KWARA | 1,519,884,078.86 | 31,448,646.10 | 303,976,815.77 | 1,855,309,540.74 |
| 24 | LAGOS | 1,519,884,078.86 | 31,448,646.10 | 303,976,815.77 | 1,855,309,540.74 |
| 25 | NASARAWA | 1,519,884,078.86 | 31,448,646.10 | 303,976,815.77 | 1,855,309,540.74 |
| 26 | NIGER | 1,519,884,078.86 | 31,448,646.10 | 303,976,815.77 | 1,855,309,540.74 |
| 27 | OGUN | 1,519,884,078.86 | 31,448,646.10 | 303,976,815.77 | 1,855,309,540.74 |
| 28 | ONDO | 1,519,884,078.86 | 31,448,646.10 | 303,976,815.77 | 1,855,309,540.74 |
| 29 | OSUN | 1,519,884,078.86 | 31,448,646.10 | 303,976,815.77 | 1,855,309,540.74 |
| 30 | OYO | 1,519,884,078.86 | 31,448,646.10 | 303,976,815.77 | 1,855,309,540.74 |
| 31 | PLATEAU | 1,519,884,078.86 | 31,448,646.10 | 303,976,815.77 | 1,855,309,540.74 |
| 32 | RIVERS | 1,519,884,078.86 | 31,448,646.10 | 303,976,815.77 | 1,855,309,540.74 |
| 33 | SOKOTO | 1,519,884,078.86 | 31,448,646.10 | 303,976,815.77 | 1,855,309,540.74 |
| 34 | TARABA | 1,519,884,078.86 | 31,448,646.10 | 303,976,815.77 | 1,855,309,540.74 |
| 35 | YOBE | 1,519,884,078.86 | 31,448,646.10 | 303,976,815.77 | 1,855,309,540.74 |
| 36 | ZAMFARA | 1,519,884,078.86 | 31,448,646.10 | 303,976,815.77 | 1,855,309,540.74 |
| 37 | F.C.T. ABUJA | 1,519,884,078.86 | 31,448,646.10 | 303,976,815.77 | 1,855,309,540.74 |
| | NGOs | | 485,828,531.02 | | 485,828,531.02 |
| | GRAND TOTAL | 56,235,710,917.90 | 1,649,428,436.72 | 11,247,142,183.60 | 69,132,281,538.22 |

Source: UBEC

8.2 Tertiary Education Trust Fund

The Tertiary Education Trust Fund was established by TETFund Bill of 2011. The fund is to rehabilitate, restore and consolidate Tertiary Education and Tertiary Infrastructure through funding and effective project management. The Act imposes 2 per cent Education Tax on the profit of all registered companies in Nigeria. This fund is collected by the Federal Inland Revenue Service (FIRS). The tax so collected is administered by the TETFund, and deployed to the Education sector, and is allocated to all segments of the Tertiary Education as provided in the enabling Act. The tables that follow provide detailed allocation of funds to tertiary institutions by TETFund (2017-2019)

Table 8. 6: Grand Total for University Projects on Geo-Political Zones: 2018

| S/N | INSTITUTIONS | ZONE | GRAND TOTAL FOR 2018 | | |
|-----|--|------|--------------------------|-------------------------|-------------------------|
| | | | Allocation | Disbursement | Balance |
| 1 | University of Abuja | NC | 1,050,823,700.00 | - | 1,050,823,700.00 |
| 2 | University of Jos. | NC | 550,823,700.00 | 155,950,145.00 | 394,873,555.00 |
| 3 | University of Ilorin | NC | 731,729,432.50 | 180,905,732.50 | 550,823,700.00 |
| 4 | Benue State University | NC | 385,000,000.00 | - | 385,000,000.00 |
| 5 | Kogi State University, Ayangba | NC | 550,823,700.00 | 165,823,700.00 | 385,000,000.00 |
| 6 | Federal Univ. of Tech., Minna | NC | 550,823,700.00 | 107,186,561.00 | 443,637,139.00 |
| 7 | University of Agric. Makurdi | NC | 550,823,700.00 | 203,000,000.00 | 347,823,700.00 |
| 8 | Nasarawa State Univ. Keffi | NC | 800,823,700.00 | 140,950,145.00 | 659,873,555.00 |
| 9 | Ibrahim Babangida University, Lapai | NC | 550,823,700.00 | 174,323,700.00 | 376,500,000.00 |
| 10 | Kwara State University, Malete | NC | 550,823,700.00 | 213,500,000.00 | 337,323,700.00 |
| 11 | Plateau State University, Bokkos | NC | 550,823,700.00 | 99,703,035.00 | 451,120,665.00 |
| 12 | Federal University, Lokoja | NC | 550,823,700.00 | 98,044,798.00 | 452,778,902.00 |
| 13 | Federal University, Lafia | NC | 716,647,400.00 | 514,550,290.00 | 202,097,110.00 |
| 14 | National Open University of Nigeria, Lagos, | NC | 2,000,823,700.00 | 806,323,700.00 | 1,194,500,000.00 |
| 15 | Federal University of Health Sciences, Otuipo | NC | - | - | - |
| | TOTAL | | 10,092,437,532.50 | 2,860,261,806.50 | 7,232,175,726.00 |
| 1 | University of Maiduguri | NE | 3,230,288,643.05 | 1,768,446,862.41 | 1,461,841,780.64 |
| 2 | Abubakar Tafawa Balewa University, Bauchi | NE | 1,050,823,700.00 | 201,000,000.00 | 849,823,700.00 |
| 3 | Federal Univ. of Tech., Yola (Modibbo Adama) | NE | 550,823,700.00 | 140,950,145.00 | 409,873,555.00 |
| 4 | Adamawa State University Mubi | NE | 550,823,700.00 | 140,950,145.00 | 409,873,555.00 |
| 5 | Gombe State University | NE | 550,823,700.00 | 174,323,700.00 | 376,500,000.00 |
| 6 | Yobe State University Damaturu | NE | 550,823,700.00 | 152,750,145.00 | 398,073,555.00 |
| 7 | Taraba State University, Jalingo | NE | 670,844,958.00 | 579,434,966.74 | 91,409,991.26 |
| 8 | Bauchi State University, Gadau | NE | 550,823,700.00 | 140,950,145.00 | 409,873,555.00 |
| 9 | Federal University, Wukari | NE | 550,823,700.00 | - | 550,823,700.00 |
| 10 | Federal University, Kashere | NE | 550,823,700.00 | 149,450,145.00 | 401,373,555.00 |
| 11 | Federal University, Gashua, Yobe State | NE | 550,823,700.00 | 140,950,145.00 | 409,873,555.00 |
| 12 | Nigerian Army University, Biu Borno State (2b Take Off Grant 2018) | NE | 2,000,000,000.00 | 2,000,000,000.00 | - |
| | TOTAL | | 11,358,546,901.05 | 5,589,206,399.15 | 5,769,340,501.90 |

| | | | | | |
|----|--|----|-------------------------|-------------------------|-------------------------|
| | | | | | |
| 1 | Ahmadu Bello University Zaria | NW | 550,823,700.00 | 126,026,012.00 | 424,797,688.00 |
| 2 | Bayero University, Kano | NW | 800,823,700.00 | 145,200,145.00 | 655,623,555.00 |
| 3 | Usman Danfodio Univ. Sokoto | NW | 716,647,400.00 | 131,000,723.00 | 585,646,677.00 |
| 4 | Nigerian Defence Academy | NW | 550,823,700.00 | 322,950,145.00 | 227,873,555.00 |
| 5 | Kano State Univ. of Technoloy Wudil | NW | 550,823,700.00 | 357,950,145.00 | 192,873,555.00 |
| 6 | Kaduna State Univ. Kaduna | NW | 550,823,700.00 | 87,886,561.00 | 462,937,139.00 |
| 7 | Umaru Musa Yar'adua University, Katsina | NW | 550,823,700.00 | 278,544,798.00 | 272,278,902.00 |
| 8 | Kebbi State University of Science & Technolgy Aliero | NW | 550,823,700.00 | 96,177,746.00 | 454,645,954.00 |
| 9 | Federal University Dustin Ma | NW | 716,647,400.00 | 347,450,145.00 | 369,197,255.00 |
| 10 | Federal University Duste | NW | 550,823,700.00 | 140,950,145.00 | 409,873,555.00 |
| 11 | Federal University, Birnin-Kebbi, Kebbi State | NW | 731,840,496.01 | 182,015,294.93 | 549,825,201.08 |
| 12 | Federal University, Gusau, Zamfara State | NW | 550,823,700.00 | - | 550,823,700.00 |
| 13 | Sokoto State University, Sokoto | NW | 716,647,400.00 | 509,773,845.00 | 206,873,555.00 |
| 14 | Nigerian Police Academy, Wudil, Kano State | NW | 385,000,000.00 | - | 385,000,000.00 |
| 15 | North West University (Yusuf Maitama Sule) Kano | NW | 165,823,700.00 | 87,886,561.00 | 77,937,139.00 |
| 16 | Jigawa State University, Kafin Hausa | NW | 550,823,700.00 | - | 550,823,700.00 |
| | TOTAL | | 9,190,843,396.01 | 2,813,812,265.93 | 6,377,031,130.08 |
| | | | | | |
| 1 | Univ. of Nigeria, Nsukka | SE | 385000000 | 0 | 385000000 |
| 2 | Abia State University, Uturu | SE | 550823700 | 367850145 | 182973555 |
| 3 | Ebonyi State Univ. Abakaliki | SE | 550823700 | 336950145 | 213873555 |
| 4 | Enugu State University of Science & Technology | SE | 550823700 | 357950145 | 192873555 |
| 5 | Imo State University, Owerri | SE | 550823700 | 140950145 | 409873555 |
| 6 | Nnamdi Azikiwe Univ. Akwa | SE | 550823700 | 140950145 | 409873555 |
| 7 | Federal Univ. of Tech., Owerri | SE | 550823700 | 140950145 | 409873555 |
| 8 | Michael Okpara Univ.of Agric. Umudike | SE | 550823700 | 140950302.5 | 409873397.5 |
| 9 | Anambra State Univ. Sci. & Tech Uli (chukwuemeka ojukwu university, Uli) | SE | 550823700 | 98044798 | 452778902 |
| 10 | Federal University, Ndufu Alike | SE | 550823700 | 303044798 | 247778902 |
| | TOTAL | | 5342413300 | 2027640769 | 3314772532 |
| | | | | | |
| 1 | University of Benin | SS | 550823700 | 140950145 | 409873555 |
| 2 | University of Calabar | SS | 800823700 | 212500000 | 588323700 |
| 3 | University of Port-Harcourt | SS | 550823700 | 140950145 | 409873555 |
| 4 | Ambrose Ali University, Ekpoma | SS | 550823700 | 336950145 | 213873555 |
| 5 | Delta State University | SS | 550823700 | 165823700 | 385000000 |
| 6 | R/State Uni of Sci. & Tech., Port Harcourt | SS | 550823700 | 145200145 | 405623555 |
| 7 | University of Uyo | SS | 800823700 | 479950145 | 320873555 |
| 8 | Niger Delta Univ. Bayelsa | SS | 550823700 | 140950145 | 409873555 |
| 9 | Akwa Ibom State Univ. of Science & Tech. | SS | 550823700 | 140950145 | 409873555 |

| | | | | | |
|----|---|----|-------------------|-------------------|-------------------|
| 10 | Cross River State Univ. of Science & Technology | SS | 550823700 | 0 | 550823700 |
| 11 | Fed.Uni.of Pet.Resources, Effurun Delta State | SS | 550823700 | 8500000 | 542323700 |
| 12 | Ignatius Ajuru University of Education, Rivers State | SS | 165823700 | 140950145 | 24873555 |
| 13 | Federal University of Otuoke, Bayelsa State | SS | 550823700 | 343940145 | 206883555 |
| 14 | Nigeria Maritime University, Okerenkoko, Delta | SS | 0 | 0 | 0 |
| 15 | Edo University, Iyamho | SS | 0 | 0 | 0 |
| | TOTAL | | 7275708100 | 2397615005 | 4878093095 |
| | | | | | |
| 1 | University of Ibadan | SW | 850823700 | 181744798 | 669078902 |
| 2 | University of Lagos | SW | 550823700 | 0 | 550823700 |
| 3 | Obafemi Awolowo Univ. Ile-Ife | SW | 385000000 | 0 | 385000000 |
| 4 | Adekunle Ajasin (Ondo State) University, Akungba | SW | 550823700 | 204500000 | 346323700 |
| 5 | Lagos State University, Ojo | SW | 550823700 | 194000000 | 356823700 |
| 6 | Olabisi Onabanjo University, Ago-Iwoye | SW | 550823700 | 340450145 | 210373555 |
| 7 | University of Ado -Ekiti | SW | 550823700 | 15000000 | 535823700 |
| 8 | Federal Univ. of Tech., Akure | SW | 385000000 | 0 | 385000000 |
| 9 | Ladoke Akintola Univ. Ogbomosho, Oyo | SW | 550823700 | 140950145 | 409873555 |
| 10 | University of Agric., Abeokuta | SW | 550823700 | 140950145 | 409873555 |
| 11 | Tai Solarin University of Education Ijebu-Ode | SW | 165823700 | 89544798 | 76278902 |
| 12 | Osun State University, Osogbo | SW | 385000000 | 0 | 385000000 |
| 13 | Ekiti State University of Education, Ikere-Ekiti | SW | 0 | 0 | 0 |
| 14 | Federal University of Oye, Ekiti | SW | 550823700 | 140950145 | 409873555 |
| 15 | Nat. Postgraduate Medical College, Lagos | SW | 0 | 0 | 0 |
| 16 | Ondo State University of Science &Technology, Okitipupa | SW | 250000000 | 265000000 | -15000000 |
| 17 | University of Medical Sciences, Ondo | SW | 0 | 0 | 0 |
| 18 | First Technical University, Ibadan | SW | 165823700 | 0 | 165823700 |
| | TOTAL | | 6994060700 | 1713090176 | 5280970524 |

Source: TETFund

Table 8. 7: Grand total for Polytechnics Project: 2017

| S/N | INSTITUTIONS | ZONE | GRAND TOTAL FOR 2017 | | |
|------------|--|-------------|-----------------------------|-------------------------|-------------------------|
| | | | Allocation | Disbursement | Balance |
| 1 | Federal Polytechnic, Idah | NC | 300,800,000.00 | 200,445,000.00 | 100,355,000.00 |
| 2 | Federal Polytechnic, Offa | NC | 300,800,000.00 | 61,125,000.00 | 239,675,000.00 |
| 3 | Federal Polytechnic, Nasarawa | NC | 300,800,000.00 | 206,200,000.00 | 94,600,000.00 |
| 4 | Federal Polytechnic, Bida | NC | 300,800,000.00 | 86,730,000.00 | 214,070,000.00 |
| 5 | Benue State Poly., Ugbokolo | NC | 300,800,000.00 | 201,540,000.00 | 99,260,000.00 |
| 6 | Kogi State Polytechnic, Lokoja | NC | 300,800,000.00 | 84,625,000.00 | 216,175,000.00 |
| 7 | Kwara State Polytechnic, Ilorin | NC | 375,800,000.00 | 75,750,000.00 | 300,050,000.00 |
| 8 | Niger State Polytechnic | NC | 300,800,000.00 | 185,700,000.00 | 115,100,000.00 |
| 9 | Plateau State Poly. B/Ladi | NC | 300,800,000.00 | 70,125,000.00 | 230,675,000.00 |
| 10 | Nasarawa State Polytechnic | NC | 300,800,000.00 | 184,325,000.00 | 116,475,000.00 |
| | Total | | 3,083,000,000.00 | 1,356,565,000.00 | 1,726,435,000.00 |
| 1 | Federal Polytechnic Mubi, Adamawa | NE | 300,800,000.00 | 181,235,000.00 | 119,565,000.00 |
| 2 | Federal Polytechnic, Bauchi | NE | 300,800,000.00 | 75,000,000.00 | 225,800,000.00 |
| 3 | Federal Polytechnic, Damaturu | NE | 300,800,000.00 | 224,875,000.00 | 75,925,000.00 |
| 4 | Adamawa State Poly., Yola | NE | 300,800,000.00 | 220,290,000.00 | 80,510,000.00 |
| 5 | Tatari Ali Polytechnic, Bauchi | NE | 300,800,000.00 | 198,255,000.00 | 102,545,000.00 |
| 6 | Ramat Polytechnic, Maiduguri | NE | 300,800,000.00 | 81,375,000.00 | 219,425,000.00 |
| 7 | Taraba State Polytechnic | NE | 300,800,000.00 | 203,355,000.00 | 97,445,000.00 |
| 8 | Mai Idris Aloomo Polytechnic, Yobe | NE | 300,800,000.00 | 81,375,000.00 | 219,425,000.00 |
| 9 | Federal Polytechnic, Bali, Taraba State | NE | 300,800,000.00 | 75,000,000.00 | 225,800,000.00 |
| | Total | | 2,707,200,000.00 | 1,340,760,000.00 | 1,366,440,000.00 |
| 1 | Waziri Umaru Polytechnic, Brinin-Kebbi | NW | 300,800,000.00 | 183,650,000.00 | 117,150,000.00 |
| 2 | Federal Polytechnic, Kaura Namoda | NW | 300,800,000.00 | 61,905,000.00 | 238,895,000.00 |
| 3 | Federal Polytechnic, Kaduna | NW | 300,800,000.00 | 63,750,000.00 | 237,050,000.00 |
| 4 | Hussaini Adamu Poly., Kazure | NW | 300,800,000.00 | 67,980,000.00 | 232,820,000.00 |
| 5 | Nuhu Bamalli Polytechnic, Zaria | NW | 300,800,000.00 | 62,730,000.00 | 238,070,000.00 |
| 6 | Kano State Polytechnic | NW | 300,800,000.00 | 80,355,000.00 | 220,445,000.00 |
| 7 | Hassan Usman Poly. Katsina | NW | 300,800,000.00 | 218,780,000.00 | 82,020,000.00 |
| 8 | Sokoto State Polytechnic (Umar Ali Shinkafi) | NW | 300,800,000.00 | 255,625,000.00 | 45,175,000.00 |
| 9 | Abdul Gusau Poly. Zamfara | NW | 300,800,000.00 | 200,275,000.00 | 100,525,000.00 |
| 10 | Jigawa State Polytechnic, Dutse | NW | 300,800,000.00 | 82,000,000.00 | 218,800,000.00 |
| 11 | Binyaminu Usman Polytechnic, Hadejia, Jigawa state | NW | - | - | - |
| 12 | Air Force Institute of Technology, Kaduna | NW | - | - | - |
| | Total | | 3,008,000,000.00 | 1,277,050,000.00 | 1,730,950,000.00 |

| | | | | | |
|----|--|----|-------------------------|-------------------------|-------------------------|
| 1 | Federal Polytechnic Oko Anambra | SE | 300,800,000.00 | 74,045,000.00 | 226,755,000.00 |
| 2 | Federal Polytechnic Nekede | SE | 300,800,000.00 | 190,850,000.00 | 109,950,000.00 |
| 3 | Abia State Polytechnic | SE | 300,800,000.00 | 81,375,000.00 | 219,425,000.00 |
| 4 | Akanu Ibiam Polytechnic Uwana | SE | 300,800,000.00 | 63,750,000.00 | 237,050,000.00 |
| 5 | Institute of Management & Technology Enugu | SE | 300,800,000.00 | 75,480,000.00 | 225,320,000.00 |
| 6 | Imo State Polytechnic, Umuagwo | SE | 300,800,000.00 | 249,250,000.00 | 51,550,000.00 |
| 7 | Enugu State Polytechnic, Iwollo | SE | - | - | - |
| | Total | | 1,804,800,000.00 | 734,750,000.00 | 1,070,050,000.00 |
| 1 | Federal Polytechnic Auchi | SS | 300,800,000.00 | 207,290,000.00 | 93,510,000.00 |
| 2 | Akwa Ibom State Polytechnic | SS | 300,800,000.00 | 182,200,000.00 | 118,600,000.00 |
| 3 | Rivers State Polytechnic Bori (Kenule Beeson Saro Wiwa) | SS | 300,800,000.00 | 51,000,000.00 | 249,800,000.00 |
| 4 | Delta State Poly. Ozoro | SS | 300,000,000.00 | 51,000,000.00 | 249,000,000.00 |
| 5 | Delta State Poly. Otefe | SS | 300,800,000.00 | 194,560,000.00 | 106,240,000.00 |
| 6 | Delta State Poly. Ogwashi-Uku | SS | 75,000,000.00 | 75,000,000.00 | - |
| 7 | Federal Polytechnic Ekowe | SS | 300,800,000.00 | 75,480,000.00 | 225,320,000.00 |
| 8 | Edo State Polytechnic Useni (former IMT Useni) | SS | 300,800,000.00 | 247,400,000.00 | 53,400,000.00 |
| 9 | Federal Polytechnic Ukana, Akwa Ibom | SS | 300,800,000.00 | 75,000,000.00 | 225,800,000.00 |
| 10 | National Institute For Construction Techno. Uromi, Edo State | SS | - | - | - |
| 11 | Federal Polytechnic of Oil & Gas, bonny, Rivers | SS | 300,800,000.00 | - | 300,800,000.00 |
| | Total | | 2,781,400,000.00 | 1,158,930,000.00 | 1,622,470,000.00 |
| 1 | Federal Polytechnic Ilaro | SW | 300,800,000.00 | 225,810,000.00 | 74,990,000.00 |
| 2 | Federal Polytechnic Ado-Ekiti | SW | 300,800,000.00 | 81,375,000.00 | 219,425,000.00 |
| 3 | Federal Polytechnic Ede | SW | 300,800,000.00 | 55,605,000.00 | 245,195,000.00 |
| 4 | The Polytechnic Ibadan | SW | 300,800,000.00 | 174,200,000.00 | 126,600,000.00 |
| 5 | Yaba College of Tech. Yaba | SW | 300,800,000.00 | 183,175,000.00 | 117,625,000.00 |
| 6 | Lagos State Polytechnic | SW | 300,800,000.00 | 192,075,000.00 | 108,725,000.00 |
| 7 | Moshood Abiola Poly. Abeokuta | SW | 300,000,000.00 | 58,500,000.00 | 241,500,000.00 |
| 8 | Rufus Giwa Polytechnic Owo | SW | 300,800,000.00 | 52,500,000.00 | 248,300,000.00 |
| 9 | Osun State Polytechnic Iree | SW | 300,000,000.00 | 51,000,000.00 | 249,000,000.00 |
| 10 | Osun State Coll. Tech. Esa-Oke | SW | 300,800,000.00 | 86,975,000.00 | 13,825,000.00 |
| 11 | Federal Polytechnic, Ile Oluji Ondo State | SW | 300,800,000.00 | 89,480,000.00 | 111,320,000.00 |
| 12 | Abraham Adesanya Polytechnic, Ijebu -Ode | SW | 300,800,000.00 | 76,110,000.00 | 24,690,000.00 |
| 13 | Oke-Ogun Polytechnic, Saki, Oyo State | SW | - | - | - |
| 14 | Gateway (ICT) Polytechnic, Sapaade, Ode Remu, Ogun State | SW | - | - | - |
| 15 | The Ibarapa Polytechnic, Eruwa, Oyo State. | SW | - | - | - |
| 16 | Oyo State College of Agriculture & technology, Igboora | SW | - | - | - |

| | | | | | |
|----|--|----|--------------------------|-------------------------|-------------------------|
| 17 | Ogun State Institute of Technology, Igbesa | SW | - | - | - |
| | Total | | ,608,000,000.00 | ,626,805,000.00 | ,981,195,000.00 |
| | Grand Total | | 16,992,400,000.00 | 7,494,860,000.00 | 9,497,540,000.00 |

Source: TETFund

Table 8. 8: Grand Total for Polytechnic Projects: 2018

| S/N | INSTITUTIONS | ZONE | GRAND TOTAL FOR 2018 | | |
|-----|---|------|-------------------------|-------------------------|-------------------------|
| | | | Allocation | Disbursement | Balance |
| 1 | Federal Polytechnic Idah | NC | 380,703,502.00 | 242,093,411.70 | 138,610,090.30 |
| 2 | Federal Polytechnic Offa | NC | 380,703,502.00 | 4,250,000.00 | 376,453,502.00 |
| 3 | Federal Polytechnic Nasarawa | NC | 380,703,502.00 | 249,513,411.70 | 131,190,090.30 |
| 4 | Federal Polytechnic Bida | NC | 380,703,502.00 | 104,297,976.70 | 276,405,525.30 |
| 5 | Benue State Poly. Ugbokolo | NC | 380,703,502.00 | 104,297,976.70 | 276,405,525.30 |
| 6 | Kogi State Polytechnic Lokoja | NC | 380,703,502.00 | 74,164,850.08 | 306,538,651.92 |
| 7 | Kwara State Polytechnic Ilorin | NC | 380,703,502.00 | - | 380,703,502.00 |
| 8 | Niger State Polytechnic | NC | 380,703,502.00 | 225,013,411.70 | 155,690,090.30 |
| 9 | Plateau State Poly. B/Ladi | NC | 380,703,502.00 | 96,963,411.70 | 283,740,090.30 |
| 10 | Nasarawa State Polytechnic | NC | 380,703,502.00 | 148,800,000.00 | 231,903,502.00 |
| | Total | | 3,807,035,020.00 | 1,249,394,450.28 | 2,557,640,569.72 |
| 1 | Federal Polytechnic Mubi Adamawa State | NE | 380,703,502.00 | 253,953,411.70 | 126,750,090.30 |
| 2 | Federal Polytechnic Bauchi | NE | 380,703,502.00 | - | 380,703,502.00 |
| 3 | Federal Polytechnic Damaturu | NE | 380,703,502.00 | 268,463,411.70 | 112,240,090.30 |
| 4 | Adamawa State Poly. Yola | NE | 440,791,315.50 | 272,192,939.11 | 168,598,376.39 |
| 5 | Tatari Ali Polytechnic Bauchi | NE | 380,703,502.00 | 254,397,976.70 | 126,305,525.30 |
| 6 | Ramat Polytechnic Maiduguri | NE | 380,703,502.00 | 4,250,000.00 | 376,453,502.00 |
| 7 | Taraba State Polytechnic | NE | 380,703,502.00 | 205,900,285.08 | 174,803,216.92 |
| 8 | Mai Idris Aloomo Polytechnic, Yobe | NE | 380,703,502.00 | 96,963,411.70 | 283,740,090.30 |
| 9 | Federal Polytechnic, Bali Taraba State | NE | 380,703,502.00 | 75,261,475.38 | 305,442,026.62 |
| | Total | | 3,486,419,331.50 | 1,431,382,911.37 | 2,055,036,420.13 |
| 1 | Waziri Umaru Polytechnic Birnin-Kebbi | NW | 380,703,502.00 | 92,713,411.70 | 287,990,090.30 |
| 2 | Federal Polytechnic Kaura Namoda | NW | 380,703,502.00 | 72,966,999.26 | 307,736,502.74 |
| 3 | Federal Polytechnic Kaduna | NW | 380,703,502.00 | 92,713,411.70 | 287,990,090.30 |
| 4 | Hussaini Adamu Poly. Kazure | NW | 380,703,502.00 | 104,297,976.70 | 276,405,525.30 |
| 5 | Nuhu Bamalli Polytechnic Zaria | NW | 380,703,502.00 | 104,297,976.70 | 276,405,525.30 |
| 6 | Kano State Polytechnic | NW | 380,703,502.00 | 7,334,565.00 | 373,368,937.00 |
| 7 | Hassan Usman Poly. Katsina | NW | 380,703,502.00 | 246,023,802.32 | 134,679,699.68 |
| 8 | Sokoto State Polytechnic (Umar Ali Shinkafi) | NW | 380,703,502.00 | 305,213,411.70 | 75,490,090.30 |

| | | | | | |
|----|--|----|-------------------------|-------------------------|-------------------------|
| 9 | Abdul Gusau Poly. Zamfara | NW | 380,703,502.00 | 239,063,411.70 | 141,640,090.30 |
| 10 | Jigawa State Polytechnic, Dutse | NW | 380,703,502.00 | 92,713,411.70 | 287,990,090.30 |
| 11 | Binyaminu Usman Polytechnic, hadejia, Jigawa state | NW | - | - | - |
| 12 | Air Force Institute of Technology, Kaduna | NW | 109,074,602.00 | - | 109,074,602.00 |
| | Total | | 3,916,109,622.00 | 1,357,338,378.48 | 2,558,771,243.52 |
| 1 | Federal Polytechnic Oko Anambra | SE | 380,703,502.00 | 104,243,411.70 | 276,460,090.30 |
| 2 | Federal Polytechnic Nekede | SE | 380,703,502.00 | 244,613,411.70 | 136,090,090.30 |
| 3 | Abia State Polytechnic | SE | 380,703,502.00 | 96,963,411.70 | 283,740,090.30 |
| 4 | Akanu Ibiam Polytechnic Uwana | SE | 380,703,502.00 | 92,713,411.70 | 287,990,090.30 |
| 5 | Institute of Management & Technology Enugu | SE | 380,703,502.00 | 73,757,088.14 | 306,946,413.86 |
| 6 | Imo State Polytechnic, Umuagwo | SE | 380,703,502.00 | 300,963,411.70 | 79,740,090.30 |
| 7 | Enugu State Polytechnic, Iwollo | SE | - | - | - |
| | Total | | 2,284,221,012.00 | 913,254,146.64 | 1,370,966,865.36 |
| 1 | Federal Polytechnic Auchi | SS | 380,703,502.00 | 250,837,976.70 | 129,865,525.30 |
| 2 | Akwa Ibom State Polytechnic | SS | 380,703,502.00 | 249,513,411.70 | 131,190,090.30 |
| 3 | Rivers State Polytechnic Bori (Kenule Beeson Saro Wiwa) | SS | 380,703,502.00 | 92,713,411.70 | 287,990,090.30 |
| 4 | Delta State Poly. Ozoro | SS | 511,298,282.00 | 58,900,285.08 | 452,397,996.92 |
| 5 | Delta State Poly. Otefe | SS | 443,798,282.00 | 92,713,411.70 | 351,084,870.30 |
| 6 | Delta State Poly. Ogwashi-Uku | SS | 380,703,502.00 | 225,013,411.70 | 155,690,090.30 |
| 7 | Federal Polytechnic Ekowe | SS | 380,703,502.00 | 11,584,565.00 | 369,118,937.00 |
| 8 | Edo State Polytechnic Useni (former IMT Useni) | SS | 380,703,502.00 | 222,563,411.70 | 158,140,090.30 |
| 9 | Federal Polytechnic Ukana, Akwa Ibom | SS | 380,703,502.00 | - | 380,703,502.00 |
| 10 | National Institute For Construction Techno. Uromi, Edo State | SS | 271,628,900.00 | - | 271,628,900.00 |
| 11 | Federal Polytechnic of Oil & Gas, bonny, Rivers | SS | 380,703,502.00 | - | 380,703,502.00 |
| | Total | | 4,272,353,480.00 | 1,203,839,885.28 | 3,068,513,594.72 |
| 1 | Federal Polytechnic Ilaro | SW | 380,703,502.00 | 273,017,976.70 | 107,685,525.30 |
| 2 | Federal Polytechnic Ado-Ekiti | SW | 380,703,502.00 | 4,250,000.00 | 376,453,502.00 |
| 3 | Federal Polytechnic Ede | SW | 380,703,502.00 | 7,334,565.00 | 373,368,937.00 |
| 4 | The Polytechnic Ibadan | SW | 380,703,502.00 | 237,263,411.70 | 143,440,090.30 |
| 5 | Yaba College of Tech. Yaba | SW | 380,703,502.00 | 222,416,999.26 | 158,286,502.74 |
| 6 | Lagos State Polytechnic | SW | 380,703,502.00 | 229,263,411.70 | 151,440,090.30 |
| 7 | Moshood Abiola Poly. Abeokuta | SW | 380,703,502.00 | - | 380,703,502.00 |
| 8 | Rufus Giwa Polytechnic Owo | SW | 380,703,502.00 | 109,074,602.00 | 271,628,900.00 |
| 9 | Osun State Polytechnic Iree | SW | 380,703,502.00 | 221,128,900.00 | 159,574,602.00 |
| 10 | Osun State Coll. Tech. Esa-Oke | SW | 443,798,282.00 | 92,713,411.70 | 351,084,870.30 |

| | | | | | |
|----|--|----|--------------------------|-------------------------|--------------------------|
| 11 | FEDERAL POLYTECHNIC, ILE OLUJI ONDO STATE | SW | 380,703,502.00 | 232,033,411.70 | 148,670,090.30 |
| 12 | Abraham Adesanya Polytechnic, Ijebu -Ode | SW | 436,298,282.00 | - | 436,298,282.00 |
| 13 | Oke-Ogun Polytechnic, Saki, oyo State | SW | - | - | - |
| 14 | Gateway (ICT) Polytechnic, Sapaade, Ode Remu, Ogun State | SW | - | - | - |
| 15 | The Ibarapa Polytechnic, Eruwa, Oyo State. | SW | - | - | - |
| 16 | Oyo State College of Agriculture & technology, Igboora | SW | - | - | - |
| 17 | Ogun State Institute of Technology, Igbesa | SW | - | - | - |
| | Total | | 4,687,131,584.00 | 1,628,496,689.76 | 3,058,634,894.24 |
| | Grant Total | | 22,453,270,049.50 | 7,783,706,461.81 | 14,669,563,587.69 |

Source: TETFund

Table 8. 9: Grand Total for Polytechnics Projects: 2019

| S/N | INSTITUTIONS | ZONE | GRAND TOTAL FOR 2019 | | |
|-----|--|------|-------------------------|-----------------------|-------------------------|
| | | | Allocation | Disbursement | Balance |
| 1 | Federal Polytechnic Idah | NC | 467,701,842.00 | 98,600,000.00 | 369,101,842.00 |
| 2 | Federal Polytechnic Offa | NC | 351,701,842.00 | - | 351,701,842.00 |
| 3 | Federal Polytechnic Nasarawa | NC | 501,701,842.00 | 284,940,000.00 | 216,761,842.00 |
| 4 | Federal Polytechnic Bida | NC | 651,701,842.00 | 174,000,000.00 | 477,701,842.00 |
| 5 | Benue State Poly. Ugbokolo | NC | 351,701,842.00 | 8,500,000.00 | 343,201,842.00 |
| 6 | Kogi State Polytechnic Lokoja | NC | 351,701,842.00 | 6,100,000.00 | 345,601,842.00 |
| 7 | Kwara State Polytechnic Ilorin | NC | 351,701,842.00 | - | 351,701,842.00 |
| 8 | Niger State Polytechnic | NC | 351,701,842.00 | 132,840,000.00 | 218,861,842.00 |
| 9 | Plateau State Poly. B/Ladi | NC | 351,701,842.00 | - | 351,701,842.00 |
| 10 | Nasarawa State Polytechnic | NC | 351,701,842.00 | - | 351,701,842.00 |
| | Total | | 4,083,018,420.00 | 704,980,000.00 | 3,378,038,420.00 |
| 1 | Federal Polytechnic Mubi Adamawa | NE | 351,701,842.00 | - | 351,701,842.00 |
| 2 | Federal Polytechnic Bauchi | NE | 651,701,842.00 | - | 651,701,842.00 |
| 3 | Federal Polytechnic Damaturu | NE | 351,701,842.00 | 172,200,000.00 | 179,501,842.00 |
| 4 | Adamawa State Poly. Yola | NE | 351,701,842.00 | - | 351,701,842.00 |
| 5 | Tatari Ali Polytechnic Bauchi | NE | 551,701,842.00 | 269,480,000.00 | 282,221,842.00 |
| 6 | Ramat Polytechnic Maiduguri | NE | 351,701,842.00 | - | 351,701,842.00 |
| 7 | Taraba State Polytechnic | NE | 451,701,842.00 | 85,000,000.00 | 366,701,842.00 |
| 8 | Mai Idris Aloomo Polytechnic, Yobe | NE | 351,701,842.00 | - | 351,701,842.00 |
| 9 | Federal Polytechnic, Bali Taraba State | NE | 351,701,842.00 | - | 351,701,842.00 |
| | Total | | 3,765,316,578.00 | 526,680,000.00 | 3,238,636,578.00 |
| 1 | Waziri Umaru Polytechnic Birnin-Kebbi | NW | 351,701,842.00 | - | 351,701,842.00 |

| | | | | | |
|----|--|----|-------------------------|-----------------------|-------------------------|
| 2 | Federal Polytechnic Kaura Namoda | NW | 351,701,842.00 | - | 351,701,842.00 |
| 3 | Federal Polytechnic Kaduna | NW | 351,701,842.00 | - | 351,701,842.00 |
| 4 | Hussaini Adamu Poly. Kazure | NW | 351,701,842.00 | - | 351,701,842.00 |
| 5 | Nuhu Bamalli Polytechnic Zaria | NW | 442,701,842.00 | 37,500,000.00 | 405,201,842.00 |
| 6 | Kano State Polytechnic | NW | 551,701,842.00 | 8,500,000.00 | 543,201,842.00 |
| 7 | Hassan Usman Poly. Katsina | NW | 701,701,842.00 | 350,560,000.00 | 351,141,842.00 |
| 8 | Sokoto State Polytechnic (Umar Ali Shinkafi) | NW | 351,701,842.00 | - | 351,701,842.00 |
| 9 | Abdul Gusau Poly. Zamfara | NW | 351,701,842.00 | 142,680,000.00 | 209,021,842.00 |
| 10 | Jigawa State Polytechnic, Dutse | NW | 322,807,314.00 | - | 322,807,314.00 |
| 11 | Binyaminu Usman Polytechnic, hadejia, Jigawa state | NW | 351,701,842.00 | - | 351,701,842.00 |
| 12 | Air Force Institute of Technology, Kaduna | NW | 601,701,842.00 | 270,680,000.00 | 331,021,842.00 |
| | Total | | 5,082,527,576.00 | 809,920,000.00 | 4,272,607,576.00 |
| | | | | | |
| 1 | Federal Polytechnic Oko Anambra | SE | 851,701,842.00 | 425,000,000.00 | 426,701,842.00 |
| 2 | Federal Polytechnic Nekede | SE | 351,701,842.00 | 152,520,000.00 | 199,181,842.00 |
| 3 | Abia State Polytechnic | SE | 351,701,842.00 | - | 351,701,842.00 |
| 4 | Akanu Ibiam Polytechnic Uwana | SE | 751,701,842.00 | - | 751,701,842.00 |
| 5 | Institute of Management & Technology Enugu | SE | 322,807,314.00 | 8,500,000.00 | 314,307,314.00 |
| 6 | Imo State Polytechnic, Umuagwo | SE | 601,701,842.00 | 150,000,000.00 | 451,701,842.00 |
| 7 | Enugu State Polytechnic, Iwollo | SE | 351,701,842.00 | 164,820,000.00 | 186,881,842.00 |
| | Total | | 3,583,018,366.00 | 900,840,000.00 | 2,682,178,366.00 |
| | | | | | |
| 1 | Federal Polytechnic Auchi | SS | 351,701,842.00 | 140,220,000.00 | 211,481,842.00 |
| 2 | Akwa Ibom State Polytechnic | SS | 351,701,842.00 | - | 351,701,842.00 |
| 3 | Rivers State Polytechnic Bori (Kenule Beeson Saro Wiwa) | SS | 351,701,842.00 | - | 351,701,842.00 |
| 4 | Delta State Poly. Ozoro | SS | 351,701,842.00 | 8,500,000.00 | 343,201,842.00 |
| 5 | Delta State Poly. Otefe | SS | 322,807,314.00 | - | 322,807,314.00 |
| 6 | Delta State Poly. Ogwashi-Uku | SS | 1,238,807,314.00 | 712,000,000.00 | 526,807,314.00 |
| 7 | FEDERAL POLYTECHNIC EKOWE | SS | 351,701,842.00 | 8,500,000.00 | 343,201,842.00 |
| 8 | Edo State Polytechnic Useni (former IMT Useni) | SS | 351,701,842.00 | 130,380,000.00 | 221,321,842.00 |
| 9 | Federal Polytechnic Ukana, Akwa Ibom | SS | 351,701,842.00 | - | 351,701,842.00 |
| 10 | National Institute For Construction Techno. Uromi, Edo State | SS | 322,807,314.00 | - | 322,807,314.00 |
| 11 | Federal Polytechnic of Oil & Gas, bonny, Rivers | SS | 351,701,842.00 | - | 351,701,842.00 |
| | Total | | 4,698,036,678.00 | 999,600,000.00 | 3,698,436,678.00 |
| | | | | | |
| 1 | Federal Polytechnic Ilaro | SW | 651,701,842.00 | 183,000,000.00 | 468,701,842.00 |
| 2 | Federal Polytechnic Ado-Ekiti | SW | 351,701,842.00 | - | 351,701,842.00 |
| 3 | Federal Polytechnic Ede | SW | 351,701,842.00 | 8,500,000.00 | 343,201,842.00 |
| 4 | The Polytechnic Ibadan | SW | 780,701,842.00 | 265,000,000.00 | 515,701,842.00 |

| | | | | | |
|----|--|----|--------------------------|-------------------------|--------------------------|
| 5 | Yaba College of Tech. Yaba | SW | 351,701,842.00 | - | 351,701,842.00 |
| 6 | Lagos State Polytechnic | SW | 351,701,842.00 | - | 351,701,842.00 |
| 7 | Moshood Abiola Poly. Abeokuta | SW | 322,807,314.00 | - | 322,807,314.00 |
| 8 | Rufus Giwa Polytechnic Owo | SW | 651,701,842.00 | - | 651,701,842.00 |
| 9 | Osun State Polytechnic Iree | SW | 322,807,314.00 | - | 322,807,314.00 |
| 10 | Osun State Coll. Tech. Esa-Oke | SW | 351,701,842.00 | 140,220,000.00 | 211,481,842.00 |
| 11 | FEDERAL POLYTECHNIC, ILE OLUJI ONDO STATE | SW | 351,701,842.00 | 151,040,000.00 | 200,661,842.00 |
| 12 | Abraham Adesanya Polytechnic, Ijebu -Ode | SW | 322,807,314.00 | - | 322,807,314.00 |
| 13 | Oke-Ogun Polytechnic, Saki, oyo State | SW | 351,701,842.00 | 138,240,000.00 | 213,461,842.00 |
| 14 | Gateway (ICT) Polytechnic, Sapaade, Ode Remu, Ogun State | SW | 351,701,842.00 | 135,680,000.00 | 216,021,842.00 |
| 15 | The Ibarapa Polytechnic, Eruwa, Oyo State. | SW | 322,807,314.00 | - | 322,807,314.00 |
| 16 | Oyo State College of Agriculture & Technology, Igboora | SW | - | - | - |
| 17 | Ogun State Institute of Technology, Igbesa | SW | - | - | - |
| | Total | | 6,188,949,518.00 | 1,021,680,000.00 | 5,167,269,518.00 |
| | Grand Total | | 27,400,867,136.00 | 4,963,700,000.00 | 22,437,167,136.00 |

Source: TETFund

Table 8. 10: Colleges of Education Projects on Geopolitical Zones: 2017 – 2019

| S/N | INSTITUTIONS | - | GRAND TOTAL FOR 2017 | | | GRAND TOTAL FOR 2018 | | | GRAND TOTAL FOR 2019 | | |
|-----|--|----|-------------------------|-------------------------|-------------------------|-------------------------|-------------------------|-------------------------|-------------------------|-----------------------|-------------------------|
| | | | Allocation | Disbursement | Balance | Allocation | Disbursement | Balance | Allocation | Disbursement | Balance |
| 1 | Federal College of Education Okene | NC | 308,700,000.00 | 94,290,860.00 | 214,409,140.00 | 364,084,900.00 | 105,318,410.00 | 258,766,490.00 | 354,226,346.00 | 3,183,700.00 | 351,042,646.00 |
| 2 | Federal College of Education Kotangora | NC | 383,700,000.00 | 181,021,400.00 | 202,678,600.00 | 364,084,900.00 | 90,760,110.00 | 273,324,790.00 | 354,226,346.00 | - | 354,226,346.00 |
| 3 | Federal College of Education Pankshin | NC | 308,700,000.00 | 71,314,800.00 | 237,385,200.00 | 364,084,900.00 | 71,098,862.00 | 292,986,038.00 | 554,226,346.00 | - | 554,226,346.00 |
| 4 | Federal College of Education Zuba | NC | 308,700,000.00 | 76,250,000.00 | 232,450,000.00 | 364,084,900.00 | 72,566,885.50 | 291,518,014.50 | 354,226,346.00 | - | 354,226,346.00 |
| 5 | Benue State Coll. Of Educ. Kat. Ala | NC | 75,000,000.00 | 63,750,000.00 | 11,250,000.00 | 364,084,900.00 | 196,734,064.00 | 167,350,836.00 | 80,326,346.00 | - | 80,326,346.00 |
| 6 | Benue State Coll. Of Educ. Oju | NC | 308,700,000.00 | 215,312,100.00 | 93,387,900.00 | 106,776,600.00 | - | 106,776,600.00 | 354,226,346.00 | - | 354,226,346.00 |
| 7 | Coll. Of Education Ankpa | NC | 75,000,000.00 | 75,000,000.00 | - | 364,084,900.00 | 90,760,110.00 | 273,324,790.00 | 80,326,346.00 | - | 80,326,346.00 |
| 8 | Coll. Of Education Ilorin | NC | 308,700,000.00 | 208,733,800.00 | 99,966,200.00 | 106,776,600.00 | 90,760,110.00 | 16,016,490.00 | 80,326,346.00 | - | 80,326,346.00 |
| 9 | Coll. Of Education Oro Kwara | NC | 75,000,000.00 | 50,250,000.00 | 24,750,000.00 | 106,776,600.00 | 90,760,110.00 | 16,016,490.00 | 354,226,346.00 | 526,800.00 | 353,699,546.00 |
| 10 | Coll. Of Education (T) Lafiagi | NC | 75,000,000.00 | 51,000,000.00 | 24,000,000.00 | 364,084,900.00 | 221,443,945.00 | 142,640,955.00 | 80,326,346.00 | - | 80,326,346.00 |
| 11 | Coll. Of Education Minna | NC | 308,700,000.00 | 100,307,000.00 | 208,393,000.00 | 364,084,900.00 | 105,463,144.00 | 258,621,756.00 | 354,226,346.00 | - | 354,226,346.00 |
| 12 | Coll. Of Education Akwanga | NC | 308,700,000.00 | 185,000,000.00 | 123,700,000.00 | 364,084,900.00 | 228,283,510.00 | 135,801,390.00 | 454,226,346.00 | 219,520,000.00 | 234,706,346.00 |
| 13 | Coll. Of Education Gindiri | NC | 308,700,000.00 | 267,411,000.00 | 41,289,000.00 | 364,084,900.00 | 329,941,510.00 | 34,143,390.00 | 654,226,346.00 | 378,520,000.00 | 275,706,346.00 |
| 14 | Nig. Army Educ. Corps & School Ilorin | NC | 308,700,000.00 | 106,000,000.00 | 202,700,000.00 | 364,084,900.00 | 121,900,000.00 | 242,184,900.00 | 354,226,346.00 | 125,080,000.00 | 229,146,346.00 |
| 15 | Kogi State College of Education (Technical), Kabba | NC | 308,700,000.00 | 182,375,000.00 | 126,325,000.00 | 106,776,600.00 | 90,760,110.00 | 16,016,490.00 | 454,226,346.00 | 127,440,000.00 | 326,786,346.00 |
| | TOTAL | | 3,770,700,000.00 | 1,928,015,960.00 | 1,842,684,040.00 | 4,432,040,300.00 | 1,906,550,880.50 | 2,525,489,419.50 | 4,917,795,190.00 | 854,270,500.00 | 4,063,524,690.00 |
| 1 | Federal College of Education Yola | NE | 308,700,000.00 | 83,750,000.00 | 224,950,000.00 | 364,084,900.00 | 4,789,200.00 | 359,295,700.00 | 354,226,346.00 | - | 354,226,346.00 |
| 2 | Federal College of Education (T) Gombe | NE | 308,700,000.00 | 53,747,431.00 | 254,952,569.00 | 364,084,900.00 | 106,776,600.00 | 257,308,300.00 | 654,226,346.00 | - | 654,226,346.00 |
| 3 | Federal College of Education (T) Potiskum | NE | 308,700,000.00 | 178,766,600.00 | 129,933,400.00 | 364,084,900.00 | 235,502,310.00 | 128,582,590.00 | 354,226,346.00 | 139,240,000.00 | 214,986,346.00 |
| 4 | Adamawa State Coll. Of Educ. Hong | NE | 308,700,000.00 | 206,174,600.00 | 102,525,400.00 | 364,084,900.00 | 150,318,300.00 | 213,766,600.00 | 704,226,346.00 | 134,749,100.00 | 569,477,246.00 |
| 5 | Bauchi State coll. Of Educ. Azare | NE | 308,700,000.00 | 215,250,000.00 | 93,450,000.00 | 364,084,900.00 | 238,676,660.00 | 125,408,240.00 | 80,326,346.00 | - | 80,326,346.00 |

| | | | | | | | | | | | |
|----|---|----|-------------------------|-------------------------|-------------------------|-------------------------|-------------------------|-------------------------|-------------------------|-----------------------|-------------------------|
| 6 | Umar,Ibn El-kanemi Coll.of Ed.Sci.& Tech. | NE | 75,000,000.00 | 75,000,000.00 | - | 364,084,900.00 | 221,149,110.00 | 142,935,790.00 | 80,326,346.00 | - | 80,326,346.00 |
| 7 | Kashim Ibrahim Coll. Of Educ. M/guri | NE | 75,000,000.00 | 75,000,000.00 | - | 106,776,600.00 | - | 106,776,600.00 | 354,226,346.00 | 502,105.41 | 353,724,240.59 |
| 8 | Coll. Of Educ. Waka Biu | NE | 308,700,000.00 | 290,825,570.00 | 17,874,430.00 | 106,776,600.00 | 90,760,110.00 | 16,016,490.00 | 80,326,346.00 | - | 80,326,346.00 |
| 9 | Coll. Of Education Jalingo-Zing | NE | 308,700,000.00 | 187,250,000.00 | 121,450,000.00 | 364,084,900.00 | 219,210,110.00 | 144,874,790.00 | 354,226,346.00 | 127,440,000.00 | 226,786,346.00 |
| 10 | Umar Suleiman Coll. Of Education Gashua Yobe | NE | 308,700,000.00 | 94,623,200.00 | 214,076,800.00 | 364,084,900.00 | 117,057,000.00 | 247,027,900.00 | 354,226,346.00 | 810,200.00 | 353,416,146.00 |
| 11 | College of Education, Kangere, Bauchi State | NE | - | - | - | 620,469,359.69 | 335,053,454.23 | 285,415,905.46 | 354,226,346.00 | 145,492,600.00 | 208,733,746.00 |
| 12 | College of Education, Billiri, Gombe | NE | - | - | - | 106,776,600.00 | 57,659,364.00 | 49,117,236.00 | 354,226,346.00 | 141,798,242.25 | 212,428,103.75 |
| | TOTAL | | 2,619,600,000.00 | 1,460,387,401.00 | 1,159,212,599.00 | 3,853,478,359.69 | 1,776,952,218.23 | 2,076,526,141.46 | 4,079,016,152.00 | 690,032,247.66 | 3,388,983,904.34 |
| | | | | | | | | | | | |
| 1 | Federal College of Education Zaria | NW | 308,700,000.00 | 55,502,000.00 | 253,198,000.00 | 364,084,900.00 | - | 364,084,900.00 | 554,226,346.00 | - | 554,226,346.00 |
| 2 | Federal College of Education (T) Bichi | NW | 308,700,000.00 | 83,413,985.50 | 225,286,014.50 | 364,084,900.00 | 90,760,110.00 | 273,324,790.00 | 354,226,346.00 | - | 354,226,346.00 |
| 3 | Federal College of Education Kano | NW | 308,700,000.00 | 156,500,000.00 | 152,200,000.00 | 364,084,900.00 | 233,276,600.00 | 130,808,300.00 | 354,226,346.00 | - | 354,226,346.00 |
| 4 | Federal College of Education Katsina | NW | 308,700,000.00 | 211,750,000.00 | 96,950,000.00 | 364,084,900.00 | 245,303,410.00 | 118,781,490.00 | 354,226,346.00 | 151,040,000.00 | 203,186,346.00 |
| 5 | Federal College of Education(T) Gusau | NW | 308,700,000.00 | 77,666,000.00 | 231,034,000.00 | 364,084,900.00 | 101,006,510.00 | 263,078,390.00 | 354,226,346.00 | - | 354,226,346.00 |
| 6 | Coll. Of Education Gumel Jigawa | NW | 308,700,000.00 | 60,500,000.00 | 248,200,000.00 | 364,084,900.00 | 66,396,874.00 | 297,688,026.00 | 354,226,346.00 | - | 354,226,346.00 |
| 7 | Coll. Of Education Gidan Waya | NW | 308,700,000.00 | 74,500,000.00 | 234,200,000.00 | 364,084,900.00 | 105,318,410.00 | 258,766,490.00 | 354,226,346.00 | 2,224,975.00 | 352,001,371.00 |
| 8 | Sa'adatu Rimi College of Education, Kumbotso | NW | 308,700,000.00 | 94,166,100.00 | 214,533,900.00 | 364,084,900.00 | 235,576,600.00 | 128,508,300.00 | 354,226,346.00 | - | 354,226,346.00 |
| 9 | Isa Kaita Coll. Of Educ Dutsin-Ma | NW | 308,700,000.00 | 207,911,200.00 | 100,788,800.00 | 864,084,900.00 | 466,849,898.00 | 397,235,002.00 | 354,226,346.00 | 140,227,900.00 | 213,998,446.00 |
| 10 | Adamu Augie Coll.of Educ.Argungu | NW | 308,700,000.00 | 223,294,950.00 | 85,405,050.00 | 478,334,394.47 | 316,469,786.46 | 161,864,608.01 | 354,226,346.00 | 150,660,000.00 | 203,566,346.00 |
| 11 | Shehu Shagari Coll. Of Edu Sokoto | NW | 308,700,000.00 | 216,000,000.00 | 92,700,000.00 | 364,084,900.00 | 219,414,664.00 | 144,670,236.00 | 354,226,346.00 | 22,520,300.00 | 331,706,046.00 |
| 12 | Zamfara State College of Education Maru | NW | 308,700,000.00 | 224,107,520.01 | 84,592,479.99 | 364,084,900.00 | 209,649,364.00 | 154,435,536.00 | 354,226,346.00 | 143,960,000.00 | 210,266,346.00 |
| 13 | Kano State College of Education & Preliminary Studies | NW | - | - | - | - | - | - | - | - | - |
| | TOTAL | | 3,704,400,000.00 | 1,685,311,755.51 | 2,019,088,244.49 | 4,983,268,294.47 | 2,290,022,226.46 | 2,693,246,068.01 | 4,450,716,152.00 | 610,633,175.00 | 3,840,082,977.00 |

| | | | | | | | | | | | |
|----|---|----|-------------------------|-------------------------|-------------------------|-------------------------|-------------------------|-------------------------|-------------------------|-----------------------|-------------------------|
| 1 | Federal College of Education (T) Umunze | SE | 308,700,000.00 | 194,660,200.00 | 114,039,800.00 | 364,084,900.00 | 144,900,000.00 | 219,184,900.00 | 354,226,346.00 | - | 354,226,346.00 |
| 2 | Federal College of Education Eha-Amufu | SE | 308,700,000.00 | 95,000,000.00 | 213,700,000.00 | 364,084,900.00 | 101,068,410.00 | 263,016,490.00 | 354,226,346.00 | 508,900.00 | 353,717,446.00 |
| 3 | Federal College of Education Arochukwu(Abia State COE) | SE | 308,700,000.00 | 204,459,050.01 | 104,240,949.99 | 364,084,900.00 | 228,760,110.00 | 135,324,790.00 | 354,226,346.00 | 141,600,000.00 | 212,626,346.00 |
| 4 | Nwafor Orizu (Anam State) COE Nsugbe | SE | 308,700,000.00 | 99,250,000.00 | 209,450,000.00 | 364,084,900.00 | 14,558,300.00 | 349,526,600.00 | 754,226,346.00 | 10,168,820.92 | 744,057,525.08 |
| 5 | Alvan Ikoku Coll. Of Education | SE | 308,700,000.00 | 83,750,000.00 | 224,950,000.00 | 364,084,900.00 | 100,012,510.00 | 264,072,390.00 | 354,226,346.00 | - | 354,226,346.00 |
| 6 | College of Education Ikwo Ebonyi | SE | 308,700,000.00 | 67,661,875.00 | 241,038,125.00 | 364,084,900.00 | 14,231,600.00 | 349,853,300.00 | 354,226,346.00 | - | 354,226,346.00 |
| 7 | Enugu State COE (Tech.), Enugu | SE | 308,700,000.00 | 162,185,000.00 | 146,515,000.00 | 364,084,900.00 | 214,960,110.00 | 149,124,790.00 | 354,226,346.00 | - | 354,226,346.00 |
| | TOTAL | | 6,482,700,000.00 | 3,032,385,400.53 | 3,450,314,599.47 | 8,260,032,394.47 | 3,537,577,294.46 | 4,722,455,100.01 | 2,879,584,422.00 | 152,277,720.92 | 2,727,306,701.08 |
| 1 | Federal College of Education (T) Obudu | SS | 308,700,000.00 | 195,000,000.00 | 113,700,000.00 | 364,084,900.00 | 152,908,300.00 | 211,176,600.00 | 354,226,346.00 | 5,406,100.00 | 348,820,246.00 |
| 2 | Federal College of Education (T) Asaba | SS | 308,700,000.00 | 67,869,000.00 | 240,831,000.00 | 364,084,900.00 | 125,068,410.00 | 239,016,490.00 | 354,226,346.00 | 823,500.00 | 353,402,846.00 |
| 3 | Federal College of Education (T) Omoku | SS | 308,700,000.00 | 88,000,000.00 | 220,700,000.00 | 364,084,900.00 | 14,558,300.00 | 349,526,600.00 | 354,226,346.00 | 2,779,407.50 | 351,446,938.50 |
| 4 | Akwa Ibom State Coll. Of Educ. Afaha | SS | 308,700,000.00 | 70,250,000.00 | 238,450,000.00 | 364,084,900.00 | 92,678,355.00 | 271,406,545.00 | 654,226,346.00 | - | 654,226,346.00 |
| 5 | Coll. Of Education Agbor | SS | 75,000,000.00 | 75,000,000.00 | - | 106,776,600.00 | 90,760,110.00 | 16,016,490.00 | 354,226,346.00 | 14,971,800.00 | 339,254,546.00 |
| 6 | Coll. Of Education Warri | SS | 308,700,000.00 | 202,887,000.00 | 105,813,000.00 | 106,776,600.00 | 90,760,110.00 | 16,016,490.00 | 680,326,346.00 | 510,000,000.00 | 170,326,346.00 |
| 7 | Coll. Of Education Ekiadolor | SS | 308,700,000.00 | 196,200,580.00 | 112,499,420.00 | 106,776,600.00 | - | 106,776,600.00 | 354,226,346.00 | - | 354,226,346.00 |
| 8 | College of Physical Education, Mosogar Delta State | SS | 75,000,000.00 | 50,250,000.00 | 24,750,000.00 | 364,084,900.00 | 133,700,800.00 | 230,384,100.00 | 80,326,346.00 | - | 80,326,346.00 |
| 9 | Coll. Of Educ. Akamkpa | SS | 308,700,000.00 | 59,758,600.00 | 248,941,400.00 | 364,084,900.00 | 90,760,110.00 | 273,324,790.00 | 354,226,346.00 | - | 354,226,346.00 |
| 10 | College of Education Igueben, Edo State | SS | 75,000,000.00 | 75,000,000.00 | - | 364,084,900.00 | 124,200,000.00 | 239,884,900.00 | 80,326,346.00 | - | 80,326,346.00 |
| 11 | Isaac Jasper Boro College of Education, Sagbama | SS | 308,700,000.00 | 166,023,600.00 | 142,676,400.00 | 364,084,900.00 | 124,200,000.00 | 239,884,900.00 | 354,226,346.00 | 127,440,000.00 | 226,786,346.00 |
| | TOTAL | | 2,694,600,000.00 | 1,246,238,780.00 | 1,448,361,220.00 | 3,233,009,000.00 | 1,039,594,495.00 | 2,193,414,505.00 | 3,974,789,806.00 | 661,420,807.50 | 3,313,368,998.50 |
| 1 | Federal College of | SW | | | | | | | | - | |

| | | | | | | | | | | | |
|----|--|----|-------------------------|-------------------------|-------------------------|-------------------------|-----------------------|-------------------------|-------------------------|-----------------------|-------------------------|
| | Education (T) Akoka Lagos | | 308,700,000.00 | 20,000,000.00 | 288,700,000.00 | 364,084,900.00 | 1,709,400.00 | 362,375,500.00 | 354,226,346.00 | | 354,226,346.00 |
| 2 | Federal College of Education Osiele Abeokuta | SW | 308,700,000.00 | 71,000,000.00 | 237,700,000.00 | 364,084,900.00 | 10,284,000.00 | 353,800,900.00 | 354,226,346.00 | - | 354,226,346.00 |
| 3 | Federal College of Education (S) Oyo | SW | 383,700,000.00 | 163,000,000.00 | 220,700,000.00 | 364,084,900.00 | 80,759,792.00 | 283,325,108.00 | 354,226,346.00 | 18,569,300.00 | 335,657,046.00 |
| 4 | Adeniran Ogunsanya College of Education Ijanikin | SW | 75,000,000.00 | - | 75,000,000.00 | 364,084,900.00 | 9,962,812.50 | 354,122,087.50 | 80,326,346.00 | - | 80,326,346.00 |
| 5 | Michael Otedola COPED (COE Noforija Epe). | SW | 308,700,000.00 | 200,602,850.00 | 108,097,150.00 | 106,776,600.00 | 90,760,110.00 | 16,016,490.00 | 804,226,346.00 | 274,000,000.00 | 530,226,346.00 |
| 6 | Adeyemi Coll. Of Educ. Ondo | SW | 308,700,000.00 | 20,000,000.00 | 288,700,000.00 | 364,084,900.00 | 10,308,300.00 | 353,776,600.00 | 354,226,346.00 | 5,085,700.00 | 349,140,646.00 |
| 7 | Coll. Of Education Ikere Ekiti | SW | 308,700,000.00 | 83,750,000.00 | 224,950,000.00 | 364,084,900.00 | 10,280,600.00 | 353,804,300.00 | 354,226,346.00 | - | 354,226,346.00 |
| 8 | Osun State Coll. Of Educ. Ilesha | SW | 150,000,000.00 | 115,500,000.00 | 34,500,000.00 | 364,084,900.00 | 216,910,110.00 | 147,174,790.00 | 380,326,346.00 | 159,000,000.00 | 221,326,346.00 |
| 9 | Coll. Of Educ. Ila Orangun Osun | SW | 308,700,000.00 | 191,501,200.00 | 117,198,800.00 | 106,776,600.00 | 90,760,110.00 | 16,016,490.00 | 470,226,346.00 | - | 470,226,346.00 |
| 10 | Emmanuel Ayande College of Education, Oyo | SW | 308,700,000.00 | 52,500,000.00 | 256,200,000.00 | 364,084,900.00 | 57,659,364.00 | 306,425,536.00 | 480,326,346.00 | - | 480,326,346.00 |
| 11 | Tai Solarin Coll. Of Educ. Ijebu-Ode | SW | 308,700,000.00 | 83,750,000.00 | 224,950,000.00 | 364,084,900.00 | 94,518,510.00 | 269,566,390.00 | 354,226,346.00 | - | 354,226,346.00 |
| 12 | College of Education, Lanlate, Oyo State | SW | - | - | - | - | - | - | 354,226,346.00 | 130,380,000.00 | 223,846,346.00 |
| | TOTAL | | 3,078,300,000.00 | 1,001,604,050.00 | 2,076,695,950.00 | 3,490,317,300.00 | 673,913,108.50 | 2,816,404,191.50 | 4,695,016,152.00 | 587,035,000.00 | 4,107,981,152.00 |

Source: TETFund

8.3 Scholarship Awards

The Federal Government rewards students who perform excellently in West African Senior Secondary Certificate Examinations (WASSCE), First and Master's degree with Scholarship Awards to assist them in the pursuit of their Undergraduate and postgraduate studies in Nigerian Universities and abroad as well as in Nigerian Polytechnics and Colleges of education.

The foreign scholarship involves the Commonwealth awards and awards from countries having Bi-lateral Education Agreement with Nigeria. The Tables below show the award for under and post graduate studies in Nigeria and Commonwealth programs abroad (2017-2019).

Table 8. 11: Nigerian Undergraduate and Post Graduate Scholarship Awards by Tertiary Institutions and Year

| Year | 2015 | | 2016 | | 2017 | | 2018 | | 2019 | |
|--|---------------------|---------------------|----------------------|---------------------|---------------------|----------------------|---------------------|----------------------|---------------------|----------------------|
| <i>Institution</i> | <i>No of Awards</i> | <i>No of Awards</i> | <i>Cost in Naira</i> | <i>No of Awards</i> | <i>No of Awards</i> | <i>Cost in Naira</i> | <i>No of Awards</i> | <i>Cost in Naira</i> | <i>No of Awards</i> | <i>Cost in Naira</i> |
| Universities | NO AWARD | 555 | 83,250,000 | NO AWARD | 173 | 25,500,00 | 292 | 43,800,000 | | |
| Polytechnics | NO AWARD | 370 | 37,000,000 | NO AWARD | 23 | 2,300,00 | 107 | 10,700,000 | | |
| Colleges of Education | NO AWARD | 370 | 37,000,000 | NO AWARD | 20 | 2,000,000 | 44 | 4,400,000 | | |
| Post Graduate awards in Tertiary Institutions | NO AWARD | 148 | 26,640,000 | NO AWARD | 48 | 3,640,000 | 66 | 11,880,000 | | |
| Total | | 1443 | 183,890,000 | | 261 | 38,440,009 | 509 | 70,780,000 | | |

Note: There was no Provision made for the conduct of fresh Awards for the years 2015 and 2017

Table 8. 12. Summary of Commonwealth Scholarship and Fellowship Programme Awards: 2015-2019

| Year | 2015 | 2016 | 2017 | 2018 | 2019 |
|-----------------------|------------|------------|------------|------------|------------|
| Country | No. Awards | No. Awards | No. Awards | No. Awards | No. Awards |
| UNITED KINGDOM | 20 | 16 | 15 | 25 | 23 |
| CANADA | NIL | NIL | NIL | NIL | NIL |
| NEW ZEALAND | 1 | 1 | NIL | NIL | NIL |
| INDIA | NIL | NIL | NIL | NIL | NIL |
| AFRICAN UNION | NIL | NIL | NIL | NIL | NIL |
| Total | 21 | 17 | 15 | 25 | 23 |

NIGERIA
EDUCATION KEY
INDICATORS, 2019

NIGERIA

| Basic and Post-Basic Education Indicators | | | | | | | | | |
|---|------------|------------|---------------|-----------------------|------------|----------------|------------|------------|------------|
| PRE-PRIMARY SCHOOL | | | | | | | | | |
| Indicator | Public | Private | Total | Demographic Data | | | Male | Female | Both |
| Gender parity Index (GER) | | 1.08 | | Pop aged(3-5) | | | 9,208,691 | 9,164,810 | 18,373,501 |
| Gender parity Index (NER) | | 1.02 | | Pop aged 3 | | | 3,142,485 | 3,122,572 | 6,265,057 |
| Gender Gap (Gross) | | 3.31 | | Pop aged 5 | | | 2,998,260 | 2,988,769 | 5,987,029 |
| % Female Pupil | 50.32 | 53.32 | 51.75 | Gross enrolment ratio | | | 42.7 | 46.0 | 44.3 |
| Pupil/Teacher Ratio | 24.17 | 15.29 | 18.94 | Completion Rate | | | 34.51 | 35.38 | 34.94 |
| Pupil/Qualified Teacher Ratio | 33.73 | 23.54 | 27.97 | Net Enrolment Ratio | | | 30.41 | 31.09 | 30.75 |
| Pupil Classroom Ratio | | 24.74 | | Survival rate | | | | | |
| Pupil Good Classroom Ratio | | 28.58 | | | | | | | |
| Teacher/Classroom Ratio | | 1.31 | | | | | | | |
| ALL SCHOOLS | | | PUBLIC SCHOOL | | | PRIVATE SCHOOL | | | |
| | Male | Female | Total | Male | Female | Total | Male | Female | Total |
| Enrolment in Pre-primary | 3,927,758 | 4,212,384 | 8,140,142 | 2,120,259 | 2,147,885 | 4,268,144 | 1,807,499 | 2,064,499 | 3,871,998 |
| Aged(3-5) | 2,800,388 | 2,849,432 | 5,649,820 | 1,565,713 | 1,569,697 | 3,135,410 | 1,234,675 | 1,279,735 | 2,514,410 |
| Enrolment in (Nur) 1 | 1,034,087 | 1,032,204 | 2,066,290 | 534,972 | 534,983 | 1,069,954 | 499,115 | 497,221 | 996,336 |
| Enrolment in (Nur) 3 | 1,034,820 | 1,057,290 | 2,092,110 | 724,158 | 753,351 | 1,477,509 | 310,662 | 303,939 | 614,601 |
| Number of Teachers | 152,078 | 277,774 | 429,852 | 69,172 | 107,418 | 176,590 | 82,906 | 170,356 | 253,262 |
| No. of Qualified Teachers | 95,099 | 195,882 | 290,981 | 43,730 | 82,797 | 126,527 | 51,369 | 113,085 | 164,454 |
| % Qualified Teachers | 62.53 | 70.52 | 67.69 | 63.22 | 77.08 | 71.65 | 61.96 | 66.38 | 64.93 |
| Total No. of class rooms | | 329013 | | | 115395 | | | 213618 | |
| Total No. of Good class rooms | | 284775 | | | 84921 | | | 199854 | |
| PRIMARY SCHOOL | | | | | | | | | |
| Indicator | Public | Private | Total | Demographic Data | | | Male | Female | Both |
| Gender parity Index (GER) | | 0.93 | | Pop aged(6-11) | | | 16,846,568 | 16,844,471 | 33,691,039 |
| Gender parity Index (NER) | | 0.95 | | Pop aged 6 | | | 2,930,536 | 2,924,700 | 5,855,236 |
| Gender Gap (Gross) | | -6.32 | | Pop aged 11 | | | 2,682,097 | 2,685,973 | 5,368,070 |
| % Female Pupil | 47.65 | 50.91 | 48.22 | Gross enrolment ratio | | | 92.23 | 85.91 | 89.07 |
| Pupil/Teacher Ratio | 49.84 | 14.60 | 35.02 | Completion Rate | | | 83.47 | 76.01 | 79.74 |
| Pupil/Qualified Teacher Ratio | 58.25 | 17.66 | 41.52 | Net Enrolment Ratio | | | 71.73 | 67.95 | 69.84 |
| Pupil Classroom Ratio | | 59.85 | | Survival rate | | | | | |
| Pupil Good Classroom Ratio | | 83.12 | | | | | | | |
| Teacher/Classroom Ratio | | 1.71 | | | | | | | |
| ALL SCHOOLS | | | PUBLIC SCHOOL | | | PRIVATE SCHOOL | | | |
| | Male | Female | Total | Male | Female | Total | Male | Female | Total |
| Enrolment in Primary | 15,537,663 | 14,471,350 | 30,009,013 | 12,954,401 | 11,792,016 | 24,746,417 | 2,583,262 | 2,679,334 | 5,262,596 |
| Aged(6-11) | 12,083,299 | 11,446,592 | 23,529,891 | 9,739,418 | 9,157,852 | 18,897,270 | 2,343,881 | 2,288,741 | 4,632,622 |
| Enrolment in (Pry) 1 | 2,993,742 | 2,927,822 | 5,921,564 | 2,469,393 | 2,379,287 | 4,848,680 | 524,349 | 548,535 | 1,072,884 |
| Enrolment in (Pry) 6 | 2,238,624 | 2,041,628 | 4,280,252 | 1,973,934 | 1,763,016 | 3,736,950 | 264,690 | 278,612 | 543,302 |
| Number of Teachers | 369,734 | 487,148 | 856,882 | 239,817 | 256,729 | 496,546 | 129,917 | 230,419 | 360,336 |
| No. of Qualified Teachers | 298,972 | 423,828 | 722,800 | 197,438 | 227,421 | 424,859 | 101,534 | 196,407 | 297,941 |
| % Qualified Teachers | 80.86 | 87.00 | 84.35 | 82.33 | 88.58 | 85.56 | 78.15 | 85.24 | 82.68 |
| Total No. of class rooms | | 501437 | | | 307601 | | | 193836 | |
| Total No. of Good class rooms | | 361021 | | | 195510 | | | 165511 | |
| JUNIOR SECONDARY SCHOOL | | | | | | | | | |
| Indicator | Public | Private | Total | Demographic Data | | | Male | Female | Both |
| Gender parity Index (GER) | | 0.99 | | Pop aged(12-14) | | | 7,016,679 | 6,869,260 | 13,885,939 |
| Gender parity Index (NER) | | 1.00 | | Pop aged 12 | | | 2,597,500 | 2,603,268 | 5,200,768 |
| Gender Gap (Gross) | | -0.54 | | Pop aged 14 | | | 2,160,334 | 2,088,072 | 4,248,406 |
| % Female Pupil | 48.82 | 50.39 | 49.21 | Gross enrolment ratio | | | 53.16 | 52.62 | 52.89 |
| Pupil/Teacher Ratio | 17.11 | 7.07 | 12.65 | Completion Rate | | | 54.53 | 57.18 | 55.83 |
| Pupil/Qualified Teacher Ratio | 29.87 | 9.50 | 19.50 | Net Enrolment Ratio | | | 37.51 | 37.45 | 37.48 |
| Pupil Classroom Ratio | | 26.50 | | Survival rate | | | | | |
| Pupil Good Classroom Ratio | | 21.37 | | | | | | | |
| Teacher/Classroom Ratio | | 2.09 | | | | | | | |
| ALL SCHOOLS | | | PUBLIC SCHOOL | | | PRIVATE SCHOOL | | | |
| | Male | Female | Total | Male | Female | Total | Male | Female | Total |
| Enrolment in JSS | 3,730,113 | 3,614,549 | 7,344,662 | 2,826,836 | 2,696,946 | 5,523,782 | 903,277 | 917,603 | 1,820,880 |
| Aged(12-14) | 2,631,816 | 2,572,663 | 5,204,479 | 2,006,381 | 1,923,845 | 3,930,226 | 625,435 | 648,818 | 1,274,253 |
| Enrolment in (JSS) 1 | 1,293,918 | 1,219,335 | 2,513,253 | 975,075 | 900,306 | 1,875,381 | 318,843 | 319,029 | 637,872 |
| Enrolment in (JSS) 3 | 1,178,124 | 1,193,955 | 2,372,079 | 894,474 | 903,307 | 1,797,781 | 283,650 | 290,648 | 574,298 |
| Number of Teachers | 287,382 | 293,030 | 580,412 | 162,578 | 160,332 | 322,910 | 124,804 | 132,698 | 257,502 |
| No. of Qualified Teachers | 178,831 | 197,813 | 376,644 | 89,993 | 94,953 | 184,946 | 88,838 | 102,860 | 191,698 |
| % Qualified Teachers | 62.23 | 67.51 | 64.89 | 55.35 | 59.22 | 57.27 | 71.18 | 77.51 | 74.45 |
| Total No. of class rooms | | 277181 | | | 139118 | | | 138063 | |
| Total No. of Good class rooms | | 343632 | | | 91014 | | | 252618 | |
| SENIOR SECONDARY SCHOOL | | | | | | | | | |
| Indicator | Public | Private | Total | Demographic Data | | | Male | Female | Both |
| Gender parity Index (GER) | | 0.97 | | Pop aged(15-17) | | | 6,214,309 | 5,995,835 | 12,210,144 |
| Gender parity Index (NER) | | 0.98 | | Pop aged 15 | | | 2,096,099 | 2,025,672 | 4,121,771 |
| Gender Gap (Gross) | | -1.54 | | Pop aged 17 | | | 2,049,252 | 1,974,433 | 4,023,685 |
| % Female Pupil | 47.14 | 50.94 | 48.25 | Gross enrolment ratio | | | 45.75 | 44.21 | 44.99 |
| Pupil/Teacher Ratio | 19.68 | 7.01 | 12.88 | Completion Rate | | | 42.67 | 41.68 | 42.19 |
| Pupil/Qualified Teacher Ratio | 28.92 | 9.65 | 18.26 | Net Enrolment Ratio | | | 34.13 | 33.33 | 33.74 |
| Pupil Classroom Ratio | | 28 | | Survival rate | | | | | |
| Pupil Good Classroom Ratio | | 33 | | | | | | | |
| Teacher/Classroom Ratio | | 2 | | | | | | | |
| ALL SCHOOLS | | | PUBLIC SCHOOL | | | PRIVATE SCHOOL | | | |
| | Male | Female | Total | Male | Female | Total | Male | Female | Total |
| Enrolment in SSS | 2,842,820 | 2,650,633 | 5,493,453 | 2,055,310 | 1,832,958 | 3,888,268 | 787,510 | 817,675 | 1,605,185 |
| Aged(15-17) | 2,121,179 | 1,998,327 | 4,119,506 | 1,517,403 | 1,362,435 | 2,879,838 | 603,776 | 635,892 | 1,239,668 |
| Enrolment in (SSS) 1 | 1,012,715 | 945,113 | 1,957,828 | 743,525 | 670,395 | 1,413,920 | 269,190 | 274,718 | 543,908 |
| Enrolment in (SSS) 3 | 874,431 | 822,963 | 1,697,394 | 614,532 | 546,569 | 1,161,101 | 259,899 | 276,394 | 536,293 |
| Number of Teachers | 204,262 | 222,300 | 426,562 | 105,891 | 91,728 | 197,619 | 98,371 | 130,572 | 228,943 |
| No. of Qualified Teachers | 150,207 | 150,599 | 300,806 | 68,724 | 65,709 | 134,433 | 81,483 | 84,890 | 166,373 |
| % Qualified Teachers | 73.54 | 67.75 | 70.52 | 64.90 | 71.63 | 68.03 | 82.83 | 65.01 | 72.67 |
| Total No. of class rooms | | 196208 | | | 83420 | | | 112788 | |
| Total No. of Good class rooms | | 165174 | | | 60210 | | | 104964 | |

Abia State Basic and Post-Basic Education Indicators

| PRE-PRIMARY SCHOOL | | | | | | | | | | |
|-------------------------------|-------------|---------|---------|-----------------------|--------|---------|----------------|---------|---------|--|
| Indicator | Public | Private | Total | Demographic Data | | | Male | Female | Both | |
| Gender parity Index (GER) | | 1.04 | | Pop aged(3-5) | | | 167,946 | 170,320 | 338,266 | |
| Gender parity Index (NER) | | 1.02 | | Pop aged 3 | | | 59,177 | 59,929 | 119,106 | |
| Gender Gap (Gross) | | 2.06 | | Pop aged 5 | | | 52,799 | 53,625 | 106,424 | |
| % Female Pupil | 51.89 | 50.88 | 51.40 | Gross enrolment ratio | | | 48.3 | 50.3 | 49.3 | |
| Pupil/Teacher Ratio | 36.43 | 22.11 | 27.69 | Completion Rate | | | 39.79 | 40.34 | 40.07 | |
| Pupil/Qualified Teacher Ratio | 37.34 | 49.20 | 42.32 | Net Enrolment Ratio | | | 34.40 | 34.96 | 34.68 | |
| Pupil Classroom Ratio | | 23.64 | | Survival rate | | | | | | |
| Pupil Good Classroom Ratio | | 34.89 | | | | | | | | |
| Teacher/Classroom Ratio | | 0.85 | | | | | | | | |
| | ALL SCHOOLS | | | PUBLIC SCHOOL | | | PRIVATE SCHOOL | | | |
| | Male | Female | Total | Male | Female | Total | Male | Female | Total | |
| Enrolment in Pre-primary | 81,059 | 85,712 | 166,771 | 41,106 | 44,333 | 85,439 | 39,953 | 41,379 | 81,332 | |
| Aged(3-5) | 57,779 | 59,543 | 117,322 | 30,147 | 31,221 | 61,368 | 27,632 | 28,322 | 55,954 | |
| Enrolment in (Nur) 1 | 23,962 | 25,301 | 49,263 | 13,032 | 14,326 | 27,358 | 10,930 | 10,975 | 21,905 | |
| Enrolment in (Nur) 3 | 21,009 | 21,633 | 42,642 | 10,840 | 10,782 | 21,622 | 10,169 | 10,851 | 21,020 | |
| Number of Teachers | 171 | 5,852 | 6,023 | 94 | 2,251 | 2,345 | 77 | 3,601 | 3,678 | |
| No. of Qualified Teachers | 111 | 3,830 | 3,941 | 83 | 2,205 | 2,288 | 28 | 1,625 | 1,653 | |
| % Qualified Teachers | 64.91 | 65.45 | 65.43 | 88.30 | 97.96 | 97.57 | 36.36 | 45.13 | 44.94 | |
| Total No. of class rooms | | 7055 | | 2847 | | | | | 4208 | |
| Total No. of Good class rooms | | 4780 | | 1243 | | | | | 3537 | |
| PRIMARY SCHOOL | | | | | | | | | | |
| Indicator | Public | Private | Total | Demographic Data | | | Male | Female | Both | |
| Gender parity Index (GER) | | 0.98 | | Pop aged(6-11) | | | 281,162 | 286,544 | 567,706 | |
| Gender parity Index (NER) | | 0.98 | | Pop aged 6 | | | 49,628 | 50,463 | 100,091 | |
| Gender Gap (Gross) | | -1.14 | | Pop aged 11 | | | 44,046 | 44,368 | 88,414 | |
| % Female Pupil | 49.35 | 50.88 | 49.92 | Gross enrolment ratio | | | 51.87 | 50.73 | 51.30 | |
| Pupil/Teacher Ratio | 23.49 | 13.42 | 18.35 | Completion Rate | | | 47.74 | 46.25 | 46.99 | |
| Pupil/Qualified Teacher Ratio | 23.85 | 28.76 | 25.47 | Net Enrolment Ratio | | | 48.20 | 47.18 | 47.68 | |
| Pupil Classroom Ratio | | 24.97 | | Survival rate | | | | | | |
| Pupil Good Classroom Ratio | | 37.02 | | | | | | | | |
| Teacher/Classroom Ratio | | 1.36 | | | | | | | | |
| | ALL SCHOOLS | | | PUBLIC SCHOOL | | | PRIVATE SCHOOL | | | |
| | Male | Female | Total | Male | Female | Total | Male | Female | Total | |
| Enrolment in Primary | 145,838 | 145,367 | 291,205 | 92,389 | 90,004 | 182,393 | 53,449 | 55,363 | 108,812 | |
| Aged(6-11) | 135,523 | 135,182 | 270,705 | 87,735 | 85,483 | 173,218 | 47,788 | 49,699 | 97,487 | |
| Enrolment in (Pry) 1 | 27,306 | 26,394 | 53,700 | 16,937 | 15,718 | 32,655 | 10,369 | 10,676 | 21,045 | |
| Enrolment in (Pry) 6 | 21,027 | 20,798 | 41,825 | 15,676 | 15,382 | 31,058 | 5,351 | 5,416 | 10,767 | |
| Number of Teachers | 1,705 | 14,167 | 15,872 | 830 | 6,934 | 7,764 | 875 | 7,233 | 8,108 | |
| No. of Qualified Teachers | 1,266 | 10,166 | 11,432 | 800 | 6,848 | 7,648 | 466 | 3,318 | 3,784 | |
| % Qualified Teachers | 74.25 | 71.76 | 72.03 | 96.39 | 98.76 | 98.51 | 53.26 | 45.87 | 46.67 | |
| Total No. of class rooms | | 11660 | | 5678 | | | | | 5982 | |
| Total No. of Good class rooms | | 7866 | | 2673 | | | | | 5193 | |
| JUNIOR SECONDARY SCHOOL | | | | | | | | | | |
| Indicator | Public | Private | Total | Demographic Data | | | Male | Female | Both | |
| Gender parity Index (GER) | | 1.19 | | Pop aged(12-14) | | | 104,663 | 103,267 | 207,930 | |
| Gender parity Index (NER) | | 1.20 | | Pop aged 12 | | | 42,551 | 43,467 | 86,018 | |
| Gender Gap (Gross) | | 7.13 | | Pop aged 14 | | | 30,205 | 29,111 | 59,316 | |
| % Female Pupil | 57.07 | 51.85 | 53.95 | Gross enrolment ratio | | | 38.01 | 45.14 | 41.55 | |
| Pupil/Teacher Ratio | 12.29 | 10.72 | 11.30 | Completion Rate | | | 41.39 | 52.16 | 46.68 | |
| Pupil/Qualified Teacher Ratio | 12.31 | 11.88 | 12.05 | Net Enrolment Ratio | | | 28.84 | 34.54 | 31.67 | |
| Pupil Classroom Ratio | | 26.27 | | Survival rate | | | | | | |
| Pupil Good Classroom Ratio | | 36.20 | | | | | | | | |
| Teacher/Classroom Ratio | | 2.32 | | | | | | | | |
| | ALL SCHOOLS | | | PUBLIC SCHOOL | | | PRIVATE SCHOOL | | | |
| | Male | Female | Total | Male | Female | Total | Male | Female | Total | |
| Enrolment in JSS | 39,787 | 46,615 | 86,402 | 14,929 | 19,848 | 34,777 | 24,858 | 26,767 | 51,625 | |
| Aged(12-14) | 30,180 | 35,664 | 65,844 | 12,410 | 16,687 | 29,097 | 17,770 | 18,977 | 36,747 | |
| Enrolment in (JSS) 1 | 13,893 | 16,102 | 29,995 | 4,870 | 6,743 | 11,613 | 9,023 | 9,359 | 18,382 | |
| Enrolment in (JSS) 3 | 12,503 | 15,184 | 27,687 | 4,989 | 6,792 | 11,781 | 7,514 | 8,392 | 15,906 | |
| Number of Teachers | 2,985 | 4,659 | 7,644 | 796 | 2,033 | 2,829 | 2,189 | 2,626 | 4,815 | |
| No. of Qualified Teachers | 2,758 | 4,413 | 7,171 | 794 | 2,030 | 2,824 | 1,964 | 2,383 | 4,347 | |
| % Qualified Teachers | 92.40 | 94.72 | 93.81 | 99.75 | 99.85 | 99.82 | 89.72 | 90.75 | 90.28 | |
| Total No. of class rooms | | 3289 | | 1221 | | | | | 2068 | |
| Total No. of Good class rooms | | 2387 | | 605 | | | | | 1782 | |
| SENIOR SECONDARY SCHOOL | | | | | | | | | | |
| Indicator | Public | Private | Total | Demographic Data | | | Male | Female | Both | |
| Gender parity Index (GER) | | 1.15 | | Pop aged(15-17) | | | 86,213 | 82,946 | 169,159 | |
| Gender parity Index (NER) | | 1.13 | | Pop aged 15 | | | 29,159 | 28,100 | 57,259 | |
| Gender Gap (Gross) | | 2.46 | | Pop aged 17 | | | 28,360 | 27,247 | 55,607 | |
| % Female Pupil | 54.10 | 51.67 | 52.43 | Gross enrolment ratio | | | 16.89 | 19.35 | 18.10 | |
| Pupil/Teacher Ratio | 5.76 | 12.77 | 9.27 | Completion Rate | | | 16.53 | 18.78 | 17.64 | |
| Pupil/Qualified Teacher Ratio | 7.10 | 15.73 | 11.41 | Net Enrolment Ratio | | | 13.27 | 15.02 | 14.13 | |
| Pupil Classroom Ratio | | 12 | | Survival rate | | | | | | |
| Pupil Good Classroom Ratio | | 16 | | | | | | | | |
| Teacher/Classroom Ratio | | 1 | | | | | | | | |
| | ALL SCHOOLS | | | PUBLIC SCHOOL | | | PRIVATE SCHOOL | | | |
| | Male | Female | Total | Male | Female | Total | Male | Female | Total | |
| Enrolment in SSS | 14,563 | 16,050 | 30,613 | 4,367 | 5,148 | 9,515 | 10,196 | 10,902 | 21,098 | |
| Aged(15-17) | 11,443 | 12,458 | 23,901 | 3,444 | 4,063 | 7,507 | 7,999 | 8,395 | 16,394 | |
| Enrolment in (SSS) 1 | 5,026 | 5,826 | 10,852 | 1,614 | 1,986 | 3,600 | 3,412 | 3,840 | 7,252 | |
| Enrolment in (SSS) 3 | 4,689 | 5,118 | 9,807 | 1,281 | 1,511 | 2,792 | 3,408 | 3,607 | 7,015 | |
| Number of Teachers | 1,246 | 2,058 | 3,304 | 623 | 1,029 | 1,652 | 623 | 1,029 | 1,652 | |
| No. of Qualified Teachers | 1,014 | 1,668 | 2,682 | 507 | 834 | 1,341 | 507 | 834 | 1,341 | |
| % Qualified Teachers | 81.38 | 81.05 | 81.17 | 81.38 | 81.05 | 81.17 | 81.38 | 81.05 | 81.17 | |
| Total No. of class rooms | | 2570 | | 1006 | | | | | 1564 | |
| Total No. of Good class rooms | | 1973 | | 583 | | | | | 1390 | |

Adamawa State Basic and Post-Basic Education Indicators

| PRE-PRIMARY SCHOOL | | | | | | | | | | |
|-------------------------------|---------|---------|---------|-----------------------|---------|---------|----------------|---------|---------|--|
| Indicator | Public | Private | Total | Demographic Data | | | Male | Female | Both | |
| Gender parity Index (GER) | | 0.99 | | Pop aged(3-5) | | | 216,181 | 214,541 | 430,722 | |
| Gender parity Index (NER) | | 0.71 | | Pop aged 3 | | | 75,024 | 74,473 | 149,497 | |
| Gender Gap (Gross) | | -0.34 | | Pop aged 5 | | | 69,193 | 68,654 | 137,847 | |
| % Female Pupil | 50.67 | 49.33 | 49.54 | Gross enrolment ratio | | | 31.7 | 31.4 | 31.5 | |
| Pupil/Teacher Ratio | 10.19 | 7.52 | 7.84 | Completion Rate | | | 16.63 | 16.24 | 16.43 | |
| Pupil/Qualified Teacher Ratio | 13.83 | 10.16 | 10.60 | Net Enrolment Ratio | | | 20.48 | 14.56 | 17.53 | |
| Pupil Classroom Ratio | | 19.21 | | Survival rate | | | | | | |
| Pupil Good Classroom Ratio | | 32.33 | | | | | | | | |
| Teacher/Classroom Ratio | | 2.45 | | | | | | | | |
| ALL SCHOOLS | | | | PUBLIC SCHOOL | | | PRIVATE SCHOOL | | | |
| | Male | Female | Total | Male | Female | Total | Male | Female | Total | |
| Enrolment in Pre-primary | 68,541 | 67,287 | 135,828 | 10,526 | 10,811 | 21,337 | 58,015 | 56,476 | 114,491 | |
| Aged(3-5) | 44,282 | 31,240 | 75,522 | 6,081 | 5,881 | 11,962 | 38,201 | 25,359 | 63,560 | |
| Enrolment in (Nur) 1 | 25,280 | 25,063 | 50,343 | 4,294 | 4,472 | 8,766 | 20,986 | 20,591 | 41,577 | |
| Enrolment in (Nur) 3 | 11,505 | 11,149 | 22,654 | 702 | 755 | 1,457 | 10,803 | 10,394 | 21,197 | |
| Number of Teachers | 9,386 | 7,937 | 17,323 | 1,167 | 926 | 2,093 | 8,219 | 7,011 | 15,230 | |
| No. of Qualified Teachers | 6,121 | 6,689 | 12,810 | 752 | 791 | 1,543 | 5,369 | 5,898 | 11,267 | |
| % Qualified Teachers | 65.21 | 84.28 | 73.95 | 64.44 | 85.42 | 73.72 | 65.32 | 84.12 | 73.98 | |
| Total No. of class rooms | | 7071 | | 1256 | | | | 5815 | | |
| Total No. of Good class rooms | | 4201 | | 602 | | | | 3599 | | |
| PRIMARY SCHOOL | | | | | | | | | | |
| Indicator | Public | Private | Total | Demographic Data | | | Male | Female | Both | |
| Gender parity Index (GER) | | 0.95 | | Pop aged(6-11) | | | 388,931 | 385,716 | 774,647 | |
| Gender parity Index (NER) | | 0.95 | | Pop aged 6 | | | 66,630 | 66,104 | 132,734 | |
| Gender Gap (Gross) | | -5.03 | | Pop aged 11 | | | 62,691 | 62,159 | 124,850 | |
| % Female Pupil | 48.46 | 48.47 | 48.46 | Gross enrolment ratio | | | 97.22 | 92.19 | 94.72 | |
| Pupil/Teacher Ratio | 133.89 | 20.90 | 72.16 | Completion Rate | | | 77.36 | 76.06 | 76.72 | |
| Pupil/Qualified Teacher Ratio | 158.89 | 23.94 | 83.99 | Net Enrolment Ratio | | | 88.17 | 83.67 | 85.92 | |
| Pupil Classroom Ratio | | 55.69 | | Survival rate | | | | | | |
| Pupil Good Classroom Ratio | | 80.73 | | | | | | | | |
| Teacher/Classroom Ratio | | 0.77 | | | | | | | | |
| ALL SCHOOLS | | | | PUBLIC SCHOOL | | | PRIVATE SCHOOL | | | |
| | Male | Female | Total | Male | Female | Total | Male | Female | Total | |
| Enrolment in Primary | 378,127 | 355,584 | 733,711 | 318,297 | 299,317 | 617,614 | 59,830 | 56,267 | 116,097 | |
| Aged(6-11) | 342,903 | 322,711 | 665,614 | 283,841 | 267,223 | 551,064 | 59,062 | 55,488 | 114,550 | |
| Enrolment in (Pry) 1 | 76,446 | 72,412 | 148,858 | 61,590 | 58,391 | 119,981 | 14,856 | 14,021 | 28,877 | |
| Enrolment in (Pry) 6 | 48,499 | 47,280 | 95,779 | 44,633 | 43,542 | 88,175 | 3,866 | 3,738 | 7,604 | |
| Number of Teachers | 5,928 | 4,240 | 10,168 | 3,413 | 1,200 | 4,613 | 2,515 | 3,040 | 5,555 | |
| No. of Qualified Teachers | 5,011 | 3,725 | 8,736 | 2,866 | 1,021 | 3,887 | 2,145 | 2,704 | 4,849 | |
| % Qualified Teachers | 84.53 | 87.85 | 85.92 | 83.97 | 85.08 | 84.26 | 85.29 | 88.95 | 87.29 | |
| Total No. of class rooms | | 13175 | | 9192 | | | | 3983 | | |
| Total No. of Good class rooms | | 9088 | | 6042 | | | | 3046 | | |
| JUNIOR SECONDARY SCHOOL | | | | | | | | | | |
| Indicator | Public | Private | Total | Demographic Data | | | Male | Female | Both | |
| Gender parity Index (GER) | | 0.94 | | Pop aged(12-14) | | | 166,375 | 160,301 | 326,676 | |
| Gender parity Index (NER) | | 0.99 | | Pop aged 12 | | | 60,498 | 59,995 | 120,493 | |
| Gender Gap (Gross) | | -2.81 | | Pop aged 14 | | | 52,185 | 49,639 | 101,824 | |
| % Female Pupil | 47.27 | 49.36 | 47.63 | Gross enrolment ratio | | | 50.35 | 47.54 | 48.97 | |
| Pupil/Teacher Ratio | 18.12 | 2.34 | 8.34 | Completion Rate | | | 48.36 | 44.95 | 46.70 | |
| Pupil/Qualified Teacher Ratio | 21.19 | 3.53 | 11.32 | Net Enrolment Ratio | | | 17.87 | 17.68 | 17.78 | |
| Pupil Classroom Ratio | | 28.50 | | Survival rate | | | | | | |
| Pupil Good Classroom Ratio | | 34.08 | | | | | | | | |
| Teacher/Classroom Ratio | | 3.42 | | | | | | | | |
| ALL SCHOOLS | | | | PUBLIC SCHOOL | | | PRIVATE SCHOOL | | | |
| | Male | Female | Total | Male | Female | Total | Male | Female | Total | |
| Enrolment in JSS | 83,773 | 76,203 | 159,976 | 69,669 | 62,455 | 132,124 | 14,104 | 13,748 | 27,852 | |
| Aged(12-14) | 29,724 | 28,346 | 58,070 | 20,470 | 18,298 | 38,768 | 9,254 | 10,048 | 19,302 | |
| Enrolment in (JSS) 1 | 31,038 | 28,350 | 59,388 | 25,027 | 22,432 | 47,459 | 6,011 | 5,918 | 11,929 | |
| Enrolment in (JSS) 3 | 25,236 | 22,311 | 47,547 | 21,793 | 18,847 | 40,640 | 3,443 | 3,464 | 6,907 | |
| Number of Teachers | 11,537 | 7,635 | 19,172 | 4,658 | 2,632 | 7,290 | 6,879 | 5,003 | 11,882 | |
| No. of Qualified Teachers | 8,171 | 5,961 | 14,132 | 3,894 | 2,340 | 6,234 | 4,277 | 3,621 | 7,898 | |
| % Qualified Teachers | 70.82 | 78.07 | 73.71 | 83.60 | 88.91 | 85.51 | 62.17 | 72.38 | 66.47 | |
| Total No. of class rooms | | 5613 | | 3760 | | | | 1853 | | |
| Total No. of Good class rooms | | 4694 | | 2841 | | | | 1853 | | |
| SENIOR SECONDARY SCHOOL | | | | | | | | | | |
| Indicator | Public | Private | Total | Demographic Data | | | Male | Female | Both | |
| Gender parity Index (GER) | | 0.91 | | Pop aged(15-17) | | | 152,031 | 144,818 | 296,849 | |
| Gender parity Index (NER) | | 0.93 | | Pop aged 15 | | | 51,043 | 48,638 | 99,681 | |
| Gender Gap (Gross) | | -3.56 | | Pop aged 17 | | | 50,344 | 47,945 | 98,289 | |
| % Female Pupil | 47.48 | 44.64 | 46.51 | Gross enrolment ratio | | | 40.86 | 37.30 | 39.12 | |
| Pupil/Teacher Ratio | 11.94 | 10.54 | 11.42 | Completion Rate | | | 37.40 | 34.47 | 35.97 | |
| Pupil/Qualified Teacher Ratio | 24.15 | 21.95 | 23.35 | Net Enrolment Ratio | | | 28.65 | 26.75 | 27.72 | |
| Pupil Classroom Ratio | | 32 | | Survival rate | | | | | | |
| Pupil Good Classroom Ratio | | 39 | | | | | | | | |
| Teacher/Classroom Ratio | | 3 | | | | | | | | |
| ALL SCHOOLS | | | | PUBLIC SCHOOL | | | PRIVATE SCHOOL | | | |
| | Male | Female | Total | Male | Female | Total | Male | Female | Total | |
| Enrolment in SSS | 62,114 | 54,010 | 116,124 | 40,116 | 36,273 | 76,389 | 21,998 | 17,737 | 39,735 | |
| Aged(15-17) | 43,554 | 38,733 | 82,287 | 26,667 | 25,655 | 52,322 | 16,887 | 13,078 | 29,965 | |
| Enrolment in (SSS) 1 | 20,817 | 17,587 | 38,404 | 12,807 | 11,115 | 23,922 | 8,010 | 6,472 | 14,482 | |
| Enrolment in (SSS) 3 | 18,830 | 16,526 | 35,356 | 12,516 | 11,366 | 23,882 | 6,314 | 5,160 | 11,474 | |
| Number of Teachers | 7,079 | 3,088 | 10,167 | 4,611 | 1,785 | 6,396 | 2,468 | 1,303 | 3,771 | |
| No. of Qualified Teachers | 3,923 | 1,050 | 4,973 | 2,538 | 625 | 3,163 | 1,385 | 425 | 1,810 | |
| % Qualified Teachers | 55.42 | 34.00 | 48.91 | 55.04 | 35.01 | 49.45 | 56.12 | 32.62 | 48.00 | |
| Total No. of class rooms | | 3654 | | 2333 | | | | 1321 | | |
| Total No. of Good class rooms | | 3005 | | 1836 | | | | 1169 | | |

Akwa-Ibom State Basic and Post-Basic Education Indicators

PRE-PRIMARY SCHOOL

| Indicator | Public | Private | Total | Demographic Data | | | Male | Female | Both |
|-------------------------------|--------|---------|--------|-----------------------|------------|------------|---------|---------|---------|
| | | | | Pop aged(3-5) | Pop aged 3 | Pop aged 5 | | | |
| Gender parity Index (GER) | | 1.16 | | | | | 183,637 | 180,956 | 364,593 |
| Gender parity Index (NER) | | 1.14 | | | | | 61,914 | 60,934 | 122,848 |
| Gender Gap (Gross) | | 23.48 | | | | | 60,499 | 59,693 | 120,192 |
| % Female Pupil | 54.83 | 51.90 | 53.44 | Gross enrolment ratio | | | 142.7 | 166.1 | 154.3 |
| Pupil/Teacher Ratio | 84.72 | 149.99 | 106.90 | Completion Rate | | | 140.14 | 161.06 | 150.53 |
| Pupil/Qualified Teacher Ratio | 84.72 | 149.99 | 106.90 | Net Enrolment Ratio | | | 121.44 | 138.17 | 129.74 |
| Pupil Classroom Ratio | | 71.92 | | Survival rate | | | | | |
| Pupil Good Classroom Ratio | | 119.03 | | | | | | | |
| Teacher/Classroom Ratio | | 0.67 | | | | | | | |

ALL SCHOOLS

PUBLIC SCHOOL

PRIVATE SCHOOL

| Indicator | ALL SCHOOLS | | | PUBLIC SCHOOL | | | PRIVATE SCHOOL | | |
|-------------------------------|-------------|---------|---------|---------------|---------|---------|----------------|---------|---------|
| | Male | Female | Total | Male | Female | Total | Male | Female | Total |
| Enrolment in Pre-primary | 261,991 | 300,648 | 562,639 | 132,935 | 161,374 | 294,309 | 129,056 | 139,274 | 268,330 |
| Aged(3-5) | 223,000 | 250,025 | 473,025 | 116,536 | 138,521 | 255,057 | 106,464 | 111,504 | 217,968 |
| Enrolment in (Nur) 1 | 67,315 | 69,918 | 137,233 | 25,918 | 31,626 | 57,544 | 41,397 | 38,292 | 79,689 |
| Enrolment in (Nur) 3 | 84,782 | 96,140 | 180,922 | 51,968 | 58,770 | 110,738 | 32,814 | 37,370 | 70,184 |
| Number of Teachers | 822 | 4,441 | 5,263 | 633 | 2,841 | 3,474 | 189 | 1,600 | 1,789 |
| No. of Qualified Teachers | 822 | 4,441 | 5,263 | 633 | 2,841 | 3,474 | 189 | 1,600 | 1,789 |
| % Qualified Teachers | 100.00 | 100.00 | 100.00 | 100.00 | 100.00 | 100.00 | 100.00 | 100.00 | 100.00 |
| Total No. of class rooms | | 7823 | | | 5748 | | | 2075 | |
| Total No. of Good class rooms | | 4727 | | | 2892 | | | 1835 | |

PRIMARY SCHOOL

| Indicator | Public | Private | Total | Demographic Data | | | Male | Female | Both |
|-------------------------------|--------|---------|-------|-----------------------|------------|-------------|---------|---------|---------|
| | | | | Pop aged(6-11) | Pop aged 6 | Pop aged 11 | | | |
| Gender parity Index (GER) | | 1.08 | | | | | 340,887 | 337,650 | 678,537 |
| Gender parity Index (NER) | | 1.09 | | | | | 59,678 | 58,954 | 118,632 |
| Gender Gap (Gross) | | 21.07 | | | | | 53,701 | 53,315 | 107,016 |
| % Female Pupil | 51.97 | 50.93 | 51.72 | Gross enrolment ratio | | | 258.99 | 280.05 | 269.47 |
| Pupil/Teacher Ratio | 134.63 | 48.06 | 93.77 | Completion Rate | | | 244.59 | 261.34 | 252.93 |
| Pupil/Qualified Teacher Ratio | 134.63 | 48.06 | 93.77 | Net Enrolment Ratio | | | 227.53 | 248.36 | 237.89 |
| Pupil Classroom Ratio | | 61.00 | | Survival rate | | | | | |
| Pupil Good Classroom Ratio | | 92.29 | | | | | | | |
| Teacher/Classroom Ratio | | 0.65 | | | | | | | |

ALL SCHOOLS

PUBLIC SCHOOL

PRIVATE SCHOOL

| Indicator | ALL SCHOOLS | | | PUBLIC SCHOOL | | | PRIVATE SCHOOL | | |
|-------------------------------|-------------|---------|-----------|---------------|---------|-----------|----------------|---------|---------|
| | Male | Female | Total | Male | Female | Total | Male | Female | Total |
| Enrolment in Primary | 882,855 | 945,602 | 1,828,457 | 665,812 | 720,322 | 1,386,134 | 217,043 | 225,280 | 442,323 |
| Aged(6-11) | 775,611 | 838,592 | 1,614,203 | 583,038 | 640,310 | 1,223,348 | 192,573 | 198,282 | 390,855 |
| Enrolment in (Pry) 1 | 140,419 | 158,182 | 298,601 | 103,755 | 117,817 | 221,572 | 36,664 | 40,365 | 77,029 |
| Enrolment in (Pry) 6 | 131,347 | 139,333 | 270,680 | 115,736 | 122,691 | 238,427 | 15,611 | 16,642 | 32,253 |
| Number of Teachers | 5,672 | 13,827 | 19,499 | 2,624 | 7,672 | 10,296 | 3,048 | 6,155 | 9,203 |
| No. of Qualified Teachers | 5,672 | 13,827 | 19,499 | 2,624 | 7,672 | 10,296 | 3,048 | 6,155 | 9,203 |
| % Qualified Teachers | 100.00 | 100.00 | 100.00 | 100.00 | 100.00 | 100.00 | 100.00 | 100.00 | 100.00 |
| Total No. of class rooms | | 29974 | | | 17066 | | | 12908 | |
| Total No. of Good class rooms | | 19812 | | | 8848 | | | 10964 | |

JUNIOR SECONDARY SCHOOL

| Indicator | Public | Private | Total | Demographic Data | | | Male | Female | Both |
|-------------------------------|--------|---------|-------|-----------------------|-------------|-------------|---------|---------|---------|
| | | | | Pop aged(12-14) | Pop aged 12 | Pop aged 14 | | | |
| Gender parity Index (GER) | | 1.17 | | | | | 144,862 | 139,409 | 284,271 |
| Gender parity Index (NER) | | 1.17 | | | | | 52,047 | 51,701 | 103,748 |
| Gender Gap (Gross) | | 17.55 | | | | | 45,064 | 42,695 | 87,759 |
| % Female Pupil | 53.62 | 50.93 | 52.89 | Gross enrolment ratio | | | 105.21 | 122.76 | 113.82 |
| Pupil/Teacher Ratio | 55.06 | 14.45 | 31.37 | Completion Rate | | | 110.15 | 130.23 | 119.92 |
| Pupil/Qualified Teacher Ratio | 55.06 | 14.45 | 31.37 | Net Enrolment Ratio | | | 72.04 | 84.42 | 78.11 |
| Pupil Classroom Ratio | | 63.24 | | Survival rate | | | | | |
| Pupil Good Classroom Ratio | | 94.47 | | | | | | | |
| Teacher/Classroom Ratio | | 2.02 | | | | | | | |

ALL SCHOOLS

PUBLIC SCHOOL

PRIVATE SCHOOL

| Indicator | ALL SCHOOLS | | | PUBLIC SCHOOL | | | PRIVATE SCHOOL | | |
|-------------------------------|-------------|---------|---------|---------------|---------|---------|----------------|--------|--------|
| | Male | Female | Total | Male | Female | Total | Male | Female | Total |
| Enrolment in JSS | 152,407 | 171,140 | 323,547 | 109,737 | 126,857 | 236,594 | 42,670 | 44,283 | 86,953 |
| Aged(12-14) | 104,357 | 117,689 | 222,046 | 74,924 | 86,897 | 161,821 | 29,433 | 30,792 | 60,225 |
| Enrolment in (JSS) 1 | 51,938 | 57,905 | 109,843 | 37,978 | 43,631 | 81,609 | 13,960 | 14,274 | 28,234 |
| Enrolment in (JSS) 3 | 49,640 | 55,603 | 105,243 | 34,667 | 40,605 | 75,272 | 14,973 | 14,998 | 29,971 |
| Number of Teachers | 3,881 | 6,434 | 10,315 | 1,501 | 2,796 | 4,297 | 2,380 | 3,638 | 6,018 |
| No. of Qualified Teachers | 3,881 | 6,434 | 10,315 | 1,501 | 2,796 | 4,297 | 2,380 | 3,638 | 6,018 |
| % Qualified Teachers | 100.00 | 100.00 | 100.00 | 100.00 | 100.00 | 100.00 | 100.00 | 100.00 | 100.00 |
| Total No. of class rooms | | 5116 | | | 3141 | | | 1975 | |
| Total No. of Good class rooms | | 3425 | | | 1794 | | | 1631 | |

SENIOR SECONDARY SCHOOL

| Indicator | Public | Private | Total | Demographic Data | | | Male | Female | Both |
|-------------------------------|--------|---------|-------|-----------------------|-------------|-------------|---------|---------|---------|
| | | | | Pop aged(15-17) | Pop aged 15 | Pop aged 17 | | | |
| Gender parity Index (GER) | | 1.11 | | | | | 128,051 | 121,122 | 249,173 |
| Gender parity Index (NER) | | 1.13 | | | | | 43,391 | 41,127 | 84,518 |
| Gender Gap (Gross) | | 10.42 | | | | | 42,044 | 39,690 | 81,734 |
| % Female Pupil | 51.50 | 50.80 | 51.28 | Gross enrolment ratio | | | 92.29 | 102.71 | 97.35 |
| Pupil/Teacher Ratio | 21.97 | 14.98 | 19.22 | Completion Rate | | | 84.12 | 90.34 | 87.14 |
| Pupil/Qualified Teacher Ratio | 21.97 | 14.98 | 19.22 | Net Enrolment Ratio | | | 69.18 | 78.36 | 73.64 |
| Pupil Classroom Ratio | | 38 | | Survival rate | | | | | |
| Pupil Good Classroom Ratio | | 57 | | | | | | | |
| Teacher/Classroom Ratio | | 2 | | | | | | | |

ALL SCHOOLS

PUBLIC SCHOOL

PRIVATE SCHOOL

| Indicator | ALL SCHOOLS | | | PUBLIC SCHOOL | | | PRIVATE SCHOOL | | |
|-------------------------------|-------------|---------|---------|---------------|--------|---------|----------------|--------|--------|
| | Male | Female | Total | Male | Female | Total | Male | Female | Total |
| Enrolment in SSS | 118,175 | 124,399 | 242,574 | 81,504 | 86,537 | 168,041 | 36,671 | 37,862 | 74,533 |
| Aged(15-17) | 88,583 | 94,907 | 183,490 | 63,556 | 69,020 | 132,576 | 25,027 | 25,887 | 50,914 |
| Enrolment in (SSS) 1 | 43,236 | 46,477 | 89,713 | 31,780 | 34,087 | 65,867 | 11,456 | 12,390 | 23,846 |
| Enrolment in (SSS) 3 | 35,366 | 35,857 | 71,223 | 21,767 | 22,951 | 44,718 | 13,599 | 12,906 | 26,505 |
| Number of Teachers | 5,533 | 7,091 | 12,624 | 3,594 | 4,053 | 7,647 | 1,939 | 3,038 | 4,977 |
| No. of Qualified Teachers | 5,533 | 7,091 | 12,624 | 3,594 | 4,053 | 7,647 | 1,939 | 3,038 | 4,977 |
| % Qualified Teachers | 100.00 | 100.00 | 100.00 | 100.00 | 100.00 | 100.00 | 100.00 | 100.00 | 100.00 |
| Total No. of class rooms | | 6307 | | | 4526 | | | 1781 | |
| Total No. of Good class rooms | | 4282 | | | 2825 | | | 1457 | |

Anambra State Basic and Post-Basic Education Indicators

| PRE-PRIMARY SCHOOL | | | | | | | | | |
|-------------------------------|---------|---------|---------------|-----------------------|---------|----------------|---------|---------|---------|
| Indicator | Public | Private | Total | Demographic Data | | | Male | Female | Both |
| Gender parity Index (GER) | | 0.98 | | Pop aged(3-5) | | | 237,393 | 235,459 | 472,852 |
| Gender parity Index (NER) | | 0.98 | | Pop aged 3 | | | 83,014 | 82,252 | 165,266 |
| Gender Gap (Gross) | | -0.63 | | Pop aged 5 | | | 75,264 | 74,740 | 150,004 |
| % Female Pupil | 49.25 | 49.74 | 49.38 | Gross enrolment ratio | | | 37.7 | 37.1 | 37.4 |
| Pupil/Teacher Ratio | | 17.98 | 71.06 | Completion Rate | | | 33.28 | 32.84 | 33.06 |
| Pupil/Qualified Teacher Ratio | | 27.72 | 109.53 | Net Enrolment Ratio | | | 26.73 | 26.33 | 26.53 |
| Pupil Classroom Ratio | | 22.74 | | Survival rate | | | | | |
| Pupil Good Classroom Ratio | | 29.48 | | | | | | | |
| Teacher/Classroom Ratio | | 0.32 | | | | | | | |
| ALL SCHOOLS | | | PUBLIC SCHOOL | | | PRIVATE SCHOOL | | | |
| | Male | Female | Total | Male | Female | Total | Male | Female | Total |
| Enrolment in Pre-primary | 89,601 | 87,399 | 177,000 | 67,092 | 65,119 | 132,211 | 22,509 | 22,280 | 44,789 |
| Aged(3-5) | 63,453 | 61,989 | 125,442 | 47,602 | 46,253 | 93,855 | 15,851 | 15,736 | 31,587 |
| Enrolment in (Nur) 1 | 27,237 | 26,401 | 53,638 | 21,141 | 20,339 | 41,480 | 6,096 | 6,062 | 12,158 |
| Enrolment in (Nur) 3 | 25,047 | 24,548 | 49,595 | 19,044 | 18,701 | 37,745 | 6,003 | 5,847 | 11,850 |
| Number of Teachers | 128 | 2,363 | 2,491 | | | | 128 | 2,363 | 2,491 |
| No. of Qualified Teachers | 81 | 1,535 | 1,616 | | | | 81 | 1,535 | 1,616 |
| % Qualified Teachers | 63.28 | 64.96 | 64.87 | | | | 63.28 | 64.96 | 64.87 |
| Total No. of class rooms | | 7785 | | | 3960 | | | 3825 | |
| Total No. of Good class rooms | | 6004 | | | 2220 | | | 3784 | |
| PRIMARY SCHOOL | | | | | | | | | |
| Indicator | Public | Private | Total | Demographic Data | | | Male | Female | Both |
| Gender parity Index (GER) | | 0.99 | | Pop aged(6-11) | | | 440,647 | 438,103 | 878,750 |
| Gender parity Index (NER) | | 0.98 | | Pop aged 6 | | | 71,446 | 70,991 | 142,437 |
| Gender Gap (Gross) | | -0.62 | | Pop aged 11 | | | 74,873 | 74,454 | 149,327 |
| % Female Pupil | 49.41 | 50.16 | 49.54 | Gross enrolment ratio | | | 49.77 | 49.15 | 49.46 |
| Pupil/Teacher Ratio | 35.01 | 17.58 | 29.86 | Completion Rate | | | 50.48 | 50.46 | 50.47 |
| Pupil/Qualified Teacher Ratio | 37.09 | 20.04 | 32.31 | Net Enrolment Ratio | | | 45.52 | 44.79 | 45.16 |
| Pupil Classroom Ratio | | 99.30 | | Survival rate | | | | | |
| Pupil Good Classroom Ratio | | 104.16 | | | | | | | |
| Teacher/Classroom Ratio | | 3.33 | | | | | | | |
| ALL SCHOOLS | | | PUBLIC SCHOOL | | | PRIVATE SCHOOL | | | |
| | Male | Female | Total | Male | Female | Total | Male | Female | Total |
| Enrolment in Primary | 219,323 | 215,331 | 434,654 | 181,626 | 177,399 | 359,025 | 37,697 | 37,932 | 75,629 |
| Aged(6-11) | 200,592 | 196,233 | 396,825 | 165,974 | 161,328 | 327,302 | 34,618 | 34,905 | 69,523 |
| Enrolment in (Pry) 1 | 37,353 | 36,750 | 74,103 | 30,246 | 29,539 | 59,785 | 7,107 | 7,211 | 14,318 |
| Enrolment in (Pry) 6 | 37,793 | 37,566 | 75,359 | 31,879 | 31,631 | 63,510 | 5,914 | 5,935 | 11,849 |
| Number of Teachers | 1,331 | 13,227 | 14,558 | 842 | 9,413 | 10,255 | 489 | 3,814 | 4,303 |
| No. of Qualified Teachers | 1,044 | 12,408 | 13,452 | 627 | 9,052 | 9,679 | 417 | 3,356 | 3,773 |
| % Qualified Teachers | 78.44 | 93.81 | 92.40 | 74.47 | 96.16 | 94.38 | 85.28 | 87.99 | 87.68 |
| Total No. of class rooms | | 4377 | | | 3246 | | | 1131 | |
| Total No. of Good class rooms | | 4173 | | | 3062 | | | 1111 | |
| JUNIOR SECONDARY SCHOOL | | | | | | | | | |
| Indicator | Public | Private | Total | Demographic Data | | | Male | Female | Both |
| Gender parity Index (GER) | | 1.16 | | Pop aged(12-14) | | | 162,745 | 157,959 | 320,704 |
| Gender parity Index (NER) | | 1.17 | | Pop aged 12 | | | 72,509 | 72,125 | 144,634 |
| Gender Gap (Gross) | | 5.63 | | Pop aged 14 | | | 44,045 | 41,997 | 86,042 |
| % Female Pupil | 53.36 | 51.57 | 53.06 | Gross enrolment ratio | | | 34.16 | 39.79 | 36.93 |
| Pupil/Teacher Ratio | 23.40 | 10.95 | 19.71 | Completion Rate | | | 39.65 | 46.69 | 43.09 |
| Pupil/Qualified Teacher Ratio | 24.45 | 11.51 | 20.63 | Net Enrolment Ratio | | | 23.07 | 26.95 | 24.98 |
| Pupil Classroom Ratio | | 26.98 | | Survival rate | | | | | |
| Pupil Good Classroom Ratio | | 27.86 | | | | | | | |
| Teacher/Classroom Ratio | | 1.37 | | | | | | | |
| ALL SCHOOLS | | | PUBLIC SCHOOL | | | PRIVATE SCHOOL | | | |
| | Male | Female | Total | Male | Female | Total | Male | Female | Total |
| Enrolment in JSS | 55,588 | 62,847 | 118,435 | 46,156 | 52,804 | 98,960 | 9,432 | 10,043 | 19,475 |
| Aged(12-14) | 37,542 | 42,570 | 80,112 | 31,226 | 35,902 | 67,128 | 6,316 | 6,668 | 12,984 |
| Enrolment in (JSS) 1 | 20,375 | 22,876 | 43,251 | 16,952 | 19,483 | 36,435 | 3,423 | 3,393 | 6,816 |
| Enrolment in (JSS) 3 | 17,466 | 19,610 | 37,076 | 14,424 | 16,243 | 30,667 | 3,042 | 3,367 | 6,409 |
| Number of Teachers | 1,284 | 4,724 | 6,008 | 624 | 3,605 | 4,229 | 660 | 1,119 | 1,779 |
| No. of Qualified Teachers | 1,177 | 4,563 | 5,740 | 575 | 3,473 | 4,048 | 602 | 1,090 | 1,692 |
| % Qualified Teachers | 91.67 | 96.59 | 95.54 | 92.15 | 96.34 | 95.72 | 91.21 | 97.41 | 95.11 |
| Total No. of class rooms | | 4389 | | | 3137 | | | 1252 | |
| Total No. of Good class rooms | | 4251 | | | 3007 | | | 1244 | |
| SENIOR SECONDARY SCHOOL | | | | | | | | | |
| Indicator | Public | Private | Total | Demographic Data | | | Male | Female | Both |
| Gender parity Index (GER) | | 1.18 | | Pop aged(15-17) | | | 126,237 | 120,359 | 246,596 |
| Gender parity Index (NER) | | 1.17 | | Pop aged 15 | | | 42,635 | 40,693 | 83,328 |
| Gender Gap (Gross) | | 5.27 | | Pop aged 17 | | | 41,579 | 39,606 | 81,185 |
| % Female Pupil | 53.14 | 52.02 | 52.91 | Gross enrolment ratio | | | 29.53 | 34.80 | 32.10 |
| Pupil/Teacher Ratio | 11.99 | 11.23 | 11.83 | Completion Rate | | | 24.00 | 30.25 | 27.05 |
| Pupil/Qualified Teacher Ratio | 11.99 | 11.71 | 11.93 | Net Enrolment Ratio | | | 22.34 | 26.19 | 24.22 |
| Pupil Classroom Ratio | | 18 | | Survival rate | | | | | |
| Pupil Good Classroom Ratio | | 19 | | | | | | | |
| Teacher/Classroom Ratio | | 2 | | | | | | | |
| ALL SCHOOLS | | | PUBLIC SCHOOL | | | PRIVATE SCHOOL | | | |
| | Male | Female | Total | Male | Female | Total | Male | Female | Total |
| Enrolment in SSS | 37,277 | 41,886 | 79,163 | 29,590 | 33,552 | 63,142 | 7,687 | 8,334 | 16,021 |
| Aged(15-17) | 28,196 | 31,521 | 59,717 | 22,310 | 25,004 | 47,314 | 5,886 | 6,517 | 12,403 |
| Enrolment in (SSS) 1 | 14,603 | 15,741 | 30,344 | 11,903 | 12,976 | 24,879 | 2,700 | 2,765 | 5,465 |
| Enrolment in (SSS) 3 | 9,979 | 11,982 | 21,961 | 7,537 | 9,261 | 16,798 | 2,442 | 2,721 | 5,163 |
| Number of Teachers | 1,375 | 5,317 | 6,692 | 731 | 4,534 | 5,265 | 644 | 783 | 1,427 |
| No. of Qualified Teachers | 1,322 | 5,311 | 6,633 | 731 | 4,534 | 5,265 | 591 | 777 | 1,368 |
| % Qualified Teachers | 96.15 | 99.89 | 99.12 | 100.00 | 100.00 | 100.00 | 91.77 | 99.23 | 95.87 |
| Total No. of class rooms | | 4377 | | | 3246 | | | 1131 | |
| Total No. of Good class rooms | | 4173 | | | 3062 | | | 1111 | |

| Bauchi State Basic and Post-Basic Education Indicators | | | | | | | | | | |
|--|---------|---------|---------------|-----------------------|---------|----------------|---------|---------|-----------|--|
| PRE-PRIMARY SCHOOL | | | | | | | | | | |
| Indicator | Public | Private | Total | Demographic Data | | | Male | Female | Both | |
| Gender parity Index (GER) | | 0.99 | | Pop aged(3-5) | | | 420,996 | 419,670 | 840,666 | |
| Gender parity Index (NER) | | 1.00 | | Pop aged 3 | | | 142,625 | 141,900 | 284,525 | |
| Gender Gap (Gross) | | -0.10 | | Pop aged 5 | | | 138,140 | 137,961 | 276,101 | |
| % Female Pupil | 50.08 | 49.24 | 49.77 | Gross enrolment ratio | | | 16.1 | 16.0 | 16.0 | |
| Pupil/Teacher Ratio | 378.64 | 45.97 | 102.68 | Completion Rate | | | 9.67 | 9.25 | 9.46 | |
| Pupil/Qualified Teacher Ratio | 565.43 | 195.74 | 332.33 | Net Enrolment Ratio | | | 15.16 | 15.13 | 15.15 | |
| Pupil Classroom Ratio | | 42.05 | | Survival rate | | | | | | |
| Pupil Good Classroom Ratio | | 66.40 | | | | | | | | |
| Teacher/Classroom Ratio | | 0.41 | | | | | | | | |
| ALL SCHOOLS | | | PUBLIC SCHOOL | | | PRIVATE SCHOOL | | | | |
| | Male | Female | Total | Male | Female | Total | Male | Female | Total | |
| Enrolment in Pre-primary | 67,778 | 67,147 | 134,925 | 42,342 | 42,473 | 84,815 | 25,436 | 24,674 | 50,110 | |
| Aged(3-5) | 63,836 | 63,488 | 127,324 | 41,526 | 41,821 | 83,347 | 22,310 | 21,667 | 43,977 | |
| Enrolment in (Nur) 1 | 22,156 | 17,091 | 39,247 | 13,362 | 10,200 | 23,562 | 8,794 | 6,891 | 15,685 | |
| Enrolment in (Nur) 3 | 13,353 | 12,766 | 26,119 | 8,245 | 7,136 | 15,381 | 5,108 | 5,630 | 10,738 | |
| Number of Teachers | 802 | 512 | 1,314 | 96 | 128 | 224 | 706 | 384 | 1,090 | |
| No. of Qualified Teachers | 224 | 182 | 406 | 54 | 96 | 150 | 170 | 86 | 256 | |
| % Qualified Teachers | 27.93 | 35.55 | 30.90 | 56.25 | 75.00 | 66.96 | 24.08 | 22.40 | 23.49 | |
| Total No. of class rooms | | 3209 | | | 1716 | | | 1493 | | |
| Total No. of Good class rooms | | 2032 | | | 787 | | | 1245 | | |
| PRIMARY SCHOOL | | | | | | | | | | |
| Indicator | Public | Private | Total | Demographic Data | | | Male | Female | Both | |
| Gender parity Index (GER) | | 0.89 | | Pop aged(6-11) | | | 750,117 | 752,494 | 1,502,611 | |
| Gender parity Index (NER) | | 0.88 | | Pop aged 6 | | | 136,252 | 136,285 | 272,537 | |
| Gender Gap (Gross) | | -9.39 | | Pop aged 11 | | | 114,764 | 115,417 | 230,181 | |
| % Female Pupil | 46.57 | 50.85 | 47.09 | Gross enrolment ratio | | | 83.13 | 73.74 | 78.73 | |
| Pupil/Teacher Ratio | 55.29 | 27.94 | 49.47 | Completion Rate | | | 61.23 | 52.29 | 56.74 | |
| Pupil/Qualified Teacher Ratio | 65.31 | 34.43 | 58.96 | Net Enrolment Ratio | | | 74.78 | 65.80 | 70.28 | |
| Pupil Classroom Ratio | | 102.17 | | Survival rate | | | | | | |
| Pupil Good Classroom Ratio | | 111.94 | | | | | | | | |
| Teacher/Classroom Ratio | | 2.07 | | | | | | | | |
| ALL SCHOOLS | | | PUBLIC SCHOOL | | | PRIVATE SCHOOL | | | | |
| | Male | Female | Total | Male | Female | Total | Male | Female | Total | |
| Enrolment in Primary | 623,571 | 554,915 | 1,178,486 | 553,987 | 482,931 | 1,036,918 | 69,584 | 71,984 | 141,568 | |
| Aged(6-11) | 560,913 | 495,171 | 1,056,084 | 498,326 | 431,958 | 930,284 | 62,587 | 63,213 | 125,800 | |
| Enrolment in (Pry) 1 | 137,727 | 123,175 | 260,902 | 119,751 | 105,347 | 225,098 | 17,976 | 17,828 | 35,804 | |
| Enrolment in (Pry) 6 | 70,269 | 60,346 | 130,615 | 65,494 | 55,156 | 120,650 | 4,775 | 5,190 | 9,965 | |
| Number of Teachers | 15,786 | 8,035 | 23,821 | 12,409 | 6,346 | 18,755 | 3,377 | 1,689 | 5,066 | |
| No. of Qualified Teachers | 12,736 | 7,252 | 19,988 | 9,995 | 5,881 | 15,876 | 2,741 | 1,371 | 4,112 | |
| % Qualified Teachers | 80.68 | 90.26 | 83.91 | 80.55 | 92.67 | 84.65 | 81.17 | 81.17 | 81.17 | |
| Total No. of class rooms | | 11535 | | | 10268 | | | 1267 | | |
| Total No. of Good class rooms | | 10528 | | | 9683 | | | 845 | | |
| JUNIOR SECONDARY SCHOOL | | | | | | | | | | |
| Indicator | Public | Private | Total | Demographic Data | | | Male | Female | Both | |
| Gender parity Index (GER) | | 0.83 | | Pop aged(12-14) | | | 289,274 | 281,633 | 570,907 | |
| Gender parity Index (NER) | | 0.86 | | Pop aged 12 | | | 111,059 | 111,777 | 222,836 | |
| Gender Gap (Gross) | | -7.56 | | Pop aged 14 | | | 87,504 | 83,494 | 170,998 | |
| % Female Pupil | 43.32 | 51.48 | 44.58 | Gross enrolment ratio | | | 43.46 | 35.90 | 39.73 | |
| Pupil/Teacher Ratio | 20.38 | 6.82 | 15.61 | Completion Rate | | | 43.54 | 36.65 | 40.17 | |
| Pupil/Qualified Teacher Ratio | 22.39 | 8.83 | 18.12 | Net Enrolment Ratio | | | 32.73 | 28.07 | 30.43 | |
| Pupil Classroom Ratio | | 35.61 | | Survival rate | | | | | | |
| Pupil Good Classroom Ratio | | 41.29 | | | | | | | | |
| Teacher/Classroom Ratio | | 2.28 | | | | | | | | |
| ALL SCHOOLS | | | PUBLIC SCHOOL | | | PRIVATE SCHOOL | | | | |
| | Male | Female | Total | Male | Female | Total | Male | Female | Total | |
| Enrolment in JSS | 125,723 | 101,118 | 226,841 | 108,837 | 83,200 | 192,037 | 16,886 | 17,918 | 34,804 | |
| Aged(12-14) | 94,679 | 79,056 | 173,735 | 83,518 | 67,263 | 150,781 | 11,161 | 11,793 | 22,954 | |
| Enrolment in (JSS) 1 | 44,462 | 36,152 | 80,614 | 38,090 | 29,337 | 67,427 | 6,372 | 6,815 | 13,187 | |
| Enrolment in (JSS) 3 | 38,095 | 30,600 | 68,695 | 33,222 | 25,468 | 58,690 | 4,873 | 5,132 | 10,005 | |
| Number of Teachers | 9,038 | 5,491 | 14,529 | 7,336 | 2,087 | 9,423 | 1,702 | 3,404 | 5,106 | |
| No. of Qualified Teachers | 7,970 | 4,549 | 12,519 | 6,656 | 1,921 | 8,577 | 1,314 | 2,628 | 3,942 | |
| % Qualified Teachers | 88.18 | 82.84 | 86.17 | 90.73 | 92.05 | 91.02 | 77.20 | 77.20 | 77.20 | |
| Total No. of class rooms | | 6371 | | | 2367 | | | 4004 | | |
| Total No. of Good class rooms | | 5494 | | | 2290 | | | 3204 | | |
| SENIOR SECONDARY SCHOOL | | | | | | | | | | |
| Indicator | Public | Private | Total | Demographic Data | | | Male | Female | Both | |
| Gender parity Index (GER) | | 0.82 | | Pop aged(15-17) | | | 253,432 | 241,126 | 494,558 | |
| Gender parity Index (NER) | | 0.77 | | Pop aged 15 | | | 85,264 | 81,283 | 166,547 | |
| Gender Gap (Gross) | | -7.32 | | Pop aged 17 | | | 83,768 | 79,566 | 163,334 | |
| % Female Pupil | 38.19 | 54.67 | 43.76 | Gross enrolment ratio | | | 40.17 | 32.86 | 36.61 | |
| Pupil/Teacher Ratio | 20.25 | 23.95 | 21.36 | Completion Rate | | | 58.29 | 60.72 | 59.47 | |
| Pupil/Qualified Teacher Ratio | 25.12 | 31.03 | 26.84 | Net Enrolment Ratio | | | 29.01 | 22.42 | 25.80 | |
| Pupil Classroom Ratio | | 45 | | Survival rate | | | | | | |
| Pupil Good Classroom Ratio | | 52 | | | | | | | | |
| Teacher/Classroom Ratio | | 2 | | | | | | | | |
| ALL SCHOOLS | | | PUBLIC SCHOOL | | | PRIVATE SCHOOL | | | | |
| | Male | Female | Total | Male | Female | Total | Male | Female | Total | |
| Enrolment in SSS | 101,814 | 79,224 | 181,038 | 74,092 | 45,786 | 119,878 | 27,722 | 33,438 | 61,160 | |
| Aged(15-17) | 73,513 | 54,061 | 127,574 | 54,386 | 32,738 | 87,124 | 19,127 | 21,323 | 40,450 | |
| Enrolment in (SSS) 1 | 27,972 | 17,133 | 45,105 | 22,214 | 11,157 | 33,371 | 5,758 | 5,976 | 11,734 | |
| Enrolment in (SSS) 3 | 48,829 | 48,309 | 97,138 | 31,940 | 25,883 | 57,823 | 16,889 | 22,426 | 39,315 | |
| Number of Teachers | 6,177 | 2,297 | 8,474 | 4,436 | 1,484 | 5,920 | 1,741 | 813 | 2,554 | |
| No. of Qualified Teachers | 4,866 | 1,878 | 6,744 | 3,525 | 1,248 | 4,773 | 1,341 | 630 | 1,971 | |
| % Qualified Teachers | 78.78 | 81.76 | 79.58 | 79.46 | 84.10 | 80.63 | 77.02 | 77.49 | 77.17 | |
| Total No. of class rooms | | 4066 | | | 2368 | | | 1698 | | |
| Total No. of Good class rooms | | 3466 | | | 2334 | | | 1132 | | |

Bayelsa State Basic and Post-Basic Education Indicators

| PRE-PRIMARY SCHOOL | | | | | | | | | | |
|-------------------------------|--------|---------|---------------|-----------------------|--------|----------------|---------|---------|---------|--|
| Indicator | Public | Private | Total | Demographic Data | | | Male | Female | Both | |
| Gender parity Index (GER) | | 0.96 | | Pop aged(3-5) | | | 100,090 | 99,429 | 199,519 | |
| Gender parity Index (NER) | | 0.85 | | Pop aged 3 | | | 34,423 | 34,102 | 68,525 | |
| Gender Gap (Gross) | | -0.47 | | Pop aged 5 | | | 32,318 | 32,194 | 64,512 | |
| % Female Pupil | 48.71 | 48.76 | 48.75 | Gross enrolment ratio | | | 11.1 | 10.7 | 10.9 | |
| Pupil/Teacher Ratio | 62.74 | 13.80 | 17.54 | Completion Rate | | | 7.02 | 6.73 | 6.88 | |
| Pupil/Qualified Teacher Ratio | 70.95 | 48.50 | 53.10 | Net Enrolment Ratio | | | 8.83 | 7.53 | 8.18 | |
| Pupil Classroom Ratio | | 47.64 | | Survival rate | | | | | | |
| Pupil Good Classroom Ratio | | 177.00 | | | | | | | | |
| Teacher/Classroom Ratio | | 2.72 | | | | | | | | |
| ALL SCHOOLS | | | PUBLIC SCHOOL | | | PRIVATE SCHOOL | | | | |
| | Male | Female | Total | Male | Female | Total | Male | Female | Total | |
| Enrolment in Pre-primary | 11,158 | 10,613 | 21,771 | 3,057 | 2,903 | 5,960 | 8,101 | 7,710 | 15,811 | |
| Aged(3-5) | 8,840 | 7,483 | 16,323 | 2,557 | 2,382 | 4,939 | 6,283 | 5,101 | 11,384 | |
| Enrolment in (Nur) 1 | 3,189 | 2,958 | 6,147 | 1,065 | 924 | 1,989 | 2,124 | 2,034 | 4,158 | |
| Enrolment in (Nur) 3 | 2,269 | 2,168 | 4,437 | 850 | 863 | 1,713 | 1,419 | 1,305 | 2,724 | |
| Number of Teachers | 58 | 1,183 | 1,241 | 3 | 92 | 95 | 55 | 1,091 | 1,146 | |
| No. of Qualified Teachers | 31 | 379 | 410 | 3 | 81 | 84 | 28 | 298 | 326 | |
| % Qualified Teachers | 53.45 | 32.04 | 33.04 | 100.00 | 88.04 | 88.42 | 50.91 | 27.31 | 28.45 | |
| Total No. of class rooms | | 457 | | | 142 | | | 315 | | |
| Total No. of Good class rooms | | 123 | | | 98 | | | 25 | | |
| PRIMARY SCHOOL | | | | | | | | | | |
| Indicator | Public | Private | Total | Demographic Data | | | Male | Female | Both | |
| Gender parity Index (GER) | | 0.97 | | Pop aged(6-11) | | | 197,647 | 197,840 | 395,487 | |
| Gender parity Index (NER) | | 0.98 | | Pop aged 6 | | | 31,317 | 31,250 | 62,567 | |
| Gender Gap (Gross) | | -0.74 | | Pop aged 11 | | | 34,225 | 34,331 | 68,556 | |
| % Female Pupil | 49.06 | 50.01 | 49.27 | Gross enrolment ratio | | | 24.92 | 24.17 | 24.54 | |
| Pupil/Teacher Ratio | 13.60 | 17.31 | 14.27 | Completion Rate | | | 17.41 | 16.68 | 17.04 | |
| Pupil/Qualified Teacher Ratio | 13.63 | 19.59 | 14.59 | Net Enrolment Ratio | | | 21.39 | 20.89 | 21.14 | |
| Pupil Classroom Ratio | | 20.99 | | Survival rate | | | | | | |
| Pupil Good Classroom Ratio | | 29.19 | | | | | | | | |
| Teacher/Classroom Ratio | | 1.47 | | | | | | | | |
| ALL SCHOOLS | | | PUBLIC SCHOOL | | | PRIVATE SCHOOL | | | | |
| | Male | Female | Total | Male | Female | Total | Male | Female | Total | |
| Enrolment in Primary | 49,246 | 47,824 | 97,070 | 38,672 | 37,244 | 75,916 | 10,574 | 10,580 | 21,154 | |
| Aged(6-11) | 42,279 | 41,334 | 83,613 | 32,802 | 31,793 | 64,595 | 9,477 | 9,541 | 19,018 | |
| Enrolment in (Pry) 1 | 9,593 | 9,221 | 18,814 | 7,142 | 6,880 | 14,022 | 2,451 | 2,341 | 4,792 | |
| Enrolment in (Pry) 6 | 5,958 | 5,726 | 11,684 | 5,678 | 5,437 | 11,115 | 280 | 289 | 569 | |
| Number of Teachers | 2,581 | 4,223 | 6,804 | 2,091 | 3,491 | 5,582 | 490 | 732 | 1,222 | |
| No. of Qualified Teachers | 2,512 | 4,139 | 6,651 | 2,083 | 3,488 | 5,571 | 429 | 651 | 1,080 | |
| % Qualified Teachers | 97.33 | 98.01 | 97.75 | 99.62 | 99.91 | 99.80 | 87.55 | 88.93 | 88.38 | |
| Total No. of class rooms | | 4625 | | | 3308 | | | 1317 | | |
| Total No. of Good class rooms | | 3325 | | | 3076 | | | 249 | | |
| JUNIOR SECONDARY SCHOOL | | | | | | | | | | |
| Indicator | Public | Private | Total | Demographic Data | | | Male | Female | Both | |
| Gender parity Index (GER) | | 1.00 | | Pop aged(12-14) | | | 77,137 | 75,954 | 153,091 | |
| Gender parity Index (NER) | | 1.00 | | Pop aged 12 | | | 33,179 | 33,312 | 66,491 | |
| Gender Gap (Gross) | | -0.11 | | Pop aged 14 | | | 21,483 | 20,782 | 42,265 | |
| % Female Pupil | 48.70 | 53.38 | 49.52 | Gross enrolment ratio | | | 29.15 | 29.04 | 29.10 | |
| Pupil/Teacher Ratio | 18.99 | 27.62 | 20.08 | Completion Rate | | | 34.56 | 35.32 | 34.93 | |
| Pupil/Qualified Teacher Ratio | 19.10 | 49.61 | 21.41 | Net Enrolment Ratio | | | 20.73 | 20.80 | 20.76 | |
| Pupil Classroom Ratio | | 36.94 | | Survival rate | | | | | | |
| Pupil Good Classroom Ratio | | 53.67 | | | | | | | | |
| Teacher/Classroom Ratio | | 1.84 | | | | | | | | |
| ALL SCHOOLS | | | PUBLIC SCHOOL | | | PRIVATE SCHOOL | | | | |
| | Male | Female | Total | Male | Female | Total | Male | Female | Total | |
| Enrolment in JSS | 22,486 | 22,059 | 44,545 | 18,855 | 17,901 | 36,756 | 3,631 | 4,158 | 7,789 | |
| Aged(12-14) | 15,991 | 15,796 | 31,787 | 13,446 | 12,942 | 26,388 | 2,545 | 2,854 | 5,399 | |
| Enrolment in (JSS) 1 | 7,387 | 7,122 | 14,509 | 6,038 | 5,635 | 11,673 | 1,349 | 1,487 | 2,836 | |
| Enrolment in (JSS) 3 | 7,424 | 7,341 | 14,765 | 6,370 | 6,102 | 12,472 | 1,054 | 1,239 | 2,293 | |
| Number of Teachers | 920 | 1,298 | 2,218 | 807 | 1,129 | 1,936 | 113 | 169 | 282 | |
| No. of Qualified Teachers | 865 | 1,216 | 2,081 | 807 | 1,117 | 1,924 | 58 | 99 | 157 | |
| % Qualified Teachers | 94.02 | 93.68 | 93.82 | 100.00 | 98.94 | 99.38 | 51.33 | 58.58 | 55.67 | |
| Total No. of class rooms | | 1206 | | | 699 | | | 507 | | |
| Total No. of Good class rooms | | 830 | | | 617 | | | 213 | | |
| SENIOR SECONDARY SCHOOL | | | | | | | | | | |
| Indicator | Public | Private | Total | Demographic Data | | | Male | Female | Both | |
| Gender parity Index (GER) | | 1.01 | | Pop aged(15-17) | | | 61,786 | 59,411 | 121,197 | |
| Gender parity Index (NER) | | 1.02 | | Pop aged 15 | | | 20,838 | 20,099 | 40,937 | |
| Gender Gap (Gross) | | 0.43 | | Pop aged 17 | | | 20,379 | 19,543 | 39,922 | |
| % Female Pupil | 48.88 | 54.38 | 49.32 | Gross enrolment ratio | | | 35.61 | 36.04 | 35.82 | |
| Pupil/Teacher Ratio | 10.08 | 11.88 | 10.20 | Completion Rate | | | 37.97 | 37.09 | 37.54 | |
| Pupil/Qualified Teacher Ratio | 10.09 | 22.67 | 10.55 | Net Enrolment Ratio | | | 24.60 | 25.14 | 24.86 | |
| Pupil Classroom Ratio | | 32 | | Survival rate | | | | | | |
| Pupil Good Classroom Ratio | | 35 | | | | | | | | |
| Teacher/Classroom Ratio | | 3 | | | | | | | | |
| ALL SCHOOLS | | | PUBLIC SCHOOL | | | PRIVATE SCHOOL | | | | |
| | Male | Female | Total | Male | Female | Total | Male | Female | Total | |
| Enrolment in SSS | 22,003 | 21,413 | 43,416 | 20,431 | 19,539 | 39,970 | 1,572 | 1,874 | 3,446 | |
| Aged(15-17) | 15,202 | 14,933 | 30,135 | 14,467 | 13,768 | 28,235 | 735 | 1,165 | 1,900 | |
| Enrolment in (SSS) 1 | 7,532 | 7,728 | 15,260 | 6,729 | 6,681 | 13,410 | 803 | 1,047 | 1,850 | |
| Enrolment in (SSS) 3 | 7,737 | 7,248 | 14,985 | 7,532 | 7,021 | 14,553 | 205 | 227 | 432 | |
| Number of Teachers | 2,463 | 1,792 | 4,255 | 2,325 | 1,640 | 3,965 | 138 | 152 | 290 | |
| No. of Qualified Teachers | 2,388 | 1,727 | 4,115 | 2,323 | 1,640 | 3,963 | 65 | 87 | 152 | |
| % Qualified Teachers | 96.95 | 96.37 | 96.71 | 99.91 | 100.00 | 99.95 | 47.10 | 57.24 | 52.41 | |
| Total No. of class rooms | | 1340 | | | 1082 | | | 258 | | |
| Total No. of Good class rooms | | 1224 | | | 996 | | | 228 | | |

Benue State Basic and Post-Basic Education Indicators

| PRE-PRIMARY SCHOOL | | | | | | | | | |
|-------------------------------|---------|---------|---------------|-----------------------|---------|----------------|---------|---------|---------|
| Indicator | Public | Private | Total | Demographic Data | | | Male | Female | Both |
| Gender parity Index (GER) | | 0.93 | | Pop aged(3-5) | | | 248,250 | 252,628 | 500,878 |
| Gender parity Index (NER) | | 0.72 | | Pop aged 3 | | | 83,840 | 85,099 | 168,939 |
| Gender Gap (Gross) | | -2.11 | | Pop aged 5 | | | 81,667 | 83,330 | 164,997 |
| % Female Pupil | 47.57 | 48.70 | 48.51 | Gross enrolment ratio | | | 28.5 | 26.4 | 27.4 |
| Pupil/Teacher Ratio | 413.44 | 16.08 | 19.13 | Completion Rate | | | 26.37 | 24.68 | 25.52 |
| Pupil/Qualified Teacher Ratio | 1033.59 | 32.17 | 38.32 | Net Enrolment Ratio | | | 18.01 | 13.02 | 15.49 |
| Pupil Classroom Ratio | | 44.65 | | Survival rate | | | | | |
| Pupil Good Classroom Ratio | | 46.31 | | | | | | | |
| Teacher/Classroom Ratio | | 2.33 | | | | | | | |
| ALL SCHOOLS | | | PUBLIC SCHOOL | | | PRIVATE SCHOOL | | | |
| | Male | Female | Total | Male | Female | Total | Male | Female | Total |
| Enrolment in Pre-primary | 70,674 | 66,586 | 137,260 | 11,923 | 10,816 | 22,739 | 58,751 | 55,770 | 114,521 |
| Aged(3-5) | 44,719 | 32,883 | 77,602 | 6,176 | 5,322 | 11,498 | 38,543 | 27,561 | 66,104 |
| Enrolment in (Nur) 1 | 17,030 | 15,556 | 32,586 | 1,978 | 1,406 | 3,384 | 15,052 | 14,150 | 29,202 |
| Enrolment in (Nur) 3 | 21,539 | 20,570 | 42,109 | 5,752 | 5,501 | 11,253 | 15,787 | 15,069 | 30,856 |
| Number of Teachers | 2,053 | 5,122 | 7,175 | 17 | 38 | 55 | 2,036 | 5,084 | 7,120 |
| No. of Qualified Teachers | 1,024 | 2,558 | 3,582 | 6 | 16 | 22 | 1,018 | 2,542 | 3,560 |
| % Qualified Teachers | 49.88 | 49.94 | 49.92 | 35.29 | 42.11 | 40.00 | 50.00 | 50.00 | 50.00 |
| Total No. of class rooms | | 3074 | | | 35 | | | 3039 | |
| Total No. of Good class rooms | | 2964 | | | 22 | | | 2942 | |
| PRIMARY SCHOOL | | | | | | | | | |
| Indicator | Public | Private | Total | Demographic Data | | | Male | Female | Both |
| Gender parity Index (GER) | | 0.91 | | Pop aged(6-11) | | | 473,367 | 486,084 | 959,451 |
| Gender parity Index (NER) | | 0.91 | | Pop aged 6 | | | 80,554 | 82,364 | 162,918 |
| Gender Gap (Gross) | | -5.88 | | Pop aged 11 | | | 77,395 | 79,793 | 157,188 |
| % Female Pupil | 47.39 | 49.61 | 48.24 | Gross enrolment ratio | | | 63.61 | 57.73 | 60.63 |
| Pupil/Teacher Ratio | 34.41 | 97.17 | 45.79 | Completion Rate | | | 43.26 | 35.07 | 39.10 |
| Pupil/Qualified Teacher Ratio | 35.34 | 109.63 | 47.81 | Net Enrolment Ratio | | | 52.45 | 47.87 | 50.13 |
| Pupil Classroom Ratio | | 40.88 | | Survival rate | | | | | |
| Pupil Good Classroom Ratio | | 55.36 | | | | | | | |
| Teacher/Classroom Ratio | | 0.89 | | | | | | | |
| ALL SCHOOLS | | | PUBLIC SCHOOL | | | PRIVATE SCHOOL | | | |
| | Male | Female | Total | Male | Female | Total | Male | Female | Total |
| Enrolment in Primary | 301,105 | 280,628 | 581,733 | 188,286 | 169,573 | 357,859 | 112,819 | 111,055 | 223,874 |
| Aged(6-11) | 248,273 | 232,673 | 480,946 | 154,930 | 140,235 | 295,165 | 93,343 | 92,438 | 185,781 |
| Enrolment in (Pry) 1 | 63,416 | 60,574 | 123,990 | 41,209 | 38,474 | 79,683 | 22,207 | 22,100 | 44,307 |
| Enrolment in (Pry) 6 | 33,480 | 27,984 | 61,464 | 21,921 | 17,564 | 39,485 | 11,559 | 10,420 | 21,979 |
| Number of Teachers | 7,678 | 5,027 | 12,705 | 6,447 | 3,954 | 10,401 | 1,231 | 1,073 | 2,304 |
| No. of Qualified Teachers | 7,347 | 4,821 | 12,168 | 6,258 | 3,868 | 10,126 | 1,089 | 953 | 2,042 |
| % Qualified Teachers | 95.69 | 95.90 | 95.77 | 97.07 | 97.82 | 97.36 | 88.46 | 88.82 | 88.63 |
| Total No. of class rooms | | 14229 | | | 11085 | | | 3144 | |
| Total No. of Good class rooms | | 10509 | | | 7473 | | | 3036 | |
| JUNIOR SECONDARY SCHOOL | | | | | | | | | |
| Indicator | Public | Private | Total | Demographic Data | | | Male | Female | Both |
| Gender parity Index (GER) | | 0.92 | | Pop aged(12-14) | | | 221,956 | 221,482 | 443,438 |
| Gender parity Index (NER) | | 0.90 | | Pop aged 12 | | | 74,688 | 77,139 | 151,827 |
| Gender Gap (Gross) | | -3.01 | | Pop aged 14 | | | 72,018 | 70,657 | 142,675 |
| % Female Pupil | 46.96 | 48.76 | 47.95 | Gross enrolment ratio | | | 39.33 | 36.31 | 37.82 |
| Pupil/Teacher Ratio | 31.93 | 89.22 | 49.47 | Completion Rate | | | 36.99 | 34.13 | 35.58 |
| Pupil/Qualified Teacher Ratio | 83.62 | 239.32 | 130.51 | Net Enrolment Ratio | | | 24.66 | 22.29 | 23.48 |
| Pupil Classroom Ratio | | 42.31 | | Survival rate | | | | | |
| Pupil Good Classroom Ratio | | 52.92 | | | | | | | |
| Teacher/Classroom Ratio | | 0.86 | | | | | | | |
| ALL SCHOOLS | | | PUBLIC SCHOOL | | | PRIVATE SCHOOL | | | |
| | Male | Female | Total | Male | Female | Total | Male | Female | Total |
| Enrolment in JSS | 87,285 | 80,423 | 167,708 | 39,828 | 35,265 | 75,093 | 47,457 | 45,158 | 92,615 |
| Aged(12-14) | 54,727 | 49,377 | 104,104 | 25,417 | 23,508 | 48,925 | 29,310 | 25,869 | 55,179 |
| Enrolment in (JSS) 1 | 30,172 | 28,308 | 58,480 | 13,150 | 11,870 | 25,020 | 17,022 | 16,438 | 33,460 |
| Enrolment in (JSS) 3 | 26,639 | 24,118 | 50,757 | 12,408 | 10,742 | 23,150 | 14,231 | 13,376 | 27,607 |
| Number of Teachers | 2,213 | 1,177 | 3,390 | 1,528 | 824 | 2,352 | 685 | 353 | 1,038 |
| No. of Qualified Teachers | 646 | 639 | 1,285 | 456 | 442 | 898 | 190 | 197 | 387 |
| % Qualified Teachers | 29.19 | 54.29 | 37.91 | 29.84 | 53.64 | 38.18 | 27.74 | 55.81 | 37.28 |
| Total No. of class rooms | | 3964 | | | 2111 | | | 1853 | |
| Total No. of Good class rooms | | 3169 | | | 1468 | | | 1701 | |
| SENIOR SECONDARY SCHOOL | | | | | | | | | |
| Indicator | Public | Private | Total | Demographic Data | | | Male | Female | Both |
| Gender parity Index (GER) | | 0.93 | | Pop aged(15-17) | | | 207,205 | 202,782 | 409,987 |
| Gender parity Index (NER) | | 0.97 | | Pop aged 15 | | | 69,868 | 68,517 | 138,385 |
| Gender Gap (Gross) | | -0.92 | | Pop aged 17 | | | 68,353 | 66,769 | 135,122 |
| % Female Pupil | 45.26 | 48.67 | 47.51 | Gross enrolment ratio | | | 12.24 | 11.32 | 11.78 |
| Pupil/Teacher Ratio | 12.64 | 11.87 | 12.12 | Completion Rate | | | 11.80 | 10.95 | 11.38 |
| Pupil/Qualified Teacher Ratio | 43.53 | 32.21 | 35.31 | Net Enrolment Ratio | | | 8.74 | 8.46 | 8.61 |
| Pupil Classroom Ratio | | 14 | | Survival rate | | | | | |
| Pupil Good Classroom Ratio | | 15 | | | | | | | |
| Teacher/Classroom Ratio | | 1 | | | | | | | |
| ALL SCHOOLS | | | PUBLIC SCHOOL | | | PRIVATE SCHOOL | | | |
| | Male | Female | Total | Male | Female | Total | Male | Female | Total |
| Enrolment in SSS | 25,352 | 22,951 | 48,303 | 8,935 | 7,387 | 16,322 | 16,417 | 15,564 | 31,981 |
| Aged(15-17) | 18,117 | 17,165 | 35,282 | 5,692 | 5,741 | 11,433 | 12,425 | 11,424 | 23,849 |
| Enrolment in (SSS) 1 | 8,801 | 7,940 | 16,741 | 3,046 | 2,489 | 5,535 | 5,755 | 5,451 | 11,206 |
| Enrolment in (SSS) 3 | 8,064 | 7,308 | 15,372 | 2,869 | 2,407 | 5,276 | 5,195 | 4,901 | 10,096 |
| Number of Teachers | 3,118 | 868 | 3,986 | 1,064 | 227 | 1,291 | 2,054 | 641 | 2,695 |
| No. of Qualified Teachers | 1,017 | 351 | 1,368 | 275 | 100 | 375 | 742 | 251 | 993 |
| % Qualified Teachers | 32.62 | 40.44 | 34.32 | 25.85 | 44.05 | 29.05 | 36.12 | 39.16 | 36.85 |
| Total No. of class rooms | | 3530 | | | 1148 | | | 2382 | |
| Total No. of Good class rooms | | 3307 | | | 1052 | | | 2255 | |

Borno State Basic and Post-Basic Education Indicators

| PRE-PRIMARY SCHOOL | | | | | | | | | | |
|-------------------------------|---------|---------|---------|-----------------------|---------|---------|----------------|-------------|---------|--|
| Indicator | Public | Private | Total | Demographic Data | | | Male | Female | Both | |
| Gender parity Index (GER) | | 1.03 | | Pop aged(3-5) | | | 233,768 | 229,844 | 463,612 | |
| Gender parity Index (NER) | | 1.02 | | Pop aged 3 | | | 82,401 | 80,742 | 163,143 | |
| Gender Gap (Gross) | | 0.57 | | Pop aged 5 | | | 73555 | 72568 | 146,123 | |
| % Female Pupil | | | | Gross enrolment ratio | | | 19.1 | 19.7 | 19.4 | |
| Pupil/Teacher Ratio | 5.64 | 68.55 | 9.23 | Completion Rate | | | 14.1 | 14.6 | 14.3 | |
| Pupil/Qualified Teacher Ratio | 5.64 | 68.55 | 9.23 | Net Enrolment Ratio | | | 14.7 | 15.0 | 14.9 | |
| Pupil Classroom Ratio | | 41.9 | | Survival rate | | | | | | |
| Pupil Good Classroom Ratio | | 55.3 | | | | | | | | |
| Teacher/Classroom Ratio | | 4.5 | | | | | | | | |
| ALL SCHOOLS | | | | PUBLIC SCHOOL | | | PRIVATE SCHOOL | | | |
| | Male | Female | Total | Male | Female | Total | Male | Female | Total | |
| Enrolment in Pre-primary | 44,729 | 45,298 | 90,027 | 25,790 | 26,123 | 51,913 | 18,939 | 19,175 | 38,114 | |
| Aged(3-5) | 34,470 | 34,541 | 69,011 | 20,544 | 20,648 | 41,192 | 13,926 | 13,893 | 27,819 | |
| Enrolment in (Nur) 1 | 16,407 | 16,769 | 33,176 | 9,812 | 10,072 | 19,884 | 6,595 | 6,697 | 13,292 | |
| Enrolment in (Nur) 3 | 10,366 | 10,573 | 20,939 | 5,434 | 5,602 | 11,036 | 4,932 | 4,971 | 9,903 | |
| Number of Teachers | 4,053 | 5,705 | 9,758 | 3,991 | 5,211 | 9,202 | 62 | 494 | 556 | |
| No. of Qualified Teachers | 4,053 | 5,705 | 9,758 | 3,991 | 5,211 | 9,202 | 62 | 494 | 556 | |
| % Qualified Teachers | 100.00 | 100.00 | 100.00 | 100.00 | 100.00 | 100.00 | 100.00 | 100.00 | 100.00 | |
| Total No. of class rooms | | 2148 | | | 687 | | | 1461 | | |
| Total No. of Good class rooms | | 1627 | | | 324 | | | 1303 | | |
| PRIMARY SCHOOL | | | | | | | | | | |
| Indicator | Public | Private | Total | Demographic Data | | | Male | Female | Both | |
| Gender parity Index (GER) | | 0.99 | | Pop aged(6-11) | | | 475,471 | 472,459 | 947,930 | |
| Gender parity Index (NER) | | 0.98 | | Pop aged 6 | | | 69,558 | 68,805 | 138,363 | |
| Gender Gap (Gross) | | -0.9 | | Pop aged 11 | | | 88372 | 88102 | 176,474 | |
| % Female Pupil | | | | Gross enrolment ratio | | | 63.0 | 62.2 | 62.6 | |
| Pupil/Teacher Ratio | 261.66 | | 295.41 | Completion Rate | | | 43.5 | 43.3 | 43.4 | |
| Pupil/Qualified Teacher Ratio | 294.99 | | 333.04 | Net Enrolment Ratio | | | 56.2 | 55.2 | 55.7 | |
| Pupil Classroom Ratio | | 105 | | Survival rate | | | | | | |
| Pupil Good Classroom Ratio | | 142 | | | | | | | | |
| Teacher/Classroom Ratio | | 0 | | | | | | | | |
| ALL SCHOOLS | | | | PUBLIC SCHOOL | | | PRIVATE SCHOOL | | | |
| | Male | Female | Total | Male | Female | Total | Male | Female | Total | |
| Enrolment in Pre-primary | 299,764 | 293,715 | 593,479 | 266,285 | 259,388 | 525,673 | 33,479 | 34,327 | 67,806 | |
| Aged(6-11) | 267,131 | 260,990 | 528,121 | 237,783 | 231,323 | 469,106 | 29,348 | 29,667 | 59,015 | |
| Enrolment in (Pry) 1 | 60,549 | 58,206 | 118,755 | 52,348 | 50,017 | 102,365 | 8,201 | 8,189 | 16,390 | |
| Enrolment in (Pry) 6 | 38,424 | 38,113 | 76,537 | 35,370 | 35,037 | 70,407 | 3,054 | 3,076 | 6,130 | |
| Number of Teachers | 1,290 | 719 | 2,009 | 1,290 | 719 | 2,009 | | | | |
| No. of Qualified Teachers | 1,126 | 656 | 1,782 | 1,126 | 656 | 1,782 | | | | |
| % Qualified Teachers | 87.29 | 91.24 | 88.70 | 87.29 | 91.24 | 88.70 | | | | |
| Total No. of class rooms | | 5679 | | | 5679 | | | | | |
| Total No. of Good class rooms | | 4178 | | | 4178 | | | | | |
| JUNIOR SECONDARY SCHOOL | | | | | | | | | | |
| Indicator | Public | Private | Total | Demographic Data | | | Male | Female | Both | |
| Gender parity Index (GER) | | 0.93 | | Pop aged(12-14) | | | 240,264 | 233,722 | 473,986 | |
| Gender parity Index (NER) | | 0.95 | | Pop aged 12 | | | 85,926 | 85,778 | 171,704 | |
| Gender Gap (Gross) | | -2.15 | | Pop aged 14 | | | 76073 | 72723 | 148,796 | |
| % Female Pupil | | | | Gross enrolment ratio | | | 32.76 | 30.60 | 31.70 | |
| Pupil/Teacher Ratio | 28.65 | 14.67 | 25.23 | Completion Rate | | | 31.21 | 29.25 | 30.25 | |
| Pupil/Qualified Teacher Ratio | 33.39 | 22.15 | 31.14 | Net Enrolment Ratio | | | 24.57 | 23.31 | 23.95 | |
| Pupil Classroom Ratio | | | | Survival rate | | | | | | |
| Pupil Good Classroom Ratio | | | | | | | | | | |
| Teacher/Classroom Ratio | | | | | | | | | | |
| ALL SCHOOLS | | | | PUBLIC SCHOOL | | | PRIVATE SCHOOL | | | |
| | Male | Female | Total | Male | Female | Total | Male | Female | Total | |
| Enrolment in Pre-primary | 78,705 | 71,528 | 150,233 | 67,976 | 60,878 | 128,854 | 10,729 | 10,650 | 21,379 | |
| Aged(12-14) | 59,031 | 54,479 | 113,510 | 50,627 | 46,398 | 97,025 | 8,404 | 8,081 | 16,485 | |
| Enrolment in (JSS) 1 | 28,433 | 25,849 | 54,282 | 24,247 | 21,668 | 45,915 | 4,186 | 4,181 | 8,367 | |
| Enrolment in (JSS) 3 | 23,742 | 21,275 | 45,017 | 20,709 | 18,349 | 39,058 | 3,033 | 2,926 | 5,959 | |
| Number of Teachers | 4,062 | 1,892 | 5,954 | 2,926 | 1,571 | 4,497 | 1,136 | 321 | 1,457 | |
| No. of Qualified Teachers | 3,183 | 1,641 | 4,824 | 2,442 | 1,417 | 3,859 | 741 | 224 | 965 | |
| % Qualified Teachers | 78.36 | 86.73 | 81.02 | 83.46 | 90.20 | 85.81 | 65.23 | 69.78 | 66.23 | |
| Total No. of class rooms | | 0 | | | 0 | | | 0 | | |
| Total No. of Good class rooms | | 0 | | | 0 | | | 0 | | |
| SENIOR SECONDARY SCHOOL | | | | | | | | | | |
| Indicator | Public | Private | Total | Demographic Data | | | Male | Female | Both | |
| Gender parity Index (GER) | | 0.83 | | Pop aged(15-17) | | | 221,627 | 210,017 | 431,644 | |
| Gender parity Index (NER) | | 0.87 | | Pop aged 15 | | | 74,410 | 70,797 | 145,207 | |
| Gender Gap (Gross) | | -4.2 | | Pop aged 17 | | | 73389 | 69300 | 142,689 | |
| % Female Pupil | | | | Gross enrolment ratio | | | 25.1 | 20.8 | 23.0 | |
| Pupil/Teacher Ratio | 20.81 | 14.36 | 19.14 | Completion Rate | | | 24.1 | 18.48773449 | 21.4 | |
| Pupil/Qualified Teacher Ratio | 33.77 | 19.73 | 29.65 | Net Enrolment Ratio | | | 17.8 | 15.6 | 16.7 | |
| Pupil Classroom Ratio | | | | Survival rate | | | | | | |
| Pupil Good Classroom Ratio | | | | | | | | | | |
| Teacher/Classroom Ratio | | | | | | | | | | |
| ALL SCHOOLS | | | | PUBLIC SCHOOL | | | PRIVATE SCHOOL | | | |
| | Male | Female | Total | Male | Female | Total | Male | Female | Total | |
| Enrolment in SSS | 55,564 | 43,731 | 99,295 | 45,637 | 34,267 | 79,904 | 9,927 | 9,464 | 19,391 | |
| Aged(15-17) | 39,526 | 32,696 | 72,222 | 32,052 | 25,580 | 57,632 | 7,474 | 7,116 | 14,590 | |
| Enrolment in (SSS) 1 | 19,647 | 15,804 | 35,451 | 15,858 | 12,042 | 27,900 | 3,789 | 3,762 | 7,551 | |
| Enrolment in (SSS) 3 | 17,683 | 12,812 | 30,495 | 14,884 | 10,291 | 25,175 | 2,799 | 2,521 | 5,320 | |
| Number of Teachers | 3,080 | 2,109 | 5,189 | 2,389 | 1,450 | 3,839 | 691 | 659 | 1,350 | |
| No. of Qualified Teachers | 1,992 | 1,357 | 3,349 | 1,455 | 911 | 2,366 | 537 | 446 | 983 | |
| % Qualified Teachers | 64.68 | 64.34 | 64.54 | 60.90 | 62.83 | 61.63 | 77.71 | 67.68 | 72.81 | |
| Total No. of class rooms | | 0 | | | 0 | | | 0 | | |
| Total No. of Good class rooms | | 0 | | | 0 | | | 0 | | |

| Cross River State Basic and Post-Basic Education Indicators | | | | | | | | | | |
|---|---------|---------|---------------|-----------------------|--------|----------------|---------|---------|---------|--|
| PRE-PRIMARY SCHOOL | | | | | | | | | | |
| Indicator | Public | Private | Total | Demographic Data | | | Male | Female | Both | |
| Gender parity Index (GER) | | 1.01 | | Pop aged(3-5) | | | 186,462 | 185,517 | 371,979 | |
| Gender parity Index (NER) | | 1.00 | | Pop aged 3 | | | 59,828 | 59,419 | 119,247 | |
| Gender Gap (Gross) | | 0.26 | | Pop aged 5 | | | 64,358 | 64,134 | 128,492 | |
| % Female Pupil | 50.20 | 49.97 | 50.08 | Gross enrolment ratio | | | 31.2 | 31.5 | 31.3 | |
| Pupil/Teacher Ratio | 12.79 | 19.59 | 15.56 | Completion Rate | | | 5.54 | 5.84 | 5.69 | |
| Pupil/Qualified Teacher Ratio | 17.04 | 34.92 | 23.11 | Net Enrolment Ratio | | | 23.47 | 23.43 | 23.45 | |
| Pupil Classroom Ratio | | 28.25 | | Survival rate | | | | | | |
| Pupil Good Classroom Ratio | | 32.31 | | | | | | | | |
| Teacher/Classroom Ratio | | 1.82 | | | | | | | | |
| ALL SCHOOLS | | | PUBLIC SCHOOL | | | PRIVATE SCHOOL | | | Total | |
| Enrolment in Pre-primary | 58,160 | 58,355 | 116,515 | 28,252 | 28,478 | 56,730 | 29,908 | 29,877 | 59,785 | |
| Aged(3-5) | 43,759 | 43,465 | 87,224 | 23,567 | 23,706 | 47,273 | 20,192 | 19,759 | 39,951 | |
| Enrolment in (Nur) 1 | 23,468 | 23,744 | 47,212 | 15,766 | 16,125 | 31,891 | 7,702 | 7,619 | 15,321 | |
| Enrolment in (Nur) 3 | 3,567 | 3,748 | 7,315 | 676 | 743 | 1,419 | 2,891 | 3,005 | 5,896 | |
| Number of Teachers | 2,027 | 5,460 | 7,487 | 1,347 | 3,088 | 4,435 | 680 | 2,372 | 3,052 | |
| No. of Qualified Teachers | 1,176 | 3,865 | 5,041 | 835 | 2,494 | 3,329 | 341 | 1,371 | 1,712 | |
| % Qualified Teachers | 58.02 | 70.79 | 67.33 | 61.99 | 80.76 | 75.06 | 50.15 | 57.80 | 56.09 | |
| Total No. of class rooms | | 4124 | | 2123 | | | 2001 | | | |
| Total No. of Good class rooms | | 3606 | | 1605 | | | 2001 | | | |
| PRIMARY SCHOOL | | | | | | | | | | |
| Indicator | Public | Private | Total | Demographic Data | | | Male | Female | Both | |
| Gender parity Index (GER) | | 1.03 | | Pop aged(6-11) | | | 368,026 | 368,286 | 736,312 | |
| Gender parity Index (NER) | | 1.02 | | Pop aged 6 | | | 65,996 | 65,868 | 131,864 | |
| Gender Gap (Gross) | | 0.81 | | Pop aged 11 | | | 56,738 | 56,929 | 113,667 | |
| % Female Pupil | 49.98 | 52.39 | 50.65 | Gross enrolment ratio | | | 31.83 | 32.64 | 32.24 | |
| Pupil/Teacher Ratio | 66.98 | 2.07 | 6.87 | Completion Rate | | | 33.41 | 35.25 | 34.33 | |
| Pupil/Qualified Teacher Ratio | 330.49 | 2.24 | 7.89 | Net Enrolment Ratio | | | 29.54 | 30.02 | 29.78 | |
| Pupil Classroom Ratio | | 19.10 | | Survival rate | | | | | | |
| Pupil Good Classroom Ratio | | 22.74 | | | | | | | | |
| Teacher/Classroom Ratio | | 2.78 | | | | | | | | |
| ALL SCHOOLS | | | PUBLIC SCHOOL | | | PRIVATE SCHOOL | | | Total | |
| Enrolment in Primary | 117,142 | 120,217 | 237,359 | 85,640 | 85,556 | 171,196 | 31,502 | 34,661 | 66,163 | |
| Aged(6-11) | 108,720 | 110,576 | 219,296 | 77,423 | 76,125 | 153,548 | 31,297 | 34,451 | 65,748 | |
| Enrolment in (Pry) 1 | 19,994 | 20,189 | 40,183 | 14,448 | 14,415 | 28,863 | 5,546 | 5,774 | 11,320 | |
| Enrolment in (Pry) 6 | 18,954 | 20,070 | 39,024 | 13,992 | 13,982 | 27,974 | 4,962 | 6,088 | 11,050 | |
| Number of Teachers | 14,385 | 20,179 | 34,564 | 1,207 | 1,349 | 2,556 | 13,178 | 18,830 | 32,008 | |
| No. of Qualified Teachers | 12,250 | 17,830 | 30,080 | 397 | 121 | 518 | 11,853 | 17,709 | 29,562 | |
| % Qualified Teachers | 85.16 | 88.36 | 87.03 | 32.89 | 8.97 | 20.27 | 89.95 | 94.05 | 92.36 | |
| Total No. of class rooms | | 12426 | | 12426 | | | 0 | | | |
| Total No. of Good class rooms | | 10438 | | 10438 | | | 0 | | | |
| JUNIOR SECONDARY SCHOOL | | | | | | | | | | |
| Indicator | Public | Private | Total | Demographic Data | | | Male | Female | Both | |
| Gender parity Index (GER) | | 0.99 | | Pop aged(12-14) | | | 133,671 | 130,504 | 264,175 | |
| Gender parity Index (NER) | | 1.40 | | Pop aged 12 | | | 54,884 | 55,114 | 109,998 | |
| Gender Gap (Gross) | | -0.48 | | Pop aged 14 | | | 38,212 | 36,571 | 74,783 | |
| % Female Pupil | 49.60 | 48.70 | 49.18 | Gross enrolment ratio | | | 54.58 | 54.10 | 54.34 | |
| Pupil/Teacher Ratio | 5.64 | 5.27 | 5.46 | Completion Rate | | | 66.20 | 66.21 | 66.21 | |
| Pupil/Qualified Teacher Ratio | 8.01 | 7.52 | 7.78 | Net Enrolment Ratio | | | 29.90 | 41.74 | 35.75 | |
| Pupil Classroom Ratio | | 16.38 | | Survival rate | | | | | | |
| Pupil Good Classroom Ratio | | 19.94 | | | | | | | | |
| Teacher/Classroom Ratio | | 3.00 | | | | | | | | |
| ALL SCHOOLS | | | PUBLIC SCHOOL | | | PRIVATE SCHOOL | | | Total | |
| Enrolment in JSS | 72,955 | 70,605 | 143,560 | 38,704 | 38,096 | 76,800 | 34,251 | 32,509 | 66,760 | |
| Aged(12-14) | 39,973 | 54,472 | 94,445 | 21,245 | 28,622 | 49,867 | 18,728 | 25,850 | 44,578 | |
| Enrolment in (JSS) 1 | 23,417 | 23,459 | 46,876 | 12,520 | 12,805 | 25,325 | 10,897 | 10,654 | 21,551 | |
| Enrolment in (JSS) 3 | 25,297 | 24,215 | 49,512 | 13,441 | 12,812 | 26,253 | 11,856 | 11,403 | 23,259 | |
| Number of Teachers | 13,104 | 13,169 | 26,273 | 6,842 | 6,766 | 13,608 | 6,262 | 6,403 | 12,665 | |
| No. of Qualified Teachers | 6,876 | 11,584 | 18,460 | 3,652 | 5,932 | 9,584 | 3,224 | 5,652 | 8,876 | |
| % Qualified Teachers | 52.47 | 87.96 | 70.26 | 53.38 | 87.67 | 70.43 | 51.49 | 88.27 | 70.08 | |
| Total No. of class rooms | | 8762 | | 4351 | | | 4411 | | | |
| Total No. of Good class rooms | | 7200 | | 3551 | | | 3649 | | | |
| SENIOR SECONDARY SCHOOL | | | | | | | | | | |
| Indicator | Public | Private | Total | Demographic Data | | | Male | Female | Both | |
| Gender parity Index (GER) | | 1.02 | | Pop aged(15-17) | | | 108,896 | 103,996 | 212,892 | |
| Gender parity Index (NER) | | 0.99 | | Pop aged 15 | | | 36,849 | 35,248 | 72,097 | |
| Gender Gap (Gross) | | 0.91 | | Pop aged 17 | | | 35,809 | 34,151 | 69,960 | |
| % Female Pupil | 49.16 | 49.41 | 49.27 | Gross enrolment ratio | | | 53.18 | 54.09 | 53.62 | |
| Pupil/Teacher Ratio | 4.62 | 4.39 | 4.51 | Completion Rate | | | 57.89 | 63.87 | 60.81 | |
| Pupil/Qualified Teacher Ratio | 11.55 | 11.60 | 11.57 | Net Enrolment Ratio | | | 41.32 | 41.09 | 41.21 | |
| Pupil Classroom Ratio | | 18 | | Survival rate | | | | | | |
| Pupil Good Classroom Ratio | | 23 | | | | | | | | |
| Teacher/Classroom Ratio | | 4 | | | | | | | | |
| ALL SCHOOLS | | | PUBLIC SCHOOL | | | PRIVATE SCHOOL | | | Total | |
| Enrolment in SSS | 57,908 | 56,249 | 114,157 | 31,324 | 30,287 | 61,611 | 26,584 | 25,962 | 52,546 | |
| Aged(15-17) | 44,995 | 42,735 | 87,730 | 20,550 | 20,601 | 41,151 | 24,445 | 22,134 | 46,579 | |
| Enrolment in (SSS) 1 | 18,867 | 17,898 | 36,765 | 10,546 | 10,014 | 20,560 | 8,321 | 7,884 | 16,205 | |
| Enrolment in (SSS) 3 | 20,730 | 21,811 | 42,541 | 10,731 | 11,251 | 21,982 | 9,999 | 10,560 | 20,559 | |
| Number of Teachers | 19,110 | 6,212 | 25,322 | 10,031 | 3,309 | 13,340 | 9,079 | 2,903 | 11,982 | |
| No. of Qualified Teachers | 7,888 | 1,975 | 9,863 | 4,178 | 1,155 | 5,333 | 3,710 | 820 | 4,530 | |
| % Qualified Teachers | 41.28 | 31.79 | 38.95 | 41.65 | 34.90 | 39.98 | 40.86 | 28.25 | 37.81 | |
| Total No. of class rooms | | 6495 | | 3453 | | | 3042 | | | |
| Total No. of Good class rooms | | 5008 | | 2648 | | | 2360 | | | |

| Delta State Basic and Post-Basic Education Indicators | | | | | | | | | | |
|---|-------------|---------|---------|-----------------------|---------|---------|----------------|---------|---------|--|
| PRE-PRIMARY SCHOOL | | | | | | | | | | |
| Indicator | Public | Private | Total | Demographic Data | | | Male | Female | Both | |
| Gender parity Index (GER) | | 0.99 | | Pop aged(3-5) | | | 216,802 | 216,271 | 433,073 | |
| Gender parity Index (NER) | | 0.99 | | Pop aged 3 | | | 75,403 | 75,179 | 150,582 | |
| Gender Gap (Gross) | | -0.39 | | Pop aged 5 | | | 69,141 | 69,022 | 138,163 | |
| % Female Pupil | 49.65 | 49.75 | 49.72 | Gross enrolment ratio | | | 44.2 | 43.8 | 44.0 | |
| Pupil/Teacher Ratio | 37.69 | 26.68 | 29.30 | Completion Rate | | | 33.97 | 33.14 | 33.56 | |
| Pupil/Qualified Teacher Ratio | 41.03 | 53.17 | 48.75 | Net Enrolment Ratio | | | 32.85 | 32.48 | 32.67 | |
| Pupil Classroom Ratio | | 18.02 | | Survival rate | | | | | | |
| Pupil Good Classroom Ratio | | 20.84 | | | | | | | | |
| Teacher/Classroom Ratio | | 0.61 | | | | | | | | |
| | ALL SCHOOLS | | | PUBLIC SCHOOL | | | PRIVATE SCHOOL | | | |
| | Male | Female | Total | Male | Female | Total | Male | Female | Total | |
| Enrolment in Pre-primary | 95,899 | 94,830 | 190,729 | 29,378 | 28,968 | 58,346 | 66,521 | 65,862 | 132,383 | |
| Aged(3-5) | 71,229 | 70,253 | 141,482 | 23,595 | 23,136 | 46,731 | 47,634 | 47,117 | 94,751 | |
| Enrolment in (Nur) 1 | 29,749 | 29,512 | 59,261 | 10,801 | 10,615 | 21,416 | 18,948 | 18,897 | 37,845 | |
| Enrolment in (Nur) 3 | 23,490 | 22,872 | 46,362 | 7,271 | 7,126 | 14,397 | 16,219 | 15,746 | 31,965 | |
| Number of Teachers | 174 | 6,336 | 6,510 | 44 | 1,504 | 1,548 | 130 | 4,832 | 4,962 | |
| No. of Qualified Teachers | 74 | 3,838 | 3,912 | 33 | 1,389 | 1,422 | 41 | 2,449 | 2,490 | |
| % Qualified Teachers | 42.53 | 60.57 | 60.09 | 75.00 | 92.35 | 91.86 | 31.54 | 50.68 | 50.18 | |
| Total No. of class rooms | | 10586 | | | 2322 | | | 8264 | | |
| Total No. of Good class rooms | | 9150 | | | 1211 | | | 7939 | | |
| PRIMARY SCHOOL | | | | | | | | | | |
| Indicator | Public | Private | Total | Demographic Data | | | Male | Female | Both | |
| Gender parity Index (GER) | | 0.99 | | Pop aged(6-11) | | | 386,558 | 386,262 | 772,820 | |
| Gender parity Index (NER) | | 0.99 | | Pop aged 6 | | | 66,029 | 65,942 | 131,971 | |
| Gender Gap (Gross) | | -0.36 | | Pop aged 11 | | | 62,645 | 62,630 | 125,275 | |
| % Female Pupil | 49.51 | 50.46 | 49.84 | Gross enrolment ratio | | | 62.72 | 62.36 | 62.54 | |
| Pupil/Teacher Ratio | 27.41 | 13.59 | 20.29 | Completion Rate | | | 55.09 | 55.44 | 55.26 | |
| Pupil/Qualified Teacher Ratio | 32.54 | 29.97 | 31.60 | Net Enrolment Ratio | | | 57.36 | 56.97 | 57.16 | |
| Pupil Classroom Ratio | | 24.36 | | Survival rate | | | | | | |
| Pupil Good Classroom Ratio | | 30.00 | | | | | | | | |
| Teacher/Classroom Ratio | | 1.20 | | | | | | | | |
| | ALL SCHOOLS | | | PUBLIC SCHOOL | | | PRIVATE SCHOOL | | | |
| | Male | Female | Total | Male | Female | Total | Male | Female | Total | |
| Enrolment in Primary | 242,454 | 240,872 | 483,326 | 159,700 | 156,596 | 316,296 | 82,754 | 84,276 | 167,030 | |
| Aged(6-11) | 221,726 | 220,042 | 441,768 | 147,555 | 144,519 | 292,074 | 74,171 | 75,523 | 149,694 | |
| Enrolment in (Pry) 1 | 41,988 | 42,042 | 84,030 | 24,577 | 23,869 | 48,446 | 17,411 | 18,173 | 35,584 | |
| Enrolment in (Pry) 6 | 34,508 | 34,722 | 69,230 | 28,526 | 28,756 | 57,282 | 5,982 | 5,966 | 11,948 | |
| Number of Teachers | 5,015 | 18,811 | 23,826 | 2,722 | 8,817 | 11,539 | 2,293 | 9,994 | 12,287 | |
| No. of Qualified Teachers | 3,336 | 11,958 | 15,294 | 2,228 | 7,493 | 9,721 | 1,108 | 4,465 | 5,573 | |
| % Qualified Teachers | 66.52 | 63.57 | 64.19 | 81.85 | 84.98 | 84.24 | 48.32 | 44.68 | 45.36 | |
| Total No. of class rooms | | 19837 | | | 8488 | | | 11349 | | |
| Total No. of Good class rooms | | 16113 | | | 5260 | | | 10853 | | |
| JUNIOR SECONDARY SCHOOL | | | | | | | | | | |
| Indicator | Public | Private | Total | Demographic Data | | | Male | Female | Both | |
| Gender parity Index (GER) | | 1.06 | | Pop aged(12-14) | | | 161,387 | 156,499 | 317,886 | |
| Gender parity Index (NER) | | 1.04 | | Pop aged 12 | | | 60,685 | 60,688 | 121,373 | |
| Gender Gap (Gross) | | 3.95 | | Pop aged 14 | | | 49,050 | 46,878 | 95,928 | |
| % Female Pupil | 50.38 | 51.50 | 50.68 | Gross enrolment ratio | | | 66.05 | 70.00 | 68.00 | |
| Pupil/Teacher Ratio | 19.01 | 9.45 | 14.92 | Completion Rate | | | 68.37 | 73.79 | 71.02 | |
| Pupil/Qualified Teacher Ratio | 22.80 | 15.23 | 20.09 | Net Enrolment Ratio | | | 47.83 | 49.81 | 48.81 | |
| Pupil Classroom Ratio | | 37.40 | | Survival rate | | | | | | |
| Pupil Good Classroom Ratio | | 47.14 | | | | | | | | |
| Teacher/Classroom Ratio | | 2.51 | | | | | | | | |
| | ALL SCHOOLS | | | PUBLIC SCHOOL | | | PRIVATE SCHOOL | | | |
| | Male | Female | Total | Male | Female | Total | Male | Female | Total | |
| Enrolment in JSS | 106,595 | 109,554 | 216,149 | 78,184 | 79,383 | 157,567 | 28,411 | 30,171 | 58,582 | |
| Aged(12-14) | 77,199 | 77,949 | 155,148 | 57,321 | 56,534 | 113,855 | 19,878 | 21,415 | 41,293 | |
| Enrolment in (JSS) 1 | 35,674 | 37,352 | 73,026 | 25,221 | 26,481 | 51,702 | 10,453 | 10,871 | 21,324 | |
| Enrolment in (JSS) 3 | 33,534 | 34,592 | 68,126 | 24,916 | 25,228 | 50,144 | 8,618 | 9,364 | 17,982 | |
| Number of Teachers | 5,595 | 8,893 | 14,488 | 2,596 | 5,692 | 8,288 | 2,999 | 3,201 | 6,200 | |
| No. of Qualified Teachers | 3,616 | 7,142 | 10,758 | 1,968 | 4,943 | 6,911 | 1,648 | 2,199 | 3,847 | |
| % Qualified Teachers | 64.63 | 80.31 | 74.25 | 75.81 | 86.84 | 83.39 | 54.95 | 68.70 | 62.05 | |
| Total No. of class rooms | | 5780 | | | 2804 | | | 2976 | | |
| Total No. of Good class rooms | | 4585 | | | 1694 | | | 2891 | | |
| SENIOR SECONDARY SCHOOL | | | | | | | | | | |
| Indicator | Public | Private | Total | Demographic Data | | | Male | Female | Both | |
| Gender parity Index (GER) | | 1.11 | | Pop aged(15-17) | | | 140,202 | 134,354 | 274,556 | |
| Gender parity Index (NER) | | 1.11 | | Pop aged 15 | | | 47,394 | 45,421 | 92,815 | |
| Gender Gap (Gross) | | 5.92 | | Pop aged 17 | | | 46,142 | 44,215 | 90,357 | |
| % Female Pupil | 51.54 | 51.51 | 51.53 | Gross enrolment ratio | | | 54.05 | 59.97 | 56.95 | |
| Pupil/Teacher Ratio | 9.13 | 8.38 | 8.92 | Completion Rate | | | 46.05 | 51.60 | 48.77 | |
| Pupil/Qualified Teacher Ratio | 11.45 | 8.80 | 10.61 | Net Enrolment Ratio | | | 54.05 | 59.97 | 56.95 | |
| Pupil Classroom Ratio | | 19 | | Survival rate | | | | | | |
| Pupil Good Classroom Ratio | | 27 | | | | | | | | |
| Teacher/Classroom Ratio | | 2 | | | | | | | | |
| | ALL SCHOOLS | | | PUBLIC SCHOOL | | | PRIVATE SCHOOL | | | |
| | Male | Female | Total | Male | Female | Total | Male | Female | Total | |
| Enrolment in SSS | 75,779 | 80,573 | 156,352 | 55,970 | 59,534 | 115,504 | 19,809 | 21,039 | 40,848 | |
| Aged(15-17) | 75,779 | 80,573 | 156,352 | 55,970 | 59,534 | 115,504 | 19,809 | 21,039 | 40,848 | |
| Enrolment in (SSS) 1 | 27,381 | 29,232 | 56,613 | 20,359 | 21,964 | 42,323 | 7,022 | 7,268 | 14,290 | |
| Enrolment in (SSS) 3 | 21,247 | 22,817 | 44,064 | 15,029 | 16,061 | 31,090 | 6,218 | 6,756 | 12,974 | |
| Number of Teachers | 6,513 | 11,007 | 17,520 | 4,191 | 8,456 | 12,647 | 2,322 | 2,551 | 4,873 | |
| No. of Qualified Teachers | 5,266 | 9,464 | 14,730 | 3,064 | 7,023 | 10,087 | 2,202 | 2,441 | 4,643 | |
| % Qualified Teachers | 80.85 | 85.98 | 84.08 | 73.11 | 83.05 | 79.76 | 94.83 | 95.69 | 95.28 | |
| Total No. of class rooms | | 8151 | | | 6213 | | | 1938 | | |
| Total No. of Good class rooms | | 5877 | | | 4004 | | | 1873 | | |

Ebonyi State Basic and Post-Basic Education Indicators

| PRE-PRIMARY SCHOOL | | | | | | | | | | |
|-------------------------------|---------|---------|---------------|-----------------------|---------|----------------|---------|---------|---------|--|
| Indicator | Public | Private | Total | Demographic Data | | | Male | Female | Both | |
| Gender parity Index (GER) | | 0.92 | | Pop aged(3-5) | | | 136,820 | 149,419 | 286,239 | |
| Gender parity Index (NER) | | 0.96 | | Pop aged 3 | | | 47,426 | 51,595 | 99,021 | |
| Gender Gap (Gross) | | -10.98 | | Pop aged 5 | | | 43,817 | 48,045 | 91,862 | |
| % Female Pupil | 50.15 | 49.99 | 50.06 | Gross enrolment ratio | | | 133.9 | 122.9 | 128.1 | |
| Pupil/Teacher Ratio | 2.50 | 7.66 | 3.88 | Completion Rate | | | 53.24 | 49.16 | 51.11 | |
| Pupil/Qualified Teacher Ratio | 5.07 | 15.11 | 7.81 | Net Enrolment Ratio | | | 49.01 | 47.07 | 48.00 | |
| Pupil Classroom Ratio | | 24.36 | | Survival rate | | | | | | |
| Pupil Good Classroom Ratio | | 26.51 | | | | | | | | |
| Teacher/Classroom Ratio | | 6.28 | | | | | | | | |
| ALL SCHOOLS | | | PUBLIC SCHOOL | | | PRIVATE SCHOOL | | | Total | |
| Enrolment in Pre-primary | 183,135 | 183,591 | 366,726 | 86,220 | 86,734 | 172,954 | 96,915 | 96,857 | 193,772 | |
| Aged(3-5) | 67,062 | 70,335 | 137,397 | 52,562 | 54,700 | 107,262 | 14,500 | 15,635 | 30,135 | |
| Enrolment in (Nur) 1 | 23,323 | 23,323 | 46,646 | 16,972 | 16,992 | 33,964 | 6,351 | 6,331 | 12,682 | |
| Enrolment in (Nur) 3 | 23,329 | 23,618 | 46,947 | 16,950 | 17,172 | 34,122 | 6,379 | 6,446 | 12,825 | |
| Number of Teachers | 46,868 | 47,649 | 94,517 | 34,144 | 35,072 | 69,216 | 12,724 | 12,577 | 25,301 | |
| No. of Qualified Teachers | 23,329 | 23,618 | 46,947 | 16,950 | 17,172 | 34,122 | 6,379 | 6,446 | 12,825 | |
| % Qualified Teachers | 49.78 | 49.57 | 49.67 | 49.64 | 48.96 | 49.30 | 50.13 | 51.25 | 50.69 | |
| Total No. of class rooms | | 15055 | | | 9266 | | | 5789 | | |
| Total No. of Good class rooms | | 13831 | | | 8654 | | | 5177 | | |
| PRIMARY SCHOOL | | | | | | | | | | |
| Indicator | Public | Private | Total | Demographic Data | | | Male | Female | Both | |
| Gender parity Index (GER) | | 0.87 | | Pop aged(6-11) | | | 236,799 | 262,068 | 498,867 | |
| Gender parity Index (NER) | | 0.88 | | Pop aged 6 | | | 42,130 | 46,336 | 88,466 | |
| Gender Gap (Gross) | | -10.73 | | Pop aged 11 | | | 36,848 | 41,019 | 77,867 | |
| % Female Pupil | 48.62 | 49.99 | 49.16 | Gross enrolment ratio | | | 84.92 | 74.20 | 79.29 | |
| Pupil/Teacher Ratio | 29.86 | 114.67 | 42.03 | Completion Rate | | | 91.06 | 77.50 | 83.91 | |
| Pupil/Qualified Teacher Ratio | 31.16 | 118.08 | 43.76 | Net Enrolment Ratio | | | 74.74 | 66.05 | 70.17 | |
| Pupil Classroom Ratio | | 41.66 | | Survival rate | | | | | | |
| Pupil Good Classroom Ratio | | 73.20 | | | | | | | | |
| Teacher/Classroom Ratio | | 0.99 | | | | | | | | |
| ALL SCHOOLS | | | PUBLIC SCHOOL | | | PRIVATE SCHOOL | | | Total | |
| Enrolment in Primary | 201,100 | 194,447 | 395,547 | 123,687 | 117,054 | 240,741 | 77,413 | 77,393 | 154,806 | |
| Aged(6-11) | 176,981 | 173,097 | 350,078 | 112,117 | 106,735 | 218,852 | 64,864 | 66,362 | 131,226 | |
| Enrolment in (Pry) 1 | 37,334 | 37,196 | 74,530 | 23,388 | 23,198 | 46,586 | 13,946 | 13,998 | 27,944 | |
| Enrolment in (Pry) 6 | 33,552 | 31,790 | 65,342 | 20,283 | 18,411 | 38,694 | 13,269 | 13,379 | 26,648 | |
| Number of Teachers | 4,291 | 5,121 | 9,412 | 3,022 | 5,040 | 8,062 | 1,269 | 81 | 1,350 | |
| No. of Qualified Teachers | 4,058 | 4,980 | 9,038 | 2,828 | 4,899 | 7,727 | 1,230 | 81 | 1,311 | |
| % Qualified Teachers | 94.57 | 97.25 | 96.03 | 93.58 | 97.20 | 95.84 | 96.93 | 100.00 | 97.11 | |
| Total No. of class rooms | | 9495 | | | 8274 | | | 1221 | | |
| Total No. of Good class rooms | | 5404 | | | 4276 | | | 1128 | | |
| JUNIOR SECONDARY SCHOOL | | | | | | | | | | |
| Indicator | Public | Private | Total | Demographic Data | | | Male | Female | Both | |
| Gender parity Index (GER) | | 1.06 | | Pop aged(12-14) | | | 95,226 | 99,869 | 195,095 | |
| Gender parity Index (NER) | | 1.06 | | Pop aged 12 | | | 35,571 | 39,688 | 75,259 | |
| Gender Gap (Gross) | | 3.75 | | Pop aged 14 | | | 29,111 | 29,334 | 58,445 | |
| % Female Pupil | 52.87 | 52.06 | 52.65 | Gross enrolment ratio | | | 62.39 | 66.14 | 64.31 | |
| Pupil/Teacher Ratio | 20.20 | 10.73 | 16.26 | Completion Rate | | | 61.70 | 70.78 | 66.26 | |
| Pupil/Qualified Teacher Ratio | 28.51 | 14.79 | 22.72 | Net Enrolment Ratio | | | 41.08 | 43.50 | 42.32 | |
| Pupil Classroom Ratio | | 48.29 | | Survival rate | | | | | | |
| Pupil Good Classroom Ratio | | 50.67 | | | | | | | | |
| Teacher/Classroom Ratio | | 2.97 | | | | | | | | |
| ALL SCHOOLS | | | PUBLIC SCHOOL | | | PRIVATE SCHOOL | | | Total | |
| Enrolment in JSS | 59,415 | 66,054 | 125,469 | 42,899 | 48,116 | 91,015 | 16,516 | 17,938 | 34,454 | |
| Aged(12-14) | 39,117 | 43,439 | 82,556 | 26,252 | 29,429 | 55,681 | 12,865 | 14,010 | 26,875 | |
| Enrolment in (JSS) 1 | 22,533 | 23,656 | 46,189 | 16,630 | 17,190 | 33,820 | 5,903 | 6,466 | 12,369 | |
| Enrolment in (JSS) 3 | 17,962 | 20,763 | 38,725 | 12,794 | 15,119 | 27,913 | 5,168 | 5,644 | 10,812 | |
| Number of Teachers | 5,917 | 1,799 | 7,716 | 3,421 | 1,084 | 4,505 | 2,496 | 715 | 3,211 | |
| No. of Qualified Teachers | 4,456 | 1,066 | 5,522 | 2,542 | 650 | 3,192 | 1,914 | 416 | 2,330 | |
| % Qualified Teachers | 75.31 | 59.26 | 71.57 | 74.31 | 59.96 | 70.85 | 76.68 | 58.18 | 72.56 | |
| Total No. of class rooms | | 2598 | | | 1082 | | | 1516 | | |
| Total No. of Good class rooms | | 2476 | | | 1040 | | | 1436 | | |
| SENIOR SECONDARY SCHOOL | | | | | | | | | | |
| Indicator | Public | Private | Total | Demographic Data | | | Male | Female | Both | |
| Gender parity Index (GER) | | 0.90 | | Pop aged(15-17) | | | 83,398 | 83,658 | 167,056 | |
| Gender parity Index (NER) | | 0.91 | | Pop aged 15 | | | 28,169 | 28,332 | 56,501 | |
| Gender Gap (Gross) | | -3.76 | | Pop aged 17 | | | 27,465 | 27,487 | 54,952 | |
| % Female Pupil | 43.96 | 52.04 | 47.33 | Gross enrolment ratio | | | 36.15 | 32.39 | 34.27 | |
| Pupil/Teacher Ratio | 4.36 | 6.07 | 4.94 | Completion Rate | | | 19.92 | 21.33 | 20.63 | |
| Pupil/Qualified Teacher Ratio | 6.14 | 6.70 | 6.36 | Net Enrolment Ratio | | | 25.34 | 23.15 | 24.24 | |
| Pupil Classroom Ratio | | 7 | | Survival rate | | | | | | |
| Pupil Good Classroom Ratio | | 8 | | | | | | | | |
| Teacher/Classroom Ratio | | 1 | | | | | | | | |
| ALL SCHOOLS | | | PUBLIC SCHOOL | | | PRIVATE SCHOOL | | | Total | |
| Enrolment in SSS | 30,152 | 27,100 | 57,252 | 18,680 | 14,651 | 33,331 | 11,472 | 12,449 | 23,921 | |
| Aged(15-17) | 21,131 | 19,370 | 40,501 | 12,161 | 9,835 | 21,996 | 8,970 | 9,535 | 18,505 | |
| Enrolment in (SSS) 1 | 11,953 | 13,611 | 25,564 | 8,028 | 9,065 | 17,093 | 3,925 | 4,546 | 8,471 | |
| Enrolment in (SSS) 3 | 5,472 | 5,864 | 11,336 | 1,796 | 1,993 | 3,789 | 3,676 | 3,871 | 7,547 | |
| Number of Teachers | 5,251 | 6,329 | 11,580 | 2,950 | 4,688 | 7,638 | 2,301 | 1,641 | 3,942 | |
| No. of Qualified Teachers | 4,332 | 4,667 | 8,999 | 2,280 | 3,150 | 5,430 | 2,052 | 1,517 | 3,569 | |
| % Qualified Teachers | 82.50 | 73.74 | 77.71 | 77.29 | 67.19 | 71.09 | 89.18 | 92.44 | 90.54 | |
| Total No. of class rooms | | 7948 | | | 2173 | | | 5775 | | |
| Total No. of Good class rooms | | 6752 | | | 1575 | | | 5177 | | |

Edo State Basic and Post-Basic Education Indicators

| PRE-PRIMARY SCHOOL | | | | | | | | | | |
|-------------------------------|---------|---------|---------------|-----------------------|---------|----------------|---------|---------|---------|--|
| Indicator | Public | Private | Total | Demographic Data | | | Male | Female | Both | |
| Gender parity Index (GER) | | 1.29 | | Pop aged(3-5) | | | 188,642 | 187,772 | 376,414 | |
| Gender parity Index (NER) | | 1.29 | | Pop aged 3 | | | 65,915 | 65,569 | 131,484 | |
| Gender Gap (Gross) | | 10.44 | | Pop aged 5 | | | 59,864 | 59,633 | 119,497 | |
| % Female Pupil | 48.72 | 63.70 | 56.31 | Gross enrolment ratio | | | 35.4 | 45.8 | 40.6 | |
| Pupil/Teacher Ratio | 47.95 | 27.85 | 35.11 | Completion Rate | | | 36.85 | 38.99 | 37.92 | |
| Pupil/Qualified Teacher Ratio | 48.07 | 27.85 | 35.15 | Net Enrolment Ratio | | | 35.41 | 45.85 | 40.62 | |
| Pupil Classroom Ratio | | 34.10 | | Survival rate | | | | | | |
| Pupil Good Classroom Ratio | | 42.33 | | | | | | | | |
| Teacher/Classroom Ratio | | 0.97 | | | | | | | | |
| ALL SCHOOLS | | | PUBLIC SCHOOL | | | PRIVATE SCHOOL | | | Total | |
| Enrolment in Pre-primary | 66,794 | 86,088 | 152,882 | 38,680 | 36,748 | 75,428 | 28,114 | 49,340 | 77,454 | |
| Aged(3-5) | 66,794 | 86,088 | 152,882 | 38,680 | 36,748 | 75,428 | 28,114 | 49,340 | 77,454 | |
| Enrolment in (Nur) 1 | 19,515 | 36,824 | 56,339 | 13,522 | 12,894 | 26,416 | 5,993 | 23,930 | 29,923 | |
| Enrolment in (Nur) 3 | 22,062 | 23,249 | 45,311 | 11,998 | 11,150 | 23,148 | 10,064 | 12,099 | 22,163 | |
| Number of Teachers | 155 | 4,199 | 4,354 | 136 | 1,437 | 1,573 | 19 | 2,762 | 2,781 | |
| No. of Qualified Teachers | 153 | 4,197 | 4,350 | 134 | 1,435 | 1,569 | 19 | 2,762 | 2,781 | |
| % Qualified Teachers | 98.71 | 99.95 | 99.91 | 98.53 | 99.86 | 99.75 | 100.00 | 100.00 | 100.00 | |
| Total No. of class rooms | | 4483 | | | 1702 | | | 2781 | | |
| Total No. of Good class rooms | | 3612 | | | 1012 | | | 2600 | | |
| PRIMARY SCHOOL | | | | | | | | | | |
| Indicator | Public | Private | Total | Demographic Data | | | Male | Female | Both | |
| Gender parity Index (GER) | | 0.99 | | Pop aged(6-11) | | | 347,374 | 346,182 | 693,556 | |
| Gender parity Index (NER) | | 0.98 | | Pop aged 6 | | | 56,881 | 56,668 | 113,549 | |
| Gender Gap (Gross) | | -0.54 | | Pop aged 11 | | | 58,556 | 58,360 | 116,916 | |
| % Female Pupil | 49.39 | 50.35 | 49.72 | Gross enrolment ratio | | | 70.93 | 70.39 | 70.66 | |
| Pupil/Teacher Ratio | 33.30 | 24.15 | 29.42 | Completion Rate | | | 71.07 | 71.41 | 71.24 | |
| Pupil/Qualified Teacher Ratio | 34.19 | 24.74 | 30.17 | Net Enrolment Ratio | | | 59.36 | 58.25 | 58.80 | |
| Pupil Classroom Ratio | | 52.79 | | Survival rate | | | | | | |
| Pupil Good Classroom Ratio | | 34.30 | | | | | | | | |
| Teacher/Classroom Ratio | | 1.79 | | | | | | | | |
| ALL SCHOOLS | | | PUBLIC SCHOOL | | | PRIVATE SCHOOL | | | Total | |
| Enrolment in Primary | 246,401 | 243,677 | 490,078 | 161,552 | 157,637 | 319,189 | 84,849 | 86,040 | 170,889 | |
| Aged(6-11) | 206,196 | 201,646 | 407,842 | 123,061 | 116,651 | 239,712 | 83,135 | 84,995 | 168,130 | |
| Enrolment in (Pry) 1 | 42,666 | 41,761 | 84,427 | 26,923 | 26,298 | 53,221 | 15,743 | 15,463 | 31,206 | |
| Enrolment in (Pry) 6 | 41,614 | 41,673 | 83,287 | 28,390 | 27,903 | 56,293 | 13,224 | 13,770 | 26,994 | |
| Number of Teachers | 4,771 | 11,888 | 16,659 | 2,571 | 7,013 | 9,584 | 2,200 | 4,875 | 7,075 | |
| No. of Qualified Teachers | 4,471 | 11,772 | 16,243 | 2,401 | 6,935 | 9,336 | 2,070 | 4,837 | 6,907 | |
| % Qualified Teachers | 93.71 | 99.02 | 97.50 | 93.39 | 98.89 | 97.41 | 94.09 | 99.22 | 97.63 | |
| Total No. of class rooms | | 9284 | | | 9227 | | | 57 | | |
| Total No. of Good class rooms | | 14290 | | | 5599 | | | 8691 | | |
| JUNIOR SECONDARY SCHOOL | | | | | | | | | | |
| Indicator | Public | Private | Total | Demographic Data | | | Male | Female | Both | |
| Gender parity Index (GER) | | 1.04 | | Pop aged(12-14) | | | 138,420 | 133,458 | 271,878 | |
| Gender parity Index (NER) | | 1.04 | | Pop aged 12 | | | 56,645 | 56,439 | 113,084 | |
| Gender Gap (Gross) | | 3.53 | | Pop aged 14 | | | 39,885 | 37,652 | 77,537 | |
| % Female Pupil | 50.09 | 50.26 | 50.17 | Gross enrolment ratio | | | 79.79 | 83.32 | 81.52 | |
| Pupil/Teacher Ratio | 55.38 | 19.57 | 30.05 | Completion Rate | | | 90.07 | 95.03 | 92.48 | |
| Pupil/Qualified Teacher Ratio | 56.80 | 19.77 | 30.49 | Net Enrolment Ratio | | | 79.79 | 83.31 | 81.52 | |
| Pupil Classroom Ratio | | 41.50 | | Survival rate | | | | | | |
| Pupil Good Classroom Ratio | | 51.54 | | | | | | | | |
| Teacher/Classroom Ratio | | 1.38 | | | | | | | | |
| ALL SCHOOLS | | | PUBLIC SCHOOL | | | PRIVATE SCHOOL | | | Total | |
| Enrolment in JSS | 110,445 | 111,192 | 221,637 | 59,673 | 59,887 | 119,560 | 50,772 | 51,305 | 102,077 | |
| Aged(12-14) | 110,444 | 111,190 | 221,634 | 59,673 | 59,887 | 119,560 | 50,771 | 51,303 | 102,074 | |
| Enrolment in (JSS) 1 | 37,080 | 36,883 | 73,963 | 20,669 | 20,873 | 41,542 | 16,411 | 16,010 | 32,421 | |
| Enrolment in (JSS) 3 | 35,925 | 35,781 | 71,706 | 18,989 | 19,277 | 38,266 | 16,936 | 16,504 | 33,440 | |
| Number of Teachers | 3,255 | 4,121 | 7,376 | 802 | 1,357 | 2,159 | 2,453 | 2,764 | 5,217 | |
| No. of Qualified Teachers | 3,203 | 4,065 | 7,268 | 776 | 1,329 | 2,105 | 2,427 | 2,736 | 5,163 | |
| % Qualified Teachers | 98.40 | 98.64 | 98.54 | 96.76 | 97.94 | 97.50 | 98.94 | 98.99 | 98.96 | |
| Total No. of class rooms | | 5341 | | | 2003 | | | 3338 | | |
| Total No. of Good class rooms | | 4300 | | | 1060 | | | 3240 | | |
| SENIOR SECONDARY SCHOOL | | | | | | | | | | |
| Indicator | Public | Private | Total | Demographic Data | | | Male | Female | Both | |
| Gender parity Index (GER) | | 1.06 | | Pop aged(15-17) | | | 114,383 | 107,985 | 222,368 | |
| Gender parity Index (NER) | | 1.06 | | Pop aged 15 | | | 38,619 | 36,492 | 75,111 | |
| Gender Gap (Gross) | | 2.24 | | Pop aged 17 | | | 37,689 | 35,554 | 73,243 | |
| % Female Pupil | 50.57 | 49.93 | 50.11 | Gross enrolment ratio | | | 35.02 | 37.26 | 36.11 | |
| Pupil/Teacher Ratio | 21.57 | 9.10 | 10.90 | Completion Rate | | | 32.99 | 33.74 | 33.35 | |
| Pupil/Qualified Teacher Ratio | 21.57 | 9.39 | 11.19 | Net Enrolment Ratio | | | 35.02 | 37.26 | 36.11 | |
| Pupil Classroom Ratio | | 24 | | Survival rate | | | | | | |
| Pupil Good Classroom Ratio | | 46 | | | | | | | | |
| Teacher/Classroom Ratio | | 2 | | | | | | | | |
| ALL SCHOOLS | | | PUBLIC SCHOOL | | | PRIVATE SCHOOL | | | Total | |
| Enrolment in SSS | 40,060 | 40,238 | 80,298 | 11,344 | 11,606 | 22,950 | 28,716 | 28,632 | 57,348 | |
| Aged(15-17) | 40,060 | 40,238 | 80,298 | 11,344 | 11,606 | 22,950 | 28,716 | 28,632 | 57,348 | |
| Enrolment in (SSS) 1 | 14,017 | 14,194 | 28,211 | 4,223 | 4,486 | 8,709 | 9,794 | 9,708 | 19,502 | |
| Enrolment in (SSS) 3 | 12,432 | 11,996 | 24,428 | 3,168 | 3,133 | 6,301 | 9,264 | 8,863 | 18,127 | |
| Number of Teachers | 3,829 | 3,535 | 7,364 | 626 | 438 | 1,064 | 3,203 | 3,097 | 6,300 | |
| No. of Qualified Teachers | 3,739 | 3,435 | 7,174 | 626 | 438 | 1,064 | 3,113 | 2,997 | 6,110 | |
| % Qualified Teachers | 97.65 | 97.17 | 97.42 | 100.00 | 100.00 | 100.00 | 97.19 | 96.77 | 96.98 | |
| Total No. of class rooms | | 3352 | | | 873 | | | 2479 | | |
| Total No. of Good class rooms | | 1744 | | | 451 | | | 1293 | | |

Ekiti State Basic and Post-Basic Education Indicators

| PRE-PRIMARY SCHOOL | | | | | | | | | |
|-------------------------------|---------|---------|---------------|-----------------------|--------|----------------|---------|---------|---------|
| Indicator | Public | Private | Total | Demographic Data | | | Male | Female | Both |
| Gender parity Index (GER) | | 0.88 | | Pop aged(3-5) | | | 146,716 | 146,094 | 292,810 |
| Gender parity Index (NER) | | 0.86 | | Pop aged 3 | | | 50,801 | 50,529 | 101,330 |
| Gender Gap (Gross) | | -3.29 | | Pop aged 5 | | | 47,009 | 46,861 | 93,870 |
| % Female Pupil | 46.19 | 46.99 | 46.66 | Gross enrolment ratio | | | 27.1 | 23.8 | 25.4 |
| Pupil/Teacher Ratio | 21.25 | 5.16 | 7.51 | Completion Rate | | | 0.00 | 0.00 | 0.00 |
| Pupil/Qualified Teacher Ratio | 21.37 | 13.63 | 16.03 | Net Enrolment Ratio | | | 17.45 | 15.01 | 16.23 |
| Pupil Classroom Ratio | | 32.05 | | Survival rate | | | | | |
| Pupil Good Classroom Ratio | | 65.65 | | | | | | | |
| Teacher/Classroom Ratio | | 4.26 | | | | | | | |
| ALL SCHOOLS | | | PUBLIC SCHOOL | | | PRIVATE SCHOOL | | | |
| | Male | Female | Total | Male | Female | Total | Male | Female | Total |
| Enrolment in Pre-primary | 39,747 | 34,768 | 74,515 | 16,605 | 14,251 | 30,856 | 23,142 | 20,517 | 43,659 |
| Aged(3-5) | 25,600 | 21,922 | 47,522 | 12,093 | 10,067 | 22,160 | 13,507 | 11,855 | 25,362 |
| Enrolment in (Nur) 1 | 4,610 | 4,469 | 9,079 | 2,865 | 2,738 | 5,603 | 1,745 | 1,731 | 3,476 |
| Enrolment in (Nur) 3 | | | | | | | | | |
| Number of Teachers | 2,666 | 7,250 | 9,916 | 325 | 1,127 | 1,452 | 2,341 | 6,123 | 8,464 |
| No. of Qualified Teachers | 1,053 | 3,595 | 4,648 | 324 | 1,120 | 1,444 | 729 | 2,475 | 3,204 |
| % Qualified Teachers | 39.50 | 49.59 | 46.87 | 99.69 | 99.38 | 99.45 | 31.14 | 40.42 | 37.85 |
| Total No. of class rooms | | 2325 | | | 976 | | | 1349 | |
| Total No. of Good class rooms | | 1135 | | | 525 | | | 610 | |
| PRIMARY SCHOOL | | | | | | | | | |
| Indicator | Public | Private | Total | Demographic Data | | | Male | Female | Both |
| Gender parity Index (GER) | | 0.99 | | Pop aged(6-11) | | | 265,850 | 265,759 | 531,609 |
| Gender parity Index (NER) | | 0.98 | | Pop aged 6 | | | 45,069 | 44,976 | 90,045 |
| Gender Gap (Gross) | | -0.51 | | Pop aged 11 | | | 43,071 | 43,106 | 86,177 |
| % Female Pupil | 49.71 | 49.41 | 49.66 | Gross enrolment ratio | | | 38.93 | 38.42 | 38.68 |
| Pupil/Teacher Ratio | 27.30 | 97.35 | 30.87 | Completion Rate | | | 36.10 | 34.99 | 35.55 |
| Pupil/Qualified Teacher Ratio | 27.83 | 121.69 | 31.77 | Net Enrolment Ratio | | | 31.51 | 30.88 | 31.19 |
| Pupil Classroom Ratio | | 88.43 | | Survival rate | | | | | |
| Pupil Good Classroom Ratio | | 181.15 | | | | | | | |
| Teacher/Classroom Ratio | | 2.86 | | | | | | | |
| ALL SCHOOLS | | | PUBLIC SCHOOL | | | PRIVATE SCHOOL | | | |
| | Male | Female | Total | Male | Female | Total | Male | Female | Total |
| Enrolment in Primary | 103,498 | 102,108 | 205,606 | 86,753 | 85,753 | 172,506 | 16,745 | 16,355 | 33,100 |
| Aged(6-11) | 83,767 | 82,055 | 165,822 | 76,622 | 75,750 | 152,372 | 7,145 | 6,305 | 13,450 |
| Enrolment in (Pry) 1 | 19,235 | 19,801 | 39,036 | 14,963 | 15,582 | 30,545 | 4,272 | 4,219 | 8,491 |
| Enrolment in (Pry) 6 | 15,550 | 15,083 | 30,633 | 14,794 | 14,438 | 29,232 | 756 | 645 | 1,401 |
| Number of Teachers | 1,804 | 4,856 | 6,660 | 1,686 | 4,634 | 6,320 | 118 | 222 | 340 |
| No. of Qualified Teachers | 1,718 | 4,753 | 6,471 | 1,643 | 4,556 | 6,199 | 75 | 197 | 272 |
| % Qualified Teachers | 95.23 | 97.88 | 97.16 | 97.45 | 98.32 | 98.09 | 63.56 | 88.74 | 80.00 |
| Total No. of class rooms | | 2325 | | | 976 | | | 1349 | |
| Total No. of Good class rooms | | 1135 | | | 525 | | | 610 | |
| JUNIOR SECONDARY SCHOOL | | | | | | | | | |
| Indicator | Public | Private | Total | Demographic Data | | | Male | Female | Both |
| Gender parity Index (GER) | | 1.01 | | Pop aged(12-14) | | | 97,621 | 95,112 | 192,733 |
| Gender parity Index (NER) | | 1.03 | | Pop aged 12 | | | 41,482 | 41,522 | 83,004 |
| Gender Gap (Gross) | | 0.17 | | Pop aged 14 | | | 27,205 | 26,010 | 53,215 |
| % Female Pupil | 49.66 | 48.78 | 49.51 | Gross enrolment ratio | | | 25.90 | 26.07 | 25.98 |
| Pupil/Teacher Ratio | 4.02 | 2.90 | 3.78 | Completion Rate | | | 28.41 | 29.80 | 29.09 |
| Pupil/Qualified Teacher Ratio | 4.09 | 7.79 | 4.44 | Net Enrolment Ratio | | | 15.84 | 16.35 | 16.09 |
| Pupil Classroom Ratio | | 31.08 | | Survival rate | | | | | |
| Pupil Good Classroom Ratio | | 117.82 | | | | | | | |
| Teacher/Classroom Ratio | | 8.23 | | | | | | | |
| ALL SCHOOLS | | | PUBLIC SCHOOL | | | PRIVATE SCHOOL | | | |
| | Male | Female | Total | Male | Female | Total | Male | Female | Total |
| Enrolment in JSS | 25,281 | 24,794 | 50,075 | 21,008 | 20,725 | 41,733 | 4,273 | 4,069 | 8,342 |
| Aged(12-14) | 15,462 | 15,552 | 31,014 | 12,014 | 12,670 | 24,684 | 3,448 | 2,882 | 6,330 |
| Enrolment in (JSS) 1 | 8,806 | 8,621 | 17,427 | 7,158 | 7,112 | 14,270 | 1,648 | 1,509 | 3,157 |
| Enrolment in (JSS) 3 | 7,730 | 7,750 | 15,480 | 6,509 | 6,572 | 13,081 | 1,221 | 1,178 | 2,399 |
| Number of Teachers | 5,142 | 8,112 | 13,254 | 3,926 | 6,450 | 10,376 | 1,216 | 1,662 | 2,878 |
| No. of Qualified Teachers | 4,234 | 7,052 | 11,286 | 3,846 | 6,369 | 10,215 | 388 | 683 | 1,071 |
| % Qualified Teachers | 82.34 | 86.93 | 85.15 | 97.96 | 98.74 | 98.45 | 31.91 | 41.10 | 37.21 |
| Total No. of class rooms | | 1611 | | | 1582 | | | 29 | |
| Total No. of Good class rooms | | 425 | | | 409 | | | 16 | |
| SENIOR SECONDARY SCHOOL | | | | | | | | | |
| Indicator | Public | Private | Total | Demographic Data | | | Male | Female | Both |
| Gender parity Index (GER) | | 1.15 | | Pop aged(15-17) | | | 77,371 | 73,882 | 151,253 |
| Gender parity Index (NER) | | 1.12 | | Pop aged 15 | | | 26,202 | 25,056 | 51,258 |
| Gender Gap (Gross) | | 4.6 | | Pop aged 17 | | | 25423 | 24246 | 49,669 |
| % Female Pupil | | | | Gross enrolment ratio | | | 31.0 | 35.7 | 33.3 |
| Pupil/Teacher Ratio | 4.51 | 3.08 | 4.22 | Completion Rate | | | 26.7 | 32.3 | 29.4 |
| Pupil/Qualified Teacher Ratio | 38.90 | 6.59 | 22.33 | Net Enrolment Ratio | | | 23.0 | 25.7 | 24.3 |
| Pupil Classroom Ratio | | 33 | | Survival rate | | | | | |
| Pupil Good Classroom Ratio | | 172 | | | | | | | |
| Teacher/Classroom Ratio | | 8 | | | | | | | |
| ALL SCHOOLS | | | PUBLIC SCHOOL | | | PRIVATE SCHOOL | | | |
| | Male | Female | Total | Male | Female | Total | Male | Female | Total |
| Enrolment in Pre-primary | 24,012 | 26,361 | 50,373 | 21,135 | 21,615 | 42,750 | 2,877 | 4,746 | 7,623 |
| Aged(15-17) | 17,796 | 18,989 | 36,785 | 16,115 | 15,858 | 31,973 | 1,681 | 3,131 | 4,812 |
| Enrolment in (SSS) 1 | 10,666 | 11,999 | 22,665 | 9,078 | 9,615 | 18,693 | 1,588 | 2,384 | 3,972 |
| Enrolment in (SSS) 3 | 6,787 | 7,824 | 14,611 | 6,160 | 6,259 | 12,419 | 627 | 1,565 | 2,192 |
| Number of Teachers | 4,804 | 7,145 | 11,949 | 3,526 | 5,945 | 9,471 | 1,278 | 1,200 | 2,478 |
| No. of Qualified Teachers | 1,059 | 1,197 | 2,256 | 605 | 494 | 1,099 | 454 | 703 | 1,157 |
| % Qualified Teachers | 22.04 | 16.75 | 18.88 | 17.16 | 8.31 | 11.60 | 35.52 | 58.58 | 46.69 |
| Total No. of class rooms | | 1547 | | | 1525 | | | 22 | |
| Total No. of Good class rooms | | 293 | | | 292 | | | 1 | |

| Enugu State Basic and Post-Basic Education Indicators | | | | | | | | | | |
|---|---------|---------|---------------|-----------------------|--------|----------------|---------|---------|---------|--|
| PRE-PRIMARY SCHOOL | | | | | | | | | | |
| Indicator | Public | Private | Total | Demographic Data | | | Male | Female | Both | |
| Gender parity Index (GER) | | 0.90 | | Pop aged(3-5) | | | 190,674 | 205,132 | 395,806 | |
| Gender parity Index (NER) | | 0.90 | | Pop aged 3 | | | 63,450 | 68,135 | 131,585 | |
| Gender Gap (Gross) | | -6.15 | | Pop aged 5 | | | 63,602 | 68,551 | 132,153 | |
| % Female Pupil | 49.90 | 49.01 | 49.27 | Gross enrolment ratio | | | 63.2 | 57.1 | 60.0 | |
| Pupil/Teacher Ratio | 150.10 | 14.32 | 19.53 | Completion Rate | | | 45.36 | 42.24 | 43.74 | |
| Pupil/Qualified Teacher Ratio | 164.16 | 23.64 | 31.62 | Net Enrolment Ratio | | | 46.69 | 41.94 | 44.23 | |
| Pupil Classroom Ratio | | 20.31 | | Survival rate | | | | | | |
| Pupil Good Classroom Ratio | | 21.30 | | | | | | | | |
| Teacher/Classroom Ratio | | 1.04 | | | | | | | | |
| ALL SCHOOLS | | | PUBLIC SCHOOL | | | PRIVATE SCHOOL | | | | |
| | Male | Female | Total | Male | Female | Total | Male | Female | Total | |
| Enrolment in Pre-primary | 120,561 | 117,093 | 237,654 | 35,121 | 34,974 | 70,095 | 85,440 | 82,119 | 167,559 | |
| Aged(3-5) | 89,018 | 86,041 | 175,059 | 30,501 | 30,159 | 60,660 | 58,517 | 55,882 | 114,399 | |
| Enrolment in (Nur) 1 | 29,520 | 28,641 | 58,161 | 11,936 | 11,710 | 23,646 | 17,584 | 16,931 | 34,515 | |
| Enrolment in (Nur) 3 | 28,847 | 28,953 | 57,800 | 11,070 | 11,279 | 22,349 | 17,777 | 17,674 | 35,451 | |
| Number of Teachers | 1,604 | 10,565 | 12,169 | 20 | 447 | 467 | 1,584 | 10,118 | 11,702 | |
| No. of Qualified Teachers | 1,037 | 6,479 | 7,516 | 16 | 411 | 427 | 1,021 | 6,068 | 7,089 | |
| % Qualified Teachers | 64.65 | 61.33 | 61.76 | 80.00 | 91.95 | 91.43 | 64.46 | 59.97 | 60.58 | |
| Total No. of class rooms | | 11704 | | | 1128 | | | 10576 | | |
| Total No. of Good class rooms | | 11160 | | | 1104 | | | 10056 | | |
| PRIMARY SCHOOL | | | | | | | | | | |
| Indicator | Public | Private | Total | Demographic Data | | | Male | Female | Both | |
| Gender parity Index (GER) | | 0.90 | | Pop aged(6-11) | | | 335,011 | 363,100 | 698,111 | |
| Gender parity Index (NER) | | 0.91 | | Pop aged 6 | | | 63,330 | 68,371 | 131,701 | |
| Gender Gap (Gross) | | -6.75 | | Pop aged 11 | | | 48,420 | 52,686 | 101,106 | |
| % Female Pupil | 49.40 | 49.53 | 49.48 | Gross enrolment ratio | | | 70.12 | 63.38 | 66.61 | |
| Pupil/Teacher Ratio | 24.10 | 38.91 | 31.46 | Completion Rate | | | 80.85 | 73.52 | 77.03 | |
| Pupil/Qualified Teacher Ratio | 26.82 | 47.76 | 36.72 | Net Enrolment Ratio | | | 66.86 | 60.54 | 63.57 | |
| Pupil Classroom Ratio | | 69.56 | | Survival rate | | | | | | |
| Pupil Good Classroom Ratio | | 75.14 | | | | | | | | |
| Teacher/Classroom Ratio | | 2.21 | | | | | | | | |
| ALL SCHOOLS | | | PUBLIC SCHOOL | | | PRIVATE SCHOOL | | | | |
| | Male | Female | Total | Male | Female | Total | Male | Female | Total | |
| Enrolment in Primary | 234,920 | 230,117 | 465,037 | 90,683 | 88,548 | 179,231 | 144,237 | 141,569 | 285,806 | |
| Aged(6-11) | 223,987 | 219,805 | 443,792 | 83,499 | 82,050 | 165,549 | 140,488 | 137,755 | 278,243 | |
| Enrolment in (Pry) 1 | 39,625 | 38,506 | 78,131 | 15,397 | 15,249 | 30,646 | 24,228 | 23,257 | 47,485 | |
| Enrolment in (Pry) 6 | 39,147 | 38,734 | 77,881 | 15,464 | 15,005 | 30,469 | 23,683 | 23,729 | 47,412 | |
| Number of Teachers | 5,014 | 9,769 | 14,783 | 2,374 | 5,063 | 7,437 | 2,640 | 4,706 | 7,346 | |
| No. of Qualified Teachers | 3,959 | 8,707 | 12,666 | 1,948 | 4,734 | 6,682 | 2,011 | 3,973 | 5,984 | |
| % Qualified Teachers | 78.96 | 89.13 | 85.68 | 82.06 | 93.50 | 89.85 | 76.17 | 84.42 | 81.46 | |
| Total No. of class rooms | | 6685 | | | 2762 | | | 3923 | | |
| Total No. of Good class rooms | | 6189 | | | 2689 | | | 3500 | | |
| JUNIOR SECONDARY SCHOOL | | | | | | | | | | |
| Indicator | Public | Private | Total | Demographic Data | | | Male | Female | Both | |
| Gender parity Index (GER) | | 1.16 | | Pop aged(12-14) | | | 118,424 | 120,996 | 239,420 | |
| Gender parity Index (NER) | | 1.14 | | Pop aged 12 | | | 46,660 | 50,838 | 97,498 | |
| Gender Gap (Gross) | | 12.36 | | Pop aged 14 | | | 34,880 | 34,135 | 69,015 | |
| % Female Pupil | 54.29 | 54.10 | 54.20 | Gross enrolment ratio | | | 78.19 | 90.56 | 84.44 | |
| Pupil/Teacher Ratio | 15.37 | 13.86 | 14.59 | Completion Rate | | | 93.45 | 114.90 | 104.06 | |
| Pupil/Qualified Teacher Ratio | 17.15 | 15.27 | 16.18 | Net Enrolment Ratio | | | 69.68 | 79.30 | 74.54 | |
| Pupil Classroom Ratio | | 41.97 | | Survival rate | | | | | | |
| Pupil Good Classroom Ratio | | 42.65 | | | | | | | | |
| Teacher/Classroom Ratio | | 2.88 | | | | | | | | |
| ALL SCHOOLS | | | PUBLIC SCHOOL | | | PRIVATE SCHOOL | | | | |
| | Male | Female | Total | Male | Female | Total | Male | Female | Total | |
| Enrolment in JSS | 92,597 | 109,568 | 202,165 | 47,501 | 56,406 | 103,907 | 45,096 | 53,162 | 98,258 | |
| Aged(12-14) | 82,519 | 95,953 | 178,472 | 40,590 | 46,822 | 87,412 | 41,929 | 49,131 | 91,060 | |
| Enrolment in (JSS) 1 | 27,399 | 31,797 | 59,196 | 12,259 | 14,434 | 26,693 | 15,140 | 17,363 | 32,503 | |
| Enrolment in (JSS) 3 | 32,597 | 39,221 | 71,818 | 17,902 | 21,229 | 39,131 | 14,695 | 17,992 | 32,687 | |
| Number of Teachers | 4,205 | 9,647 | 13,852 | 1,761 | 5,001 | 6,762 | 2,444 | 4,646 | 7,090 | |
| No. of Qualified Teachers | 3,525 | 8,968 | 12,493 | 1,343 | 4,717 | 6,060 | 2,182 | 4,251 | 6,433 | |
| % Qualified Teachers | 83.83 | 92.96 | 90.19 | 76.26 | 94.32 | 89.62 | 89.28 | 91.50 | 90.73 | |
| Total No. of class rooms | | 4817 | | | 2856 | | | 1961 | | |
| Total No. of Good class rooms | | 4740 | | | 2790 | | | 1950 | | |
| SENIOR SECONDARY SCHOOL | | | | | | | | | | |
| Indicator | Public | Private | Total | Demographic Data | | | Male | Female | Both | |
| Gender parity Index (GER) | | 1.22 | | Pop aged(15-17) | | | 99,493 | 97,119 | 196,612 | |
| Gender parity Index (NER) | | 1.20 | | Pop aged 15 | | | 33,651 | 32,921 | 66,572 | |
| Gender Gap (Gross) | | 18.31 | | Pop aged 17 | | | 32,730 | 31,883 | 64,613 | |
| % Female Pupil | 54.80 | 53.86 | 54.33 | Gross enrolment ratio | | | 83.74 | 102.05 | 92.79 | |
| Pupil/Teacher Ratio | 12.29 | 12.39 | 12.34 | Completion Rate | | | 88.63 | 107.57 | 97.98 | |
| Pupil/Qualified Teacher Ratio | 13.68 | 15.21 | 14.40 | Net Enrolment Ratio | | | 74.78 | 90.02 | 82.31 | |
| Pupil Classroom Ratio | | 27 | | Survival rate | | | | | | |
| Pupil Good Classroom Ratio | | 29 | | | | | | | | |
| Teacher/Classroom Ratio | | 2 | | | | | | | | |
| ALL SCHOOLS | | | PUBLIC SCHOOL | | | PRIVATE SCHOOL | | | | |
| | Male | Female | Total | Male | Female | Total | Male | Female | Total | |
| Enrolment in SSS | 83,316 | 99,113 | 182,429 | 41,331 | 50,106 | 91,437 | 41,985 | 49,007 | 90,992 | |
| Aged(15-17) | 74,404 | 87,425 | 161,829 | 35,166 | 42,028 | 77,194 | 39,238 | 45,397 | 84,635 | |
| Enrolment in (SSS) 1 | 24,486 | 29,349 | 53,835 | 10,530 | 12,901 | 23,431 | 13,956 | 16,448 | 30,404 | |
| Enrolment in (SSS) 3 | 29,009 | 34,298 | 63,307 | 15,151 | 18,098 | 33,249 | 13,858 | 16,200 | 30,058 | |
| Number of Teachers | 5,014 | 9,769 | 14,783 | 2,374 | 5,063 | 7,437 | 2,640 | 4,706 | 7,346 | |
| No. of Qualified Teachers | 3,959 | 8,707 | 12,666 | 1,948 | 4,734 | 6,682 | 2,011 | 3,973 | 5,984 | |
| % Qualified Teachers | 78.96 | 89.13 | 85.68 | 82.06 | 93.50 | 89.85 | 76.17 | 84.42 | 81.46 | |
| Total No. of class rooms | | 6685 | | | 2762 | | | 3923 | | |
| Total No. of Good class rooms | | 6189 | | | 2689 | | | 3500 | | |

FCT State Basic and Post-Basic Education Indicators

| PRE-PRIMARY SCHOOL | | | | | | | | | |
|-------------------------------|---------|---------|---------------|-----------------------|---------|----------------|---------|---------|---------|
| Indicator | Public | Private | Total | Demographic Data | | | Male | Female | Both |
| Gender parity Index (GER) | | 1.03 | | Pop aged(3-5) | | | 115,650 | 109,667 | 225,317 |
| Gender parity Index (NER) | | 1.04 | | Pop aged 3 | | | 39,719 | 37,588 | 77,307 |
| Gender Gap (Gross) | | 1.00 | | Pop aged 5 | | | 37,400 | 35,540 | 72,940 |
| % Female Pupil | 49.09 | 49.81 | 49.47 | Gross enrolment ratio | | | 30.8 | 31.8 | 31.3 |
| Pupil/Teacher Ratio | 26.81 | 16.20 | 19.93 | Completion Rate | | | 12.00 | 12.76 | 12.37 |
| Pupil/Qualified Teacher Ratio | 28.77 | 25.36 | 26.87 | Net Enrolment Ratio | | | 24.66 | 25.58 | 25.11 |
| Pupil Classroom Ratio | | 25.70 | | Survival rate | | | | | |
| Pupil Good Classroom Ratio | | 28.38 | | | | | | | |
| Teacher/Classroom Ratio | | 1.29 | | | | | | | |
| ALL SCHOOLS | | | PUBLIC SCHOOL | | | PRIVATE SCHOOL | | | |
| | Male | Female | Total | Male | Female | Total | Male | Female | Total |
| Enrolment in Pre-primary | 35,651 | 34,901 | 70,552 | 16,994 | 16,384 | 33,378 | 18,657 | 18,517 | 37,174 |
| Aged(3-5) | 28,521 | 28,048 | 56,569 | 14,114 | 13,651 | 27,765 | 14,407 | 14,397 | 28,804 |
| Enrolment in (Nur) 1 | 14,570 | 13,896 | 28,466 | 7,668 | 7,131 | 14,799 | 6,902 | 6,765 | 13,667 |
| Enrolment in (Nur) 3 | 4,489 | 4,536 | 9,025 | 2,952 | 2,904 | 5,856 | 1,537 | 1,632 | 3,169 |
| Number of Teachers | 483 | 3,057 | 3,540 | 157 | 1,088 | 1,245 | 326 | 1,969 | 2,295 |
| No. of Qualified Teachers | 345 | 2,281 | 2,626 | 148 | 1,012 | 1,160 | 197 | 1,269 | 1,466 |
| % Qualified Teachers | 71.43 | 74.62 | 74.18 | 94.27 | 93.01 | 93.17 | 60.43 | 64.45 | 63.88 |
| Total No. of class rooms | | 2745 | | | 1031 | | | 1714 | |
| Total No. of Good class rooms | | 2486 | | | 785 | | | 1701 | |
| PRIMARY SCHOOL | | | | | | | | | |
| Indicator | Public | Private | Total | Demographic Data | | | Male | Female | Both |
| Gender parity Index (GER) | | 1.03 | | Pop aged(6-11) | | | 197,547 | 189,592 | 387,139 |
| Gender parity Index (NER) | | 1.03 | | Pop aged 6 | | | 36,260 | 34,546 | 70,806 |
| Gender Gap (Gross) | | 2.48 | | Pop aged 11 | | | 29,771 | 28,825 | 58,596 |
| % Female Pupil | 49.61 | 50.14 | 49.74 | Gross enrolment ratio | | | 79.71 | 82.19 | 80.92 |
| Pupil/Teacher Ratio | 21.09 | 23.57 | 21.65 | Completion Rate | | | 67.92 | 69.17 | 68.54 |
| Pupil/Qualified Teacher Ratio | 21.97 | 30.38 | 23.56 | Net Enrolment Ratio | | | 72.18 | 74.41 | 73.27 |
| Pupil Classroom Ratio | | 39.13 | | Survival rate | | | | | |
| Pupil Good Classroom Ratio | | 49.96 | | | | | | | |
| Teacher/Classroom Ratio | | 1.81 | | | | | | | |
| ALL SCHOOLS | | | PUBLIC SCHOOL | | | PRIVATE SCHOOL | | | |
| | Male | Female | Total | Male | Female | Total | Male | Female | Total |
| Enrolment in Primary | 157,459 | 155,829 | 313,288 | 119,320 | 117,480 | 236,800 | 38,139 | 38,349 | 76,488 |
| Aged(6-11) | 142,590 | 141,067 | 283,657 | 109,688 | 108,207 | 217,895 | 32,902 | 32,860 | 65,762 |
| Enrolment in (Pry) 1 | 27,271 | 26,059 | 53,330 | 18,895 | 17,811 | 36,706 | 8,376 | 8,248 | 16,624 |
| Enrolment in (Pry) 6 | 20,220 | 19,939 | 40,159 | 18,517 | 18,264 | 36,781 | 1,703 | 1,675 | 3,378 |
| Number of Teachers | 6,636 | 7,835 | 14,471 | 5,470 | 5,756 | 11,226 | 1,166 | 2,079 | 3,245 |
| No. of Qualified Teachers | 6,097 | 7,201 | 13,298 | 5,253 | 5,527 | 10,780 | 844 | 1,674 | 2,518 |
| % Qualified Teachers | 91.88 | 91.91 | 91.89 | 96.03 | 96.02 | 96.03 | 72.38 | 80.52 | 77.60 |
| Total No. of class rooms | | 8006 | | | 5390 | | | 2616 | |
| Total No. of Good class rooms | | 6271 | | | 3689 | | | 2582 | |
| JUNIOR SECONDARY SCHOOL | | | | | | | | | |
| Indicator | Public | Private | Total | Demographic Data | | | Male | Female | Both |
| Gender parity Index (GER) | | 1.05 | | Pop aged(12-14) | | | 81,396 | 82,458 | 163,854 |
| Gender parity Index (NER) | | 1.06 | | Pop aged 12 | | | 28,664 | 27,868 | 56,532 |
| Gender Gap (Gross) | | 4.99 | | Pop aged 14 | | | 26,503 | 27,372 | 53,875 |
| % Female Pupil | 51.34 | 52.95 | 51.56 | Gross enrolment ratio | | | 98.64 | 103.62 | 101.14 |
| Pupil/Teacher Ratio | 25.70 | 12.29 | 22.45 | Completion Rate | | | 98.54 | 100.35 | 99.46 |
| Pupil/Qualified Teacher Ratio | 26.23 | 15.57 | 24.05 | Net Enrolment Ratio | | | 61.38 | 64.94 | 63.17 |
| Pupil Classroom Ratio | | 45.67 | | Survival rate | | | | | |
| Pupil Good Classroom Ratio | | 54.25 | | | | | | | |
| Teacher/Classroom Ratio | | 2.03 | | | | | | | |
| ALL SCHOOLS | | | PUBLIC SCHOOL | | | PRIVATE SCHOOL | | | |
| | Male | Female | Total | Male | Female | Total | Male | Female | Total |
| Enrolment in JSS | 80,285 | 85,444 | 165,729 | 69,966 | 73,829 | 143,795 | 10,319 | 11,615 | 21,934 |
| Aged(12-14) | 49,962 | 53,552 | 103,514 | 46,654 | 49,852 | 96,506 | 3,308 | 3,700 | 7,008 |
| Enrolment in (JSS) 1 | 27,179 | 29,278 | 56,457 | 23,309 | 25,020 | 48,329 | 3,870 | 4,258 | 8,128 |
| Enrolment in (JSS) 3 | 26,115 | 27,469 | 53,584 | 23,059 | 24,008 | 47,067 | 3,056 | 3,461 | 6,517 |
| Number of Teachers | 3,340 | 4,041 | 7,381 | 2,372 | 3,224 | 5,596 | 968 | 817 | 1,785 |
| No. of Qualified Teachers | 3,024 | 3,868 | 6,892 | 2,307 | 3,176 | 5,483 | 717 | 692 | 1,409 |
| % Qualified Teachers | 90.54 | 95.72 | 93.37 | 97.26 | 98.51 | 97.98 | 74.07 | 84.70 | 78.94 |
| Total No. of class rooms | | 3629 | | | 2822 | | | 807 | |
| Total No. of Good class rooms | | 3055 | | | 2251 | | | 804 | |
| SENIOR SECONDARY SCHOOL | | | | | | | | | |
| Indicator | Public | Private | Total | Demographic Data | | | Male | Female | Both |
| Gender parity Index (GER) | | 1.11 | | Pop aged(15-17) | | | 76,564 | 79,324 | 155,888 |
| Gender parity Index (NER) | | 1.08 | | Pop aged 15 | | | 26,132 | 27,029 | 53,161 |
| Gender Gap (Gross) | | 6.13 | | Pop aged 17 | | | 24,870 | 25,815 | 50,685 |
| % Female Pupil | 52.95 | 55.85 | 53.46 | Gross enrolment ratio | | | 56.33 | 62.45 | 59.44 |
| Pupil/Teacher Ratio | 18.82 | 16.19 | 18.29 | Completion Rate | | | 36.84 | 46.72 | 41.87 |
| Pupil/Qualified Teacher Ratio | 20.86 | 22.06 | 21.06 | Net Enrolment Ratio | | | 37.45 | 40.48 | 38.99 |
| Pupil Classroom Ratio | | 55 | | Survival rate | | | | | |
| Pupil Good Classroom Ratio | | 71 | | | | | | | |
| Teacher/Classroom Ratio | | 3 | | | | | | | |
| ALL SCHOOLS | | | PUBLIC SCHOOL | | | PRIVATE SCHOOL | | | |
| | Male | Female | Total | Male | Female | Total | Male | Female | Total |
| Enrolment in SSS | 43,126 | 49,541 | 92,667 | 35,862 | 40,351 | 76,213 | 7,264 | 9,190 | 16,454 |
| Aged(15-17) | 28,671 | 32,112 | 60,783 | 24,393 | 26,789 | 51,182 | 4,278 | 5,323 | 9,601 |
| Enrolment in (SSS) 1 | 17,754 | 19,754 | 37,508 | 15,129 | 16,883 | 32,012 | 2,625 | 2,871 | 5,496 |
| Enrolment in (SSS) 3 | 9,162 | 12,062 | 21,224 | 6,900 | 8,581 | 15,481 | 2,262 | 3,481 | 5,743 |
| Number of Teachers | 2,406 | 2,660 | 5,066 | 1,783 | 2,267 | 4,050 | 623 | 393 | 1,016 |
| No. of Qualified Teachers | 2,022 | 2,378 | 4,400 | 1,582 | 2,072 | 3,654 | 440 | 306 | 746 |
| % Qualified Teachers | 84.04 | 89.40 | 86.85 | 88.73 | 91.40 | 90.22 | 70.63 | 77.86 | 73.43 |
| Total No. of class rooms | | 1681 | | | 1277 | | | 404 | |
| Total No. of Good class rooms | | 1314 | | | 913 | | | 401 | |

Gombe State Basic and Post-Basic Education Indicators

| PRE-PRIMARY SCHOOL | | | | | | | | | |
|-------------------------------|---------|---------|---------------|-----------------------|---------|----------------|---------|---------|---------|
| Indicator | Public | Private | Total | Demographic Data | | | Male | Female | Both |
| Gender parity Index (GER) | | 1.03 | | Pop aged(3-5) | | | 194,126 | 180,344 | 374,470 |
| Gender parity Index (NER) | | 1.05 | | Pop aged 3 | | | 66,208 | 61,408 | 127,616 |
| Gender Gap (Gross) | | 0.33 | | Pop aged 5 | | | 63,249 | 58,859 | 122,108 |
| % Female Pupil | 50.40 | 48.69 | 48.92 | Gross enrolment ratio | | | 10.8 | 11.1 | 10.9 |
| Pupil/Teacher Ratio | 10.97 | 18.80 | 17.18 | Completion Rate | | | 3.97 | 3.84 | 3.91 |
| Pupil/Qualified Teacher Ratio | 15.72 | 39.49 | 32.92 | Net Enrolment Ratio | | | 8.98 | 9.40 | 9.18 |
| Pupil Classroom Ratio | | 232.88 | | Survival rate | | | | | |
| Pupil Good Classroom Ratio | | 379.50 | | | | | | | |
| Teacher/Classroom Ratio | | 13.55 | | | | | | | |
| ALL SCHOOLS | | | PUBLIC SCHOOL | | | PRIVATE SCHOOL | | | |
| Male | Female | Total | Male | Female | Total | Male | Female | Total | |
| Enrolment in Pre-primary | 20,936 | 20,050 | 40,986 | 2,683 | 2,726 | 5,409 | 18,253 | 17,324 | 35,577 |
| Aged(3-5) | 17,436 | 16,946 | 34,382 | 1,250 | 1,606 | 2,856 | 16,186 | 15,340 | 31,526 |
| Enrolment in (Nur) 1 | 8,541 | 8,182 | 16,723 | 1,093 | 1,117 | 2,210 | 7,448 | 7,065 | 14,513 |
| Enrolment in (Nur) 3 | 2,512 | 2,262 | 4,774 | 360 | 358 | 718 | 2,152 | 1,904 | 4,056 |
| Number of Teachers | 535 | 1,850 | 2,385 | 109 | 384 | 493 | 426 | 1,466 | 1,892 |
| No. of Qualified Teachers | 276 | 969 | 1,245 | 61 | 283 | 344 | 215 | 686 | 901 |
| % Qualified Teachers | 51.59 | 52.38 | 52.20 | 55.96 | 73.70 | 69.78 | 50.47 | 46.79 | 47.62 |
| Total No. of class rooms | | 176 | | | 176 | | | 0 | |
| Total No. of Good class rooms | | 108 | | | 108 | | | 0 | |
| PRIMARY SCHOOL | | | | | | | | | |
| Indicator | Public | Private | Total | Demographic Data | | | Male | Female | Both |
| Gender parity Index (GER) | | 0.92 | | Pop aged(6-11) | | | 343,786 | 320,951 | 664,737 |
| Gender parity Index (NER) | | 0.92 | | Pop aged 6 | | | 61,918 | 57,684 | 119,602 |
| Gender Gap (Gross) | | -7.33 | | Pop aged 11 | | | 53,029 | 49,593 | 102,622 |
| % Female Pupil | 45.81 | 48.33 | 46.15 | Gross enrolment ratio | | | 89.35 | 82.01 | 85.80 |
| Pupil/Teacher Ratio | 14.90 | 30.49 | 15.99 | Completion Rate | | | 69.00 | 62.59 | 65.90 |
| Pupil/Qualified Teacher Ratio | 23.03 | 50.25 | 24.81 | Net Enrolment Ratio | | | 78.96 | 72.71 | 75.94 |
| Pupil Classroom Ratio | | 45.05 | | Survival rate | | | | | |
| Pupil Good Classroom Ratio | | 96.49 | | | | | | | |
| Teacher/Classroom Ratio | | 2.82 | | | | | | | |
| ALL SCHOOLS | | | PUBLIC SCHOOL | | | PRIVATE SCHOOL | | | |
| Male | Female | Total | Male | Female | Total | Male | Female | Total | |
| Enrolment in Primary | 307,156 | 263,213 | 570,369 | 268,023 | 226,612 | 494,635 | 39,133 | 36,601 | 75,734 |
| Aged(6-11) | 271,451 | 233,362 | 504,812 | 234,625 | 198,954 | 433,579 | 36,826 | 34,408 | 71,233 |
| Enrolment in (Pry) 1 | 65,371 | 55,667 | 121,038 | 56,458 | 47,135 | 103,593 | 8,913 | 8,532 | 17,445 |
| Enrolment in (Pry) 6 | 36,590 | 31,039 | 67,629 | 33,536 | 28,251 | 61,787 | 3,054 | 2,788 | 5,842 |
| Number of Teachers | 21,954 | 13,727 | 35,681 | 20,894 | 12,303 | 33,197 | 1,060 | 1,424 | 2,484 |
| No. of Qualified Teachers | 12,945 | 10,042 | 22,987 | 12,503 | 8,977 | 21,480 | 442 | 1,065 | 1,507 |
| % Qualified Teachers | 58.96 | 73.16 | 64.42 | 59.84 | 72.97 | 64.70 | 41.70 | 74.79 | 60.67 |
| Total No. of class rooms | | 12662 | | | 12662 | | | 0 | |
| Total No. of Good class rooms | | 5911 | | | 5911 | | | 0 | |
| JUNIOR SECONDARY SCHOOL | | | | | | | | | |
| Indicator | Public | Private | Total | Demographic Data | | | Male | Female | Both |
| Gender parity Index (GER) | | 0.86 | | Pop aged(12-14) | | | 139,495 | 130,514 | 270,009 |
| Gender parity Index (NER) | | 0.88 | | Pop aged 12 | | | 51,267 | 47,981 | 99,248 |
| Gender Gap (Gross) | | -9.79 | | Pop aged 14 | | | 43,242 | 40,489 | 83,731 |
| % Female Pupil | 43.86 | 48.96 | 44.48 | Gross enrolment ratio | | | 68.07 | 58.29 | 63.34 |
| Pupil/Teacher Ratio | 21.84 | 12.35 | 19.98 | Completion Rate | | | 68.11 | 57.05 | 62.77 |
| Pupil/Qualified Teacher Ratio | 37.75 | 17.61 | 33.16 | Net Enrolment Ratio | | | 36.60 | 32.10 | 34.42 |
| Pupil Classroom Ratio | | 59.10 | | Survival rate | | | | | |
| Pupil Good Classroom Ratio | | 115.02 | | | | | | | |
| Teacher/Classroom Ratio | | 2.96 | | | | | | | |
| ALL SCHOOLS | | | PUBLIC SCHOOL | | | PRIVATE SCHOOL | | | |
| Male | Female | Total | Male | Female | Total | Male | Female | Total | |
| Enrolment in JSS | 94,957 | 76,072 | 171,029 | 84,398 | 65,945 | 150,343 | 10,559 | 10,127 | 20,686 |
| Aged(12-14) | 51,052 | 41,897 | 92,949 | 43,038 | 34,344 | 77,382 | 8,014 | 7,553 | 15,567 |
| Enrolment in (JSS) 1 | 33,225 | 27,047 | 60,272 | 29,165 | 23,084 | 52,249 | 4,060 | 3,963 | 8,023 |
| Enrolment in (JSS) 3 | 29,454 | 23,100 | 52,554 | 26,458 | 20,264 | 46,722 | 2,996 | 2,836 | 5,832 |
| Number of Teachers | 5,758 | 2,801 | 8,559 | 4,631 | 2,253 | 6,884 | 1,127 | 548 | 1,675 |
| No. of Qualified Teachers | 3,418 | 1,740 | 5,158 | 2,632 | 1,351 | 3,983 | 786 | 389 | 1,175 |
| % Qualified Teachers | 59.36 | 62.12 | 60.26 | 56.83 | 59.96 | 57.86 | 69.74 | 70.99 | 70.15 |
| Total No. of class rooms | | 2894 | | | 2894 | | | 0 | |
| Total No. of Good class rooms | | 1487 | | | 1487 | | | 0 | |
| SENIOR SECONDARY SCHOOL | | | | | | | | | |
| Indicator | Public | Private | Total | Demographic Data | | | Male | Female | Both |
| Gender parity Index (GER) | | 0.85 | | Pop aged(15-17) | | | 124,844 | 116,616 | 241,460 |
| Gender parity Index (NER) | | 0.90 | | Pop aged 15 | | | 42,052 | 39,349 | 81,401 |
| Gender Gap (Gross) | | -4.9 | | Pop aged 17 | | | 41221 | 38447 | 79,668 |
| % Female Pupil | | | | Gross enrolment ratio | | | 34.0 | 29.1 | 31.6 |
| Pupil/Teacher Ratio | 11.68 | 20.36 | 13.06 | Completion Rate | | | 30.3 | 25.1 | 27.8 |
| Pupil/Qualified Teacher Ratio | 14.34 | 41.39 | 17.10 | Net Enrolment Ratio | | | 25.6 | 23.1 | 24.4 |
| Pupil Classroom Ratio | | 36 | | Survival rate | | | | | |
| Pupil Good Classroom Ratio | | 53 | | | | | | | |
| Teacher/Classroom Ratio | | 3 | | | | | | | |
| ALL SCHOOLS | | | PUBLIC SCHOOL | | | PRIVATE SCHOOL | | | |
| Male | Female | Total | Male | Female | Total | Male | Female | Total | |
| Enrolment in Pre-primary | 42,472 | 33,909 | 76,381 | 32,978 | 24,530 | 57,508 | 9,494 | 9,379 | 18,873 |
| Aged(15-17) | 31,999 | 26,891 | 58,890 | 24,450 | 19,424 | 43,874 | 7,549 | 7,467 | 15,016 |
| Enrolment in (SSS) 1 | 15,645 | 12,823 | 28,468 | 12,062 | 9,266 | 21,328 | 3,583 | 3,557 | 7,140 |
| Enrolment in (SSS) 3 | 12,489 | 9,651 | 22,140 | 9,792 | 7,059 | 16,851 | 2,697 | 2,592 | 5,289 |
| Number of Teachers | 4,165 | 1,684 | 5,849 | 3,482 | 1,440 | 4,922 | 683 | 244 | 927 |
| No. of Qualified Teachers | 3,255 | 1,212 | 4,467 | 2,901 | 1,110 | 4,011 | 354 | 102 | 456 |
| % Qualified Teachers | 78.15 | 71.97 | 76.37 | 83.31 | 77.08 | 81.49 | 51.83 | 41.80 | 49.19 |
| Total No. of class rooms | | 2095 | | | 2095 | | | 0 | |
| Total No. of Good class rooms | | 1439 | | | 1439 | | | 0 | |

| Imo State Basic and Post-Basic Education Indicators | | | | | | | | | |
|---|---------|---------|---------------|-----------------------|---------|----------------|---------|---------|---------|
| PRE-PRIMARY SCHOOL | | | | | | | | | |
| Indicator | Public | Private | Total | Demographic Data | | | Male | Female | Both |
| Gender parity Index (GER) | | 0.99 | | Pop aged(3-5) | | | 231,902 | 233,112 | 465,014 |
| Gender parity Index (NER) | | 0.99 | | Pop aged 3 | | | 78,018 | 78,314 | 156,332 |
| Gender Gap (Gross) | | -1.04 | | Pop aged 5 | | | 76,544 | 77,046 | 153,590 |
| % Female Pupil | 49.79 | 49.82 | 49.80 | Gross enrolment ratio | | | 77.9 | 76.8 | 77.3 |
| Pupil/Teacher Ratio | 25.11 | 9.13 | 17.04 | Completion Rate | | | 95.05 | 92.49 | 93.76 |
| Pupil/Qualified Teacher Ratio | 25.11 | 9.13 | 17.04 | Net Enrolment Ratio | | | 77.26 | 76.35 | 76.80 |
| Pupil Classroom Ratio | | 15.45 | | Survival rate | | | | | |
| Pupil Good Classroom Ratio | | 21.58 | | | | | | | |
| Teacher/Classroom Ratio | | 0.91 | | | | | | | |
| ALL SCHOOLS | | | PUBLIC SCHOOL | | | PRIVATE SCHOOL | | | |
| Enrolment in Pre-primary | 180,570 | 179,099 | 359,669 | 131,757 | 130,638 | 262,395 | 48,813 | 48,461 | 97,274 |
| Aged(3-5) | 179,172 | 177,973 | 357,145 | 130,730 | 129,939 | 260,669 | 48,442 | 48,034 | 96,476 |
| Enrolment in (Nur) 1 | 53,995 | 53,112 | 107,107 | 36,030 | 35,296 | 71,326 | 17,965 | 17,816 | 35,781 |
| Enrolment in (Nur) 3 | 72,752 | 71,261 | 144,013 | 56,644 | 55,165 | 111,809 | 16,108 | 16,096 | 32,204 |
| Number of Teachers | 1,682 | 19,424 | 21,106 | 240 | 10,208 | 10,448 | 1,442 | 9,216 | 10,658 |
| No. of Qualified Teachers | 1,682 | 19,424 | 21,106 | 240 | 10,208 | 10,448 | 1,442 | 9,216 | 10,658 |
| % Qualified Teachers | 100.00 | 100.00 | 100.00 | 100.00 | 100.00 | 100.00 | 100.00 | 100.00 | 100.00 |
| Total No. of class rooms | | 23281 | | | 14003 | | | 9278 | |
| Total No. of Good class rooms | | 16664 | | | 8696 | | | 7968 | |
| PRIMARY SCHOOL | | | | | | | | | |
| Indicator | Public | Private | Total | Demographic Data | | | Male | Female | Both |
| Gender parity Index (GER) | | 1.25 | | Pop aged(6-11) | | | 424,722 | 429,061 | 853,783 |
| Gender parity Index (NER) | | 1.24 | | Pop aged 6 | | | 75,547 | 76,144 | 151,691 |
| Gender Gap (Gross) | | 24.99 | | Pop aged 11 | | | 65,833 | 66,638 | 132,471 |
| % Female Pupil | 50.37 | 66.85 | 55.71 | Gross enrolment ratio | | | 101.93 | 126.92 | 114.48 |
| Pupil/Teacher Ratio | 63.21 | 27.68 | 44.63 | Completion Rate | | | 101.36 | 125.60 | 113.55 |
| Pupil/Qualified Teacher Ratio | 63.21 | 27.68 | 44.63 | Net Enrolment Ratio | | | 99.34 | 122.98 | 111.22 |
| Pupil Classroom Ratio | | 91.02 | | Survival rate | | | | | |
| Pupil Good Classroom Ratio | | 110.27 | | | | | | | |
| Teacher/Classroom Ratio | | 2.04 | | | | | | | |
| ALL SCHOOLS | | | PUBLIC SCHOOL | | | PRIVATE SCHOOL | | | |
| Enrolment in Primary | 432,901 | 544,549 | 977,450 | 327,808 | 332,646 | 660,454 | 105,093 | 211,903 | 316,996 |
| Aged(6-11) | 421,918 | 527,675 | 949,593 | 322,591 | 326,595 | 649,186 | 99,327 | 201,080 | 300,407 |
| Enrolment in (Pry) 1 | 81,614 | 108,083 | 189,697 | 56,254 | 56,732 | 112,986 | 25,360 | 51,351 | 76,711 |
| Enrolment in (Pry) 6 | 66,726 | 83,698 | 150,424 | 51,559 | 53,098 | 104,657 | 15,167 | 30,600 | 45,767 |
| Number of Teachers | 1,928 | 19,973 | 21,901 | 240 | 10,208 | 10,448 | 1,688 | 9,765 | 11,453 |
| No. of Qualified Teachers | 1,928 | 19,973 | 21,901 | 240 | 10,208 | 10,448 | 1,688 | 9,765 | 11,453 |
| % Qualified Teachers | 100.00 | 100.00 | 100.00 | 100.00 | 100.00 | 100.00 | 100.00 | 100.00 | 100.00 |
| Total No. of class rooms | | 10739 | | | 8172 | | | 2567 | |
| Total No. of Good class rooms | | 8864 | | | 6612 | | | 2252 | |
| JUNIOR SECONDARY SCHOOL | | | | | | | | | |
| Indicator | Public | Private | Total | Demographic Data | | | Male | Female | Both |
| Gender parity Index (GER) | | 1.08 | | Pop aged(12-14) | | | 150,227 | 146,765 | 296,992 |
| Gender parity Index (NER) | | 1.07 | | Pop aged 12 | | | 63,740 | 64,551 | 128,291 |
| Gender Gap (Gross) | | 11.28 | | Pop aged 14 | | | 41,810 | 39,871 | 81,681 |
| % Female Pupil | 51.20 | 51.40 | 51.23 | Gross enrolment ratio | | | 149.72 | 160.99 | 155.29 |
| Pupil/Teacher Ratio | 46.99 | 14.29 | 35.54 | Completion Rate | | | 178.93 | 198.29 | 188.38 |
| Pupil/Qualified Teacher Ratio | 48.24 | 14.29 | 36.16 | Net Enrolment Ratio | | | 144.19 | 154.29 | 149.18 |
| Pupil Classroom Ratio | | 58.72 | | Survival rate | | | | | |
| Pupil Good Classroom Ratio | | 76.16 | | | | | | | |
| Teacher/Classroom Ratio | | 1.65 | | | | | | | |
| ALL SCHOOLS | | | PUBLIC SCHOOL | | | PRIVATE SCHOOL | | | |
| Enrolment in JSS | 224,914 | 236,281 | 461,195 | 193,395 | 202,940 | 396,335 | 31,519 | 33,341 | 64,860 |
| Aged(12-14) | 216,612 | 226,438 | 443,050 | 190,065 | 199,137 | 389,202 | 26,547 | 27,301 | 53,848 |
| Enrolment in (JSS) 1 | 74,076 | 77,734 | 151,810 | 63,758 | 66,897 | 130,655 | 10,318 | 10,837 | 21,155 |
| Enrolment in (JSS) 3 | 74,811 | 79,060 | 153,871 | 64,628 | 68,011 | 132,639 | 10,183 | 11,049 | 21,232 |
| Number of Teachers | 4,985 | 7,990 | 12,975 | 2,743 | 5,692 | 8,435 | 2,242 | 2,298 | 4,540 |
| No. of Qualified Teachers | 4,879 | 7,877 | 12,756 | 2,637 | 5,579 | 8,216 | 2,242 | 2,298 | 4,540 |
| % Qualified Teachers | 97.87 | 98.59 | 98.31 | 96.14 | 98.01 | 97.40 | 100.00 | 100.00 | 100.00 |
| Total No. of class rooms | | 7854 | | | 5927 | | | 1927 | |
| Total No. of Good class rooms | | 6056 | | | 4450 | | | 1606 | |
| SENIOR SECONDARY SCHOOL | | | | | | | | | |
| Indicator | Public | Private | Total | Demographic Data | | | Male | Female | Both |
| Gender parity Index (GER) | | 1.08 | | Pop aged(15-17) | | | 118,294 | 112,740 | 231,034 |
| Gender parity Index (NER) | | 1.08 | | Pop aged 15 | | | 40,133 | 38,307 | 78,440 |
| Gender Gap (Gross) | | 15.83 | | Pop aged 17 | | | 38,803 | 36,928 | 75,731 |
| % Female Pupil | 50.77 | 50.33 | 50.70 | Gross enrolment ratio | | | 199.99 | 215.82 | 207.71 |
| Pupil/Teacher Ratio | 48.54 | 15.00 | 36.60 | Completion Rate | | | 201.09 | 217.45 | 209.07 |
| Pupil/Qualified Teacher Ratio | 49.80 | 15.46 | 37.61 | Net Enrolment Ratio | | | 155.20 | 167.54 | 161.22 |
| Pupil Classroom Ratio | | 44 | | Survival rate | | | | | |
| Pupil Good Classroom Ratio | | 54 | | | | | | | |
| Teacher/Classroom Ratio | | 1 | | | | | | | |
| ALL SCHOOLS | | | PUBLIC SCHOOL | | | PRIVATE SCHOOL | | | |
| Enrolment in SSS | 236,574 | 243,311 | 479,885 | 201,799 | 208,078 | 409,877 | 34,775 | 35,233 | 70,008 |
| Aged(15-17) | 183,587 | 188,882 | 372,469 | 156,690 | 161,719 | 318,409 | 26,897 | 27,163 | 54,060 |
| Enrolment in (SSS) 1 | 79,670 | 81,635 | 161,305 | 68,131 | 70,035 | 138,166 | 11,539 | 11,600 | 23,139 |
| Enrolment in (SSS) 3 | 78,028 | 80,300 | 158,328 | 66,624 | 68,485 | 135,109 | 11,404 | 11,815 | 23,219 |
| Number of Teachers | 4,869 | 8,243 | 13,112 | 2,572 | 5,872 | 8,444 | 2,297 | 2,371 | 4,668 |
| No. of Qualified Teachers | 4,708 | 8,051 | 12,759 | 2,469 | 5,761 | 8,230 | 2,239 | 2,290 | 4,529 |
| % Qualified Teachers | 96.69 | 97.67 | 97.31 | 96.00 | 98.11 | 97.47 | 97.47 | 96.58 | 97.02 |
| Total No. of class rooms | | 10793 | | | 8226 | | | 2567 | |
| Total No. of Good class rooms | | 8902 | | | 6650 | | | 2252 | |

Jigawa State Basic and Post-Basic Education Indicators

| PRE-PRIMARY SCHOOL | | | | | | | | | |
|-------------------------------|---------|----------|---------------|-----------------------|---------|----------------|---------|---------|-----------|
| Indicator | Public | Private | Total | Demographic Data | | | Male | Female | Both |
| Gender parity Index (GER) | | 0.99 | | Pop aged(3-5) | | | 369,008 | 376,239 | 745,247 |
| Gender parity Index (NER) | | 0.98 | | Pop aged 3 | | | 125,773 | 127,932 | 253,705 |
| Gender Gap (Gross) | | -0.44 | | Pop aged 5 | | | 120,345 | 122,990 | 243,335 |
| % Female Pupil | 50.02 | 51.14 | 50.12 | Gross enrolment ratio | | | 30.2 | 29.8 | 30.0 |
| Pupil/Teacher Ratio | 691.60 | 157.69 | 532.70 | Completion Rate | | | 42.35 | 41.68 | 42.01 |
| Pupil/Qualified Teacher Ratio | 691.60 | 157.69 | 532.70 | Net Enrolment Ratio | | | 27.20 | 26.65 | 26.92 |
| Pupil Classroom Ratio | | 22373.20 | | Survival rate | | | | | |
| Pupil Good Classroom Ratio | | 37288.67 | | | | | | | |
| Teacher/Classroom Ratio | | 42.00 | | | | | | | |
| ALL SCHOOLS | | | PUBLIC SCHOOL | | | PRIVATE SCHOOL | | | |
| | Male | Female | Total | Male | Female | Total | Male | Female | Total |
| Enrolment in Pre-primary | 111,599 | 112,133 | 223,732 | 101,969 | 102,052 | 204,021 | 9,630 | 10,081 | 19,711 |
| Aged(3-5) | 100,377 | 100,280 | 200,657 | 94,353 | 94,390 | 188,743 | 6,024 | 5,890 | 11,914 |
| Enrolment in (Nur) 1 | 8,068 | 7,552 | 15,620 | 5,672 | 5,322 | 10,994 | 2,396 | 2,230 | 4,626 |
| Enrolment in (Nur) 3 | 50,967 | 51,259 | 102,226 | 48,614 | 48,910 | 97,524 | 2,353 | 2,349 | 4,702 |
| Number of Teachers | 188 | 232 | 420 | 147 | 148 | 295 | 41 | 84 | 125 |
| No. of Qualified Teachers | 188 | 232 | 420 | 147 | 148 | 295 | 41 | 84 | 125 |
| % Qualified Teachers | 100.00 | 100.00 | 100.00 | 100.00 | 100.00 | 100.00 | 100.00 | 100.00 | 100.00 |
| Total No. of class rooms | | 10 | | | 10 | | | 0 | |
| Total No. of Good class rooms | | 6 | | | 6 | | | 0 | |
| PRIMARY SCHOOL | | | | | | | | | |
| Indicator | Public | Private | Total | Demographic Data | | | Male | Female | Both |
| Gender parity Index (GER) | | 0.92 | | Pop aged(6-11) | | | 625,306 | 643,078 | 1,268,384 |
| Gender parity Index (NER) | | 0.92 | | Pop aged 6 | | | 118,031 | 120,868 | 238,899 |
| Gender Gap (Gross) | | -5.95 | | Pop aged 11 | | | 91,736 | 94,736 | 186,472 |
| % Female Pupil | 48.74 | 47.48 | 48.67 | Gross enrolment ratio | | | 76.25 | 70.29 | 73.23 |
| Pupil/Teacher Ratio | 113.19 | 80.81 | 110.63 | Completion Rate | | | 67.29 | 56.55 | 61.83 |
| Pupil/Qualified Teacher Ratio | 146.68 | 100.15 | 142.85 | Net Enrolment Ratio | | | 70.25 | 64.48 | 67.33 |
| Pupil Classroom Ratio | | 95.32 | | Survival rate | | | | | |
| Pupil Good Classroom Ratio | | 152.72 | | | | | | | |
| Teacher/Classroom Ratio | | 0.86 | | | | | | | |
| ALL SCHOOLS | | | PUBLIC SCHOOL | | | PRIVATE SCHOOL | | | |
| | Male | Female | Total | Male | Female | Total | Male | Female | Total |
| Enrolment in Primary | 476,791 | 452,048 | 928,839 | 448,651 | 426,609 | 875,260 | 28,140 | 25,439 | 53,579 |
| Aged(6-11) | 439,308 | 414,667 | 853,975 | 413,860 | 391,760 | 805,620 | 25,448 | 22,907 | 48,355 |
| Enrolment in (Pry) 1 | 104,704 | 105,921 | 210,625 | 97,390 | 99,524 | 196,914 | 7,314 | 6,397 | 13,711 |
| Enrolment in (Pry) 6 | 61,726 | 53,572 | 115,298 | 58,932 | 51,331 | 110,263 | 2,794 | 2,241 | 5,035 |
| Number of Teachers | 7,003 | 1,393 | 8,396 | 6,523 | 1,210 | 7,733 | 480 | 183 | 663 |
| No. of Qualified Teachers | 5,434 | 1,068 | 6,502 | 5,061 | 906 | 5,967 | 373 | 162 | 535 |
| % Qualified Teachers | 77.60 | 76.67 | 77.44 | 77.59 | 74.88 | 77.16 | 77.71 | 88.52 | 80.69 |
| Total No. of class rooms | | 9744 | | | 8942 | | | 802 | |
| Total No. of Good class rooms | | 6082 | | | 5648 | | | 434 | |
| JUNIOR SECONDARY SCHOOL | | | | | | | | | |
| Indicator | Public | Private | Total | Demographic Data | | | Male | Female | Both |
| Gender parity Index (GER) | | 0.79 | | Pop aged(12-14) | | | 259,423 | 253,221 | 512,644 |
| Gender parity Index (NER) | | 0.82 | | Pop aged 12 | | | 89,149 | 92,175 | 181,324 |
| Gender Gap (Gross) | | -8.15 | | Pop aged 14 | | | 83,618 | 79,167 | 162,785 |
| % Female Pupil | 43.51 | 49.72 | 43.65 | Gross enrolment ratio | | | 39.50 | 31.35 | 35.47 |
| Pupil/Teacher Ratio | 26.79 | 10.75 | 25.87 | Completion Rate | | | 39.59 | 31.22 | 35.52 |
| Pupil/Qualified Teacher Ratio | 51.26 | 44.66 | 51.08 | Net Enrolment Ratio | | | 28.01 | 23.08 | 25.58 |
| Pupil Classroom Ratio | | 59.68 | | Survival rate | | | | | |
| Pupil Good Classroom Ratio | | 67.05 | | | | | | | |
| Teacher/Classroom Ratio | | 2.31 | | | | | | | |
| ALL SCHOOLS | | | PUBLIC SCHOOL | | | PRIVATE SCHOOL | | | |
| | Male | Female | Total | Male | Female | Total | Male | Female | Total |
| Enrolment in JSS | 102,465 | 79,383 | 181,848 | 100,287 | 77,229 | 177,516 | 2,178 | 2,154 | 4,332 |
| Aged(12-14) | 72,667 | 58,444 | 131,111 | 70,864 | 56,759 | 127,623 | 1,803 | 1,685 | 3,488 |
| Enrolment in (JSS) 1 | 34,005 | 27,436 | 61,441 | 33,154 | 26,557 | 59,711 | 851 | 879 | 1,730 |
| Enrolment in (JSS) 3 | 33,103 | 24,718 | 57,821 | 32,502 | 24,160 | 56,662 | 601 | 558 | 1,159 |
| Number of Teachers | 4,954 | 2,076 | 7,030 | 4,723 | 1,904 | 6,627 | 231 | 172 | 403 |
| No. of Qualified Teachers | 3,440 | 120 | 3,560 | 3,344 | 119 | 3,463 | 96 | 1 | 97 |
| % Qualified Teachers | 69.44 | 5.78 | 50.64 | 70.80 | 6.25 | 52.26 | 41.56 | 0.58 | 24.07 |
| Total No. of class rooms | | 3047 | | | 2780 | | | 267 | |
| Total No. of Good class rooms | | 2712 | | | 2480 | | | 232 | |
| SENIOR SECONDARY SCHOOL | | | | | | | | | |
| Indicator | Public | Private | Total | Demographic Data | | | Male | Female | Both |
| Gender parity Index (GER) | | 0.72 | | Pop aged(15-17) | | | 242,408 | 228,681 | 471,089 |
| Gender parity Index (NER) | | 0.73 | | Pop aged 15 | | | 81,510 | 77,078 | 158,588 |
| Gender Gap (Gross) | | -7.9 | | Pop aged 17 | | | 80170 | 75469 | 155,639 |
| % Female Pupil | | | | Gross enrolment ratio | | | 28.7 | 20.7 | 24.8 |
| Pupil/Teacher Ratio | 255.41 | 35.10 | 209.30 | Completion Rate | | | 24.4 | 17.6 | 21.1 |
| Pupil/Qualified Teacher Ratio | 280.12 | 273.80 | 279.90 | Net Enrolment Ratio | | | 25.4 | 18.5 | 22.0 |
| Pupil Classroom Ratio | | 69 | | Survival rate | | | | | |
| Pupil Good Classroom Ratio | | 657 | | | | | | | |
| Teacher/Classroom Ratio | | 0 | | | | | | | |
| ALL SCHOOLS | | | PUBLIC SCHOOL | | | PRIVATE SCHOOL | | | |
| | Male | Female | Total | Male | Female | Total | Male | Female | Total |
| Enrolment in Pre-primary | 69,554 | 47,443 | 116,997 | 67,438 | 45,452 | 112,890 | 2,116 | 1,991 | 4,107 |
| Aged(15-17) | 61,550 | 42,287 | 103,837 | 59,519 | 40,358 | 99,877 | 2,031 | 1,929 | 3,960 |
| Enrolment in (SSS) 1 | 27,400 | 18,297 | 45,697 | 26,683 | 17,619 | 44,302 | 717 | 678 | 1,395 |
| Enrolment in (SSS) 3 | 19,548 | 13,268 | 32,816 | 18,871 | 12,612 | 31,483 | 677 | 656 | 1,333 |
| Number of Teachers | 462 | 97 | 559 | 410 | 32 | 442 | 52 | 65 | 117 |
| No. of Qualified Teachers | 388 | 30 | 418 | 373 | 30 | 403 | 15 | - | 15 |
| % Qualified Teachers | 83.98 | 30.93 | 74.78 | 90.98 | 93.75 | 91.18 | 28.85 | 0.00 | 12.82 |
| Total No. of class rooms | | 1706 | | | 1706 | | | 0 | |
| Total No. of Good class rooms | | 178 | | | 178 | | | 0 | |

Kaduna State Basic and Post-Basic Education Indicators

| PRE-PRIMARY SCHOOL | | | | | | | | | | |
|-------------------------------|---------|---------|-----------|-----------------------|---------|-----------|----------------|---------|-----------|--|
| Indicator | Public | Private | Total | Demographic Data | | | Male | Female | Both | |
| Gender parity Index (GER) | | 0.97 | | Pop aged(3-5) | | | 343,045 | 351,342 | 694,387 | |
| Gender parity Index (NER) | | 0.94 | | Pop aged 3 | | | 126,850 | 129,578 | 256,428 | |
| Gender Gap (Gross) | | -1.69 | | Pop aged 5 | | | 102,165 | 104,935 | 207,100 | |
| % Female Pupil | 49.86 | 49.52 | 49.80 | Gross enrolment ratio | | | 53.5 | 51.8 | 52.7 | |
| Pupil/Teacher Ratio | 381.26 | 3.05 | 16.38 | Completion Rate | | | 35.30 | 37.09 | 36.20 | |
| Pupil/Qualified Teacher Ratio | 549.54 | 3.70 | 20.01 | Net Enrolment Ratio | | | 40.82 | 38.57 | 39.68 | |
| Pupil Classroom Ratio | | 10.77 | | Survival rate | | | | | | |
| Pupil Good Classroom Ratio | | 10.97 | | | | | | | | |
| Teacher/Classroom Ratio | | 0.66 | | | | | | | | |
| ALL SCHOOLS | | | | PUBLIC SCHOOL | | | PRIVATE SCHOOL | | | |
| | Male | Female | Total | Male | Female | Total | Male | Female | Total | |
| Enrolment in Pre-primary | 183,611 | 182,119 | 365,730 | 150,454 | 149,594 | 300,048 | 33,157 | 32,525 | 65,682 | |
| Aged(3-5) | 140,041 | 135,520 | 275,561 | 115,495 | 111,347 | 226,842 | 24,546 | 24,173 | 48,719 | |
| Enrolment in (Nur) 1 | 64,222 | 60,981 | 125,203 | 53,652 | 50,673 | 104,325 | 10,570 | 10,308 | 20,878 | |
| Enrolment in (Nur) 3 | 36,063 | 38,917 | 74,980 | 31,328 | 34,433 | 65,761 | 4,735 | 4,484 | 9,219 | |
| Number of Teachers | 9,850 | 12,479 | 22,329 | 121 | 666 | 787 | 9,729 | 11,813 | 21,542 | |
| No. of Qualified Teachers | 8,241 | 10,037 | 18,278 | 35 | 511 | 546 | 8,206 | 9,526 | 17,732 | |
| % Qualified Teachers | 83.66 | 80.43 | 81.86 | 28.93 | 76.73 | 69.38 | 84.35 | 80.64 | 82.31 | |
| Total No. of class rooms | | 33943 | | 20611 | | | 13332 | | | |
| Total No. of Good class rooms | | 33337 | | 20027 | | | 13310 | | | |
| PRIMARY SCHOOL | | | | | | | | | | |
| Indicator | Public | Private | Total | Demographic Data | | | Male | Female | Both | |
| Gender parity Index (GER) | | 0.91 | | Pop aged(6-11) | | | 614,030 | 634,608 | 1,248,638 | |
| Gender parity Index (NER) | | 0.91 | | Pop aged 6 | | | 91,059 | 93,743 | 184,802 | |
| Gender Gap (Gross) | | -14.45 | | Pop aged 11 | | | 111,563 | 115,618 | 227,181 | |
| % Female Pupil | 48.39 | 49.45 | 48.45 | Gross enrolment ratio | | | 159.49 | 145.04 | 152.15 | |
| Pupil/Teacher Ratio | 47.25 | 5.42 | 33.02 | Completion Rate | | | 88.44 | 79.24 | 83.75 | |
| Pupil/Qualified Teacher Ratio | 47.56 | 6.61 | 35.32 | Net Enrolment Ratio | | | 156.25 | 141.41 | 148.71 | |
| Pupil Classroom Ratio | | 59.93 | | Survival rate | | | | | | |
| Pupil Good Classroom Ratio | | 77.26 | | | | | | | | |
| Teacher/Classroom Ratio | | 1.81 | | | | | | | | |
| ALL SCHOOLS | | | | PUBLIC SCHOOL | | | PRIVATE SCHOOL | | | |
| | Male | Female | Total | Male | Female | Total | Male | Female | Total | |
| Enrolment in Primary | 979,311 | 920,446 | 1,899,757 | 925,643 | 867,942 | 1,793,585 | 53,668 | 52,504 | 106,172 | |
| Aged(6-11) | 959,415 | 897,424 | 1,856,839 | 908,380 | 847,732 | 1,756,112 | 51,035 | 49,692 | 100,727 | |
| Enrolment in (Pry) 1 | 228,569 | 214,540 | 443,109 | 216,326 | 202,489 | 418,815 | 12,243 | 12,051 | 24,294 | |
| Enrolment in (Pry) 6 | 98,661 | 91,611 | 190,272 | 95,254 | 88,395 | 183,649 | 3,407 | 3,216 | 6,623 | |
| Number of Teachers | 26,902 | 30,628 | 57,530 | 18,182 | 19,775 | 37,957 | 8,720 | 10,853 | 19,573 | |
| No. of Qualified Teachers | 25,397 | 28,384 | 53,781 | 18,083 | 19,632 | 37,715 | 7,314 | 8,752 | 16,066 | |
| % Qualified Teachers | 94.41 | 92.67 | 93.48 | 99.46 | 99.28 | 99.36 | 83.88 | 80.64 | 82.08 | |
| Total No. of class rooms | | 31702 | | 28341 | | | 3361 | | | |
| Total No. of Good class rooms | | 24590 | | 21352 | | | 3238 | | | |
| JUNIOR SECONDARY SCHOOL | | | | | | | | | | |
| Indicator | Public | Private | Total | Demographic Data | | | Male | Female | Both | |
| Gender parity Index (GER) | | 0.91 | | Pop aged(12-14) | | | 321,903 | 326,088 | 647,991 | |
| Gender parity Index (NER) | | 1.01 | | Pop aged 12 | | | 107,848 | 111,881 | 219,729 | |
| Gender Gap (Gross) | | -4.97 | | Pop aged 14 | | | 105,284 | 105,281 | 210,565 | |
| % Female Pupil | 47.80 | 49.11 | 47.97 | Gross enrolment ratio | | | 55.33 | 50.35 | 52.82 | |
| Pupil/Teacher Ratio | 58.13 | 2.31 | 13.87 | Completion Rate | | | 55.41 | 50.83 | 53.12 | |
| Pupil/Qualified Teacher Ratio | 63.64 | 2.81 | 16.51 | Net Enrolment Ratio | | | 36.28 | 36.65 | 36.46 | |
| Pupil Classroom Ratio | | 6.63 | | Survival rate | | | | | | |
| Pupil Good Classroom Ratio | | 6.94 | | | | | | | | |
| Teacher/Classroom Ratio | | 0.48 | | | | | | | | |
| ALL SCHOOLS | | | | PUBLIC SCHOOL | | | PRIVATE SCHOOL | | | |
| | Male | Female | Total | Male | Female | Total | Male | Female | Total | |
| Enrolment in JSS | 178,093 | 164,190 | 342,283 | 155,118 | 142,021 | 297,139 | 22,975 | 22,169 | 45,144 | |
| Aged(12-14) | 116,787 | 119,500 | 236,287 | 101,190 | 103,578 | 204,768 | 15,597 | 15,922 | 31,519 | |
| Enrolment in (JSS) 1 | 60,213 | 56,160 | 116,373 | 51,668 | 47,958 | 99,626 | 8,545 | 8,202 | 16,747 | |
| Enrolment in (JSS) 3 | 58,338 | 53,516 | 111,854 | 51,484 | 46,901 | 98,385 | 6,854 | 6,615 | 13,469 | |
| Number of Teachers | 11,697 | 12,988 | 24,685 | 2,977 | 2,135 | 5,112 | 8,720 | 10,853 | 19,573 | |
| No. of Qualified Teachers | 10,025 | 10,710 | 20,735 | 2,711 | 1,958 | 4,669 | 7,314 | 8,752 | 16,066 | |
| % Qualified Teachers | 85.71 | 82.46 | 84.00 | 91.06 | 91.71 | 91.33 | 83.88 | 80.64 | 82.08 | |
| Total No. of class rooms | | 51630 | | 15580 | | | 36050 | | | |
| Total No. of Good class rooms | | 49322 | | 14485 | | | 34837 | | | |
| SENIOR SECONDARY SCHOOL | | | | | | | | | | |
| Indicator | Public | Private | Total | Demographic Data | | | Male | Female | Both | |
| Gender parity Index (GER) | | 1.01 | | Pop aged(15-17) | | | 305,804 | 303,972 | 609,776 | |
| Gender parity Index (NER) | | 1.04 | | Pop aged 15 | | | 102,771 | 102,472 | 205,243 | |
| Gender Gap (Gross) | | 0.19 | | Pop aged 17 | | | 101,179 | 100,301 | 201,480 | |
| % Female Pupil | 50.15 | 49.46 | 50.02 | Gross enrolment ratio | | | 28.67 | 28.87 | 28.77 | |
| Pupil/Teacher Ratio | 29.19 | 1.70 | 7.18 | Completion Rate | | | 23.45 | 21.36 | 22.41 | |
| Pupil/Qualified Teacher Ratio | 32.63 | 2.07 | 8.59 | Net Enrolment Ratio | | | 20.84 | 21.60 | 21.22 | |
| Pupil Classroom Ratio | | 4 | | Survival rate | | | | | | |
| Pupil Good Classroom Ratio | | 5 | | | | | | | | |
| Teacher/Classroom Ratio | | 1 | | | | | | | | |
| ALL SCHOOLS | | | | PUBLIC SCHOOL | | | PRIVATE SCHOOL | | | |
| | Male | Female | Total | Male | Female | Total | Male | Female | Total | |
| Enrolment in SSS | 87,684 | 87,742 | 175,426 | 70,869 | 71,288 | 142,157 | 16,815 | 16,454 | 33,269 | |
| Aged(15-17) | 63,727 | 65,671 | 129,398 | 51,190 | 53,349 | 104,539 | 12,537 | 12,322 | 24,859 | |
| Enrolment in (SSS) 1 | 34,851 | 37,431 | 72,282 | 27,922 | 30,595 | 58,517 | 6,929 | 6,836 | 13,765 | |
| Enrolment in (SSS) 3 | 23,724 | 21,420 | 45,144 | 19,673 | 17,457 | 37,130 | 4,051 | 3,963 | 8,014 | |
| Number of Teachers | 11,882 | 12,561 | 24,443 | 3,162 | 1,708 | 4,870 | 8,720 | 10,853 | 19,573 | |
| No. of Qualified Teachers | 10,137 | 10,286 | 20,423 | 2,823 | 1,534 | 4,357 | 7,314 | 8,752 | 16,066 | |
| % Qualified Teachers | 85.31 | 81.89 | 83.55 | 89.28 | 89.81 | 89.47 | 83.88 | 80.64 | 82.08 | |
| Total No. of class rooms | | 39543 | | 3493 | | | 36050 | | | |
| Total No. of Good class rooms | | 37596 | | 2759 | | | 34837 | | | |

Kano State Basic and Post-Basic Education Indicators

| PRE-PRIMARY SCHOOL | | | | | | | | | |
|-------------------------------|-----------|-----------|---------------|-----------------------|-----------|----------------|-----------|-----------|-----------|
| Indicator | Public | Private | Total | Demographic Data | | | Male | Female | Both |
| Gender parity Index (GER) | | 1.18 | | Pop aged(3-5) | | | 721,799 | 663,430 | 1,385,229 |
| Gender parity Index (NER) | | 1.06 | | Pop aged 3 | | | 248,768 | 228,450 | 477,218 |
| Gender Gap (Gross) | | 12.99 | | Pop aged 5 | | | 232,661 | 214,061 | 446,722 |
| % Female Pupil | 52.37 | 50.24 | 52.08 | Gross enrolment ratio | | | 71.2 | 84.2 | 77.4 |
| Pupil/Teacher Ratio | 474.88 | 96.30 | 310.01 | Completion Rate | | | 110.39 | 130.41 | 119.99 |
| Pupil/Qualified Teacher Ratio | 474.88 | 96.30 | 310.01 | Net Enrolment Ratio | | | 45.82 | 48.71 | 47.20 |
| Pupil Classroom Ratio | | 9241.40 | | Survival rate | | | | | |
| Pupil Good Classroom Ratio | | 11652.20 | | | | | | | |
| Teacher/Classroom Ratio | | 29.81 | | | | | | | |
| ALL SCHOOLS | | | PUBLIC SCHOOL | | | PRIVATE SCHOOL | | | |
| | Male | Female | Total | Male | Female | Total | Male | Female | Total |
| Enrolment in Pre-primary | 513,682 | 558,320 | 1,072,002 | 441,512 | 485,462 | 926,974 | 72,170 | 72,858 | 145,028 |
| Aged(3-5) | 330,698 | 323,156 | 653,854 | 280,053 | 273,104 | 553,157 | 50,645 | 50,052 | 100,697 |
| Enrolment in (Nur) 1 | 79,674 | 85,179 | 164,853 | 57,176 | 63,079 | 120,255 | 22,498 | 22,100 | 44,598 |
| Enrolment in (Nur) 3 | 256,841 | 279,160 | 536,001 | 220,756 | 242,731 | 463,487 | 36,085 | 36,429 | 72,514 |
| Number of Teachers | 790 | 2,668 | 3,458 | 602 | 1,350 | 1,952 | 188 | 1,318 | 1,506 |
| No. of Qualified Teachers | 790 | 2,668 | 3,458 | 602 | 1,350 | 1,952 | 188 | 1,318 | 1,506 |
| % Qualified Teachers | 100.00 | 100.00 | 100.00 | 100.00 | 100.00 | 100.00 | 100.00 | 100.00 | 100.00 |
| Total No. of class rooms | | 116 | | | 62 | | | 54 | |
| Total No. of Good class rooms | | 92 | | | 54 | | | 38 | |
| PRIMARY SCHOOL | | | | | | | | | |
| Indicator | Public | Private | Total | Demographic Data | | | Male | Female | Both |
| Gender parity Index (GER) | | 1.19 | | Pop aged(6-11) | | | 1,377,299 | 1,269,646 | 2,646,945 |
| Gender parity Index (NER) | | 1.21 | | Pop aged 6 | | | 225,424 | 207,529 | 432,953 |
| Gender Gap (Gross) | | 23.35 | | Pop aged 11 | | | 233,668 | 215,687 | 449,355 |
| % Female Pupil | 52.49 | 50.83 | 52.41 | Gross enrolment ratio | | | 119.90 | 143.25 | 131.10 |
| Pupil/Teacher Ratio | 71.23 | 25.17 | 65.79 | Completion Rate | | | 80.83 | 90.50 | 85.47 |
| Pupil/Qualified Teacher Ratio | 102.96 | 37.03 | 95.29 | Net Enrolment Ratio | | | 107.20 | 129.59 | 117.94 |
| Pupil Classroom Ratio | | 327.91 | | Survival rate | | | | | |
| Pupil Good Classroom Ratio | | 517.25 | | | | | | | |
| Teacher/Classroom Ratio | | 4.98 | | | | | | | |
| ALL SCHOOLS | | | PUBLIC SCHOOL | | | PRIVATE SCHOOL | | | |
| | Male | Female | Total | Male | Female | Total | Male | Female | Total |
| Enrolment in Primary | 1,651,436 | 1,818,825 | 3,470,261 | 1,574,321 | 1,739,116 | 3,313,437 | 77,115 | 79,709 | 156,824 |
| Aged(6-11) | 1,476,403 | 1,645,347 | 3,121,750 | 1,402,097 | 1,569,007 | 2,971,104 | 74,306 | 76,340 | 150,646 |
| Enrolment in (Pry) 1 | 354,433 | 406,889 | 761,322 | 334,679 | 385,888 | 720,567 | 19,754 | 21,001 | 40,755 |
| Enrolment in (Pry) 6 | 188,878 | 195,198 | 384,076 | 184,677 | 190,568 | 375,245 | 4,201 | 4,630 | 8,831 |
| Number of Teachers | 37,448 | 15,302 | 52,750 | 34,337 | 12,183 | 46,520 | 3,111 | 3,119 | 6,230 |
| No. of Qualified Teachers | 25,978 | 10,438 | 36,416 | 23,911 | 8,270 | 32,181 | 2,067 | 2,168 | 4,235 |
| % Qualified Teachers | 69.37 | 68.21 | 69.04 | 69.64 | 67.88 | 69.18 | 66.44 | 69.51 | 67.98 |
| Total No. of class rooms | | 10583 | | | 9927 | | | 656 | |
| Total No. of Good class rooms | | 6709 | | | 6204 | | | 505 | |
| JUNIOR SECONDARY SCHOOL | | | | | | | | | |
| Indicator | Public | Private | Total | Demographic Data | | | Male | Female | Both |
| Gender parity Index (GER) | | 1.03 | | Pop aged(12-14) | | | 575,222 | 546,725 | 1,121,947 |
| Gender parity Index (NER) | | 1.04 | | Pop aged 12 | | | 226,551 | 209,246 | 435,797 |
| Gender Gap (Gross) | | 0.51 | | Pop aged 14 | | | 172,524 | 165,567 | 338,091 |
| % Female Pupil | 49.98 | 45.07 | 49.41 | Gross enrolment ratio | | | 14.71 | 15.22 | 14.96 |
| Pupil/Teacher Ratio | 90.62 | 46.95 | 81.79 | Completion Rate | | | 13.66 | 13.34 | 13.50 |
| Pupil/Qualified Teacher Ratio | 90.62 | 46.95 | 81.79 | Net Enrolment Ratio | | | 5.05 | 5.26 | 5.15 |
| Pupil Classroom Ratio | | 5.89 | | Survival rate | | | | | |
| Pupil Good Classroom Ratio | | 10.30 | | | | | | | |
| Teacher/Classroom Ratio | | 0.07 | | | | | | | |
| ALL SCHOOLS | | | PUBLIC SCHOOL | | | PRIVATE SCHOOL | | | |
| | Male | Female | Total | Male | Female | Total | Male | Female | Total |
| Enrolment in JSS | 85,201 | 83,214 | 168,415 | 74,472 | 74,412 | 148,884 | 10,729 | 8,802 | 19,531 |
| Aged(12-14) | 29,277 | 28,743 | 58,020 | 23,838 | 23,902 | 47,740 | 5,439 | 4,841 | 10,280 |
| Enrolment in (JSS) 1 | 34,635 | 33,077 | 67,712 | 28,546 | 29,517 | 58,063 | 6,089 | 3,560 | 9,649 |
| Enrolment in (JSS) 3 | 23,569 | 22,079 | 45,648 | 21,445 | 19,852 | 41,297 | 2,124 | 2,227 | 4,351 |
| Number of Teachers | 1,679 | 380 | 2,059 | 1,402 | 241 | 1,643 | 277 | 139 | 416 |
| No. of Qualified Teachers | 1,679 | 380 | 2,059 | 1,402 | 241 | 1,643 | 277 | 139 | 416 |
| % Qualified Teachers | 100.00 | 100.00 | 100.00 | 100.00 | 100.00 | 100.00 | 100.00 | 100.00 | 100.00 |
| Total No. of class rooms | | 28604 | | | 23444 | | | 5160 | |
| Total No. of Good class rooms | | 16357 | | | 14064 | | | 2293 | |
| SENIOR SECONDARY SCHOOL | | | | | | | | | |
| Indicator | Public | Private | Total | Demographic Data | | | Male | Female | Both |
| Gender parity Index (GER) | | 0.87 | | Pop aged(15-17) | | | 496,546 | 476,944 | 973,490 |
| Gender parity Index (NER) | | 0.91 | | Pop aged 15 | | | 167,439 | 160,921 | 328,360 |
| Gender Gap (Gross) | | -4.1 | | Pop aged 17 | | | 163,787 | 157,254 | 321,041 |
| % Female Pupil | | | | Gross enrolment ratio | | | 32.1 | 28.0 | 30.1 |
| Pupil/Teacher Ratio | 44.75 | 2.81 | 13.58 | Completion Rate | | | 29.9 | 25.1 | 27.6 |
| Pupil/Qualified Teacher Ratio | 348.89 | 3.71 | 22.81 | Net Enrolment Ratio | | | 23.5 | 21.4 | 22.4 |
| Pupil Classroom Ratio | | 129 | | Survival rate | | | | | |
| Pupil Good Classroom Ratio | | 130 | | | | | | | |
| Teacher/Classroom Ratio | | 9 | | | | | | | |
| ALL SCHOOLS | | | PUBLIC SCHOOL | | | PRIVATE SCHOOL | | | |
| | Male | Female | Total | Male | Female | Total | Male | Female | Total |
| Enrolment in Pre-primary | 159,499 | 133,638 | 293,137 | 139,026 | 109,033 | 248,059 | 20,473 | 24,605 | 45,078 |
| Aged(15-17) | 116,454 | 101,913 | 218,367 | 103,747 | 84,742 | 188,489 | 12,707 | 17,171 | 29,878 |
| Enrolment in (SSS) 1 | 56,573 | 50,232 | 106,805 | 48,551 | 40,706 | 89,257 | 8,022 | 9,526 | 17,548 |
| Enrolment in (SSS) 3 | 48,946 | 39,532 | 88,478 | 43,363 | 32,494 | 75,857 | 5,583 | 7,038 | 12,621 |
| Number of Teachers | 12,901 | 8,689 | 21,590 | 4,392 | 1,151 | 5,543 | 8,509 | 7,538 | 16,047 |
| No. of Qualified Teachers | 7,198 | 5,651 | 12,849 | 566 | 145 | 711 | 6,632 | 5,506 | 12,138 |
| % Qualified Teachers | 55.79 | 65.04 | 59.51 | 12.89 | 12.60 | 12.83 | 77.94 | 73.04 | 75.64 |
| Total No. of class rooms | | 2279 | | | 2279 | | | 0 | |
| Total No. of Good class rooms | | 2256 | | | 2256 | | | 0 | |

Katsina State Basic and Post-Basic Education Indicators

| PRE-PRIMARY SCHOOL | | | | | | | | | |
|-------------------------------|-----------|-----------|---------------|-----------------------|---------|----------------|---------|---------|-----------|
| Indicator | Public | Private | Total | Demographic Data | | | Male | Female | Both |
| Gender parity Index (GER) | | 1.01 | | Pop aged(3-5) | | | 510,410 | 509,309 | 1,019,719 |
| Gender parity Index (NER) | | 1.01 | | Pop aged 3 | | | 175,881 | 175,109 | 350,990 |
| Gender Gap (Gross) | | 0.23 | | Pop aged 5 | | | 164,553 | 164,591 | 329,144 |
| % Female Pupil | 50.66 | 48.44 | 50.17 | Gross enrolment ratio | | | 25.8 | 26.0 | 25.9 |
| Pupil/Teacher Ratio | 59.29 | 43.34 | 54.82 | Completion Rate | | | 21.31 | 21.52 | 21.42 |
| Pupil/Qualified Teacher Ratio | 101.56 | 81.14 | 96.21 | Net Enrolment Ratio | | | 16.90 | 17.09 | 16.99 |
| Pupil Classroom Ratio | | 103.64 | | Survival rate | | | | | |
| Pupil Good Classroom Ratio | | 104.38 | | | | | | | |
| Teacher/Classroom Ratio | | 1.89 | | | | | | | |
| ALL SCHOOLS | | | PUBLIC SCHOOL | | | PRIVATE SCHOOL | | | |
| | Male | Female | Total | Male | Female | Total | Male | Female | Total |
| Enrolment in Pre-primary | 131,606 | 132,481 | 264,087 | 101,486 | 104,181 | 205,667 | 30,120 | 28,300 | 58,420 |
| Aged(3-5) | 86,254 | 87,039 | 173,293 | 62,824 | 65,106 | 127,930 | 23,430 | 21,933 | 45,363 |
| Enrolment in (Nur) 1 | 55,221 | 56,710 | 111,931 | 43,703 | 46,004 | 89,707 | 11,518 | 10,706 | 22,224 |
| Enrolment in (Nur) 3 | 35,067 | 35,428 | 70,495 | 32,816 | 33,100 | 65,916 | 2,251 | 2,328 | 4,579 |
| Number of Teachers | 3,213 | 1,604 | 4,817 | 2,357 | 1,112 | 3,469 | 856 | 492 | 1,348 |
| No. of Qualified Teachers | 1,936 | 809 | 2,745 | 1,476 | 549 | 2,025 | 460 | 260 | 720 |
| % Qualified Teachers | 60.26 | 50.44 | 56.99 | 62.62 | 49.37 | 58.37 | 53.74 | 52.85 | 53.41 |
| Total No. of class rooms | | 2548 | | | 2024 | | | 524 | |
| Total No. of Good class rooms | | 2530 | | | 2009 | | | 521 | |
| PRIMARY SCHOOL | | | | | | | | | |
| Indicator | Public | Private | Total | Demographic Data | | | Male | Female | Both |
| Gender parity Index (GER) | | 0.95 | | Pop aged(6-11) | | | 876,299 | 881,277 | 1,757,576 |
| Gender parity Index (NER) | | 0.94 | | Pop aged 6 | | | 159,492 | 159,802 | 319,294 |
| Gender Gap (Gross) | | -6.52 | | Pop aged 11 | | | 134,218 | 135,460 | 269,678 |
| % Female Pupil | 48.83 | 47.08 | 48.75 | Gross enrolment ratio | | | 120.40 | 113.88 | 117.13 |
| Pupil/Teacher Ratio | 71.60 | 45.12 | 69.71 | Completion Rate | | | 102.66 | 88.31 | 95.45 |
| Pupil/Qualified Teacher Ratio | 90.25 | 75.86 | 89.47 | Net Enrolment Ratio | | | 110.06 | 103.55 | 106.80 |
| Pupil Classroom Ratio | | 95.08 | | Survival rate | | | | | |
| Pupil Good Classroom Ratio | | 98.75 | | | | | | | |
| Teacher/Classroom Ratio | | 1.36 | | | | | | | |
| ALL SCHOOLS | | | PUBLIC SCHOOL | | | PRIVATE SCHOOL | | | |
| | Male | Female | Total | Male | Female | Total | Male | Female | Total |
| Enrolment in Primary | 1,055,085 | 1,003,591 | 2,058,676 | 1,004,698 | 958,770 | 1,963,468 | 50,387 | 44,821 | 95,208 |
| Aged(6-11) | 964,472 | 912,553 | 1,877,025 | 918,281 | 871,582 | 1,789,863 | 46,191 | 40,971 | 87,162 |
| Enrolment in (Pry) 1 | 218,426 | 244,771 | 463,197 | 206,251 | 233,839 | 440,090 | 12,175 | 10,932 | 23,107 |
| Enrolment in (Pry) 6 | 137,784 | 119,626 | 257,410 | 134,699 | 116,973 | 251,672 | 3,085 | 2,653 | 5,738 |
| Number of Teachers | 21,874 | 7,659 | 29,533 | 20,606 | 6,817 | 27,423 | 1,268 | 842 | 2,110 |
| No. of Qualified Teachers | 16,589 | 6,421 | 23,010 | 15,849 | 5,906 | 21,755 | 740 | 515 | 1,255 |
| % Qualified Teachers | 75.84 | 83.84 | 77.91 | 76.91 | 86.64 | 79.33 | 58.36 | 61.16 | 59.48 |
| Total No. of class rooms | | 21651 | | | 15772 | | | 5879 | |
| Total No. of Good class rooms | | 20847 | | | 15159 | | | 5688 | |
| JUNIOR SECONDARY SCHOOL | | | | | | | | | |
| Indicator | Public | Private | Total | Demographic Data | | | Male | Female | Both |
| Gender parity Index (GER) | | 0.85 | | Pop aged(12-14) | | | 366,975 | 355,575 | 722,550 |
| Gender parity Index (NER) | | 0.89 | | Pop aged 12 | | | 130,344 | 131,738 | 262,082 |
| Gender Gap (Gross) | | -8.14 | | Pop aged 14 | | | 115,582 | 109,418 | 225,000 |
| % Female Pupil | 44.37 | 49.26 | 45.26 | Gross enrolment ratio | | | 55.46 | 47.32 | 51.45 |
| Pupil/Teacher Ratio | 72.49 | 27.79 | 56.09 | Completion Rate | | | 51.76 | 43.47 | 47.73 |
| Pupil/Qualified Teacher Ratio | 92.02 | 39.25 | 73.96 | Net Enrolment Ratio | | | 43.77 | 38.94 | 41.39 |
| Pupil Classroom Ratio | | 50.21 | | Survival rate | | | | | |
| Pupil Good Classroom Ratio | | 52.67 | | | | | | | |
| Teacher/Classroom Ratio | | 0.90 | | | | | | | |
| ALL SCHOOLS | | | PUBLIC SCHOOL | | | PRIVATE SCHOOL | | | |
| | Male | Female | Total | Male | Female | Total | Male | Female | Total |
| Enrolment in JSS | 203,518 | 168,257 | 371,775 | 169,245 | 134,979 | 304,224 | 34,273 | 33,278 | 67,551 |
| Aged(12-14) | 160,607 | 138,460 | 299,067 | 133,329 | 111,939 | 245,268 | 27,278 | 26,521 | 53,799 |
| Enrolment in (JSS) 1 | 77,587 | 65,313 | 142,900 | 63,491 | 51,511 | 115,002 | 14,096 | 13,802 | 27,898 |
| Enrolment in (JSS) 3 | 59,821 | 47,564 | 107,385 | 51,929 | 40,075 | 92,004 | 7,892 | 7,489 | 15,381 |
| Number of Teachers | 5,075 | 1,553 | 6,628 | 3,325 | 872 | 4,197 | 1,750 | 681 | 2,431 |
| No. of Qualified Teachers | 3,922 | 1,105 | 5,027 | 2,623 | 683 | 3,306 | 1,299 | 422 | 1,721 |
| % Qualified Teachers | 77.28 | 71.15 | 75.84 | 78.89 | 78.33 | 78.77 | 74.23 | 61.97 | 70.79 |
| Total No. of class rooms | | 7405 | | | 3884 | | | 3521 | |
| Total No. of Good class rooms | | 7059 | | | 3711 | | | 3348 | |
| SENIOR SECONDARY SCHOOL | | | | | | | | | |
| Indicator | Public | Private | Total | Demographic Data | | | Male | Female | Both |
| Gender parity Index (GER) | | 0.72 | | Pop aged(15-17) | | | 332,101 | 313,782 | 645,883 |
| Gender parity Index (NER) | | 0.76 | | Pop aged 15 | | | 112,028 | 106,037 | 218,065 |
| Gender Gap (Gross) | | -11.47 | | Pop aged 17 | | | 109,518 | 103,313 | 212,831 |
| % Female Pupil | 39.69 | 46.33 | 40.37 | Gross enrolment ratio | | | 40.48 | 29.01 | 34.91 |
| Pupil/Teacher Ratio | 52.65 | 15.60 | 42.33 | Completion Rate | | | 36.22 | 24.93 | 30.74 |
| Pupil/Qualified Teacher Ratio | 71.09 | 19.30 | 55.73 | Net Enrolment Ratio | | | 29.79 | 22.57 | 26.29 |
| Pupil Classroom Ratio | | 45 | | Survival rate | | | | | |
| Pupil Good Classroom Ratio | | 47 | | | | | | | |
| Teacher/Classroom Ratio | | 1 | | | | | | | |
| ALL SCHOOLS | | | PUBLIC SCHOOL | | | PRIVATE SCHOOL | | | |
| | Male | Female | Total | Male | Female | Total | Male | Female | Total |
| Enrolment in SSS | 134,445 | 91,027 | 225,472 | 122,018 | 80,298 | 202,316 | 12,427 | 10,729 | 23,156 |
| Aged(15-17) | 98,943 | 70,835 | 169,778 | 89,215 | 62,535 | 151,750 | 9,728 | 8,300 | 18,028 |
| Enrolment in (SSS) 1 | 49,905 | 34,845 | 84,750 | 44,891 | 30,419 | 75,310 | 5,014 | 4,426 | 9,440 |
| Enrolment in (SSS) 3 | 39,670 | 25,755 | 65,425 | 36,243 | 23,074 | 59,317 | 3,427 | 2,681 | 6,108 |
| Number of Teachers | 4,471 | 856 | 5,327 | 3,163 | 680 | 3,843 | 1,308 | 176 | 1,484 |
| No. of Qualified Teachers | 3,431 | 615 | 4,046 | 2,370 | 476 | 2,846 | 1,061 | 139 | 1,200 |
| % Qualified Teachers | 76.74 | 71.85 | 75.95 | 74.93 | 70.00 | 74.06 | 81.12 | 78.98 | 80.86 |
| Total No. of class rooms | | 5011 | | | 3177 | | | 1834 | |
| Total No. of Good class rooms | | 4818 | | | 3058 | | | 1760 | |

Kebbi State Basic and Post-Basic Education Indicators

| PRE-PRIMARY SCHOOL | | | | | | | | | |
|-------------------------------|---------|---------|---------------|-----------------------|---------|----------------|---------|---------|---------|
| Indicator | Public | Private | Total | Demographic Data | | | Male | Female | Both |
| Gender parity Index (GER) | | 0.68 | | Pop aged(3-5) | | | 256,773 | 262,775 | 519,548 |
| Gender parity Index (NER) | | 0.74 | | Pop aged 3 | | | 88,525 | 90,416 | 178,941 |
| Gender Gap (Gross) | | -10.92 | | Pop aged 5 | | | 82,776 | 84,883 | 167,659 |
| % Female Pupil | 43.78 | 40.17 | 41.00 | Gross enrolment ratio | | | 34.0 | 23.1 | 28.5 |
| Pupil/Teacher Ratio | 86.65 | 70.96 | 74.04 | Completion Rate | | | 41.42 | 26.58 | 33.90 |
| Pupil/Qualified Teacher Ratio | 118.24 | 70.96 | 78.14 | Net Enrolment Ratio | | | 21.29 | 15.81 | 18.52 |
| Pupil Classroom Ratio | | 137.11 | | Survival rate | | | | | |
| Pupil Good Classroom Ratio | | 234.30 | | | | | | | |
| Teacher/Classroom Ratio | | 1.85 | | | | | | | |
| ALL SCHOOLS | | | PUBLIC SCHOOL | | | PRIVATE SCHOOL | | | |
| | Male | Female | Total | Male | Female | Total | Male | Female | Total |
| Enrolment in Pre-primary | 87,367 | 60,713 | 148,080 | 19,146 | 14,908 | 34,054 | 68,221 | 45,805 | 114,026 |
| Aged(3-5) | 54,658 | 41,555 | 96,213 | 11,102 | 9,947 | 21,049 | 43,556 | 31,608 | 75,164 |
| Enrolment in (Nur) 1 | 22,509 | 14,312 | 36,821 | 5,325 | 3,859 | 9,184 | 17,184 | 10,453 | 27,637 |
| Enrolment in (Nur) 3 | 34,282 | 22,561 | 56,843 | 4,604 | 3,574 | 8,178 | 29,678 | 18,987 | 48,665 |
| Number of Teachers | 1,649 | 351 | 2,000 | 307 | 86 | 393 | 1,342 | 265 | 1,607 |
| No. of Qualified Teachers | 1,612 | 283 | 1,895 | 270 | 18 | 288 | 1,342 | 265 | 1,607 |
| % Qualified Teachers | 97.76 | 80.63 | 94.75 | 87.95 | 20.93 | 73.28 | 100.00 | 100.00 | 100.00 |
| Total No. of class rooms | | 1080 | | | 846 | | | 234 | |
| Total No. of Good class rooms | | 632 | | | 450 | | | 182 | |
| PRIMARY SCHOOL | | | | | | | | | |
| Indicator | Public | Private | Total | Demographic Data | | | Male | Female | Both |
| Gender parity Index (GER) | | 0.61 | | Pop aged(6-11) | | | 433,914 | 447,564 | 881,478 |
| Gender parity Index (NER) | | 0.60 | | Pop aged 6 | | | 80,336 | 82,526 | 162,862 |
| Gender Gap (Gross) | | -30.23 | | Pop aged 11 | | | 64,757 | 67,071 | 131,828 |
| % Female Pupil | 38.14 | 46.94 | 38.58 | Gross enrolment ratio | | | 77.29 | 47.06 | 61.94 |
| Pupil/Teacher Ratio | 34.68 | 22.09 | 33.71 | Completion Rate | | | 55.44 | 33.47 | 44.26 |
| Pupil/Qualified Teacher Ratio | 48.54 | 37.41 | 47.82 | Net Enrolment Ratio | | | 74.98 | 45.04 | 59.77 |
| Pupil Classroom Ratio | | 353.64 | | Survival rate | | | | | |
| Pupil Good Classroom Ratio | | 371.19 | | | | | | | |
| Teacher/Classroom Ratio | | 10.49 | | | | | | | |
| ALL SCHOOLS | | | PUBLIC SCHOOL | | | PRIVATE SCHOOL | | | |
| | Male | Female | Total | Male | Female | Total | Male | Female | Total |
| Enrolment in Primary | 335,375 | 210,643 | 546,018 | 320,828 | 197,772 | 518,600 | 14,547 | 12,871 | 27,418 |
| Aged(6-11) | 325,328 | 201,573 | 526,901 | 312,484 | 190,171 | 502,655 | 12,844 | 11,402 | 24,246 |
| Enrolment in (Pry) 1 | 78,943 | 50,189 | 129,132 | 75,205 | 46,946 | 122,151 | 3,738 | 3,243 | 6,981 |
| Enrolment in (Pry) 6 | 35,899 | 22,447 | 58,346 | 35,162 | 21,787 | 56,949 | 737 | 660 | 1,397 |
| Number of Teachers | 4,502 | 11,694 | 16,196 | 3,753 | 11,202 | 14,955 | 749 | 492 | 1,241 |
| No. of Qualified Teachers | 3,378 | 8,040 | 11,418 | 2,941 | 7,744 | 10,685 | 437 | 296 | 733 |
| % Qualified Teachers | 75.03 | 68.75 | 70.50 | 78.36 | 69.13 | 71.45 | 58.34 | 60.16 | 59.07 |
| Total No. of class rooms | | 1544 | | | 31 | | | 1513 | |
| Total No. of Good class rooms | | 1471 | | | 21 | | | 1450 | |
| JUNIOR SECONDARY SCHOOL | | | | | | | | | |
| Indicator | Public | Private | Total | Demographic Data | | | Male | Female | Both |
| Gender parity Index (GER) | | 0.61 | | Pop aged(12-14) | | | 195,800 | 195,676 | 391,476 |
| Gender parity Index (NER) | | 0.61 | | Pop aged 12 | | | 62,848 | 65,198 | 128,046 |
| Gender Gap (Gross) | | -17.23 | | Pop aged 14 | | | 64,687 | 63,568 | 128,255 |
| % Female Pupil | 37.30 | 48.23 | 38.04 | Gross enrolment ratio | | | 44.67 | 27.45 | 36.06 |
| Pupil/Teacher Ratio | 31.15 | 9.14 | 26.78 | Completion Rate | | | 41.15 | 25.97 | 33.63 |
| Pupil/Qualified Teacher Ratio | 42.04 | 17.24 | 38.31 | Net Enrolment Ratio | | | 32.95 | 20.23 | 26.59 |
| Pupil Classroom Ratio | | | | Survival rate | | | | | |
| Pupil Good Classroom Ratio | | | | | | | | | |
| Teacher/Classroom Ratio | | | | | | | | | |
| ALL SCHOOLS | | | PUBLIC SCHOOL | | | PRIVATE SCHOOL | | | |
| | Male | Female | Total | Male | Female | Total | Male | Female | Total |
| Enrolment in JSS | 87,468 | 53,706 | 141,174 | 82,524 | 49,100 | 131,624 | 4,944 | 4,606 | 9,550 |
| Aged(12-14) | 64,520 | 39,586 | 104,106 | 60,950 | 36,315 | 97,265 | 3,570 | 3,271 | 6,841 |
| Enrolment in (JSS) 1 | 31,312 | 19,881 | 51,193 | 29,361 | 17,999 | 47,360 | 1,951 | 1,882 | 3,833 |
| Enrolment in (JSS) 3 | 26,619 | 16,508 | 43,127 | 25,305 | 15,274 | 40,579 | 1,314 | 1,234 | 2,548 |
| Number of Teachers | 3,904 | 1,367 | 5,271 | 3,135 | 1,091 | 4,226 | 769 | 276 | 1,045 |
| No. of Qualified Teachers | 2,719 | 966 | 3,685 | 2,307 | 824 | 3,131 | 412 | 142 | 554 |
| % Qualified Teachers | 69.65 | 70.67 | 69.91 | 73.59 | 75.53 | 74.09 | 53.58 | 51.45 | 53.01 |
| Total No. of class rooms | | | | | | | | | |
| Total No. of Good class rooms | | | | | | | | | |
| SENIOR SECONDARY SCHOOL | | | | | | | | | |
| Indicator | Public | Private | Total | Demographic Data | | | Male | Female | Both |
| Gender parity Index (GER) | | 0.79 | | Pop aged(15-17) | | | 185,035 | 181,588 | 366,623 |
| Gender parity Index (NER) | | 0.76 | | Pop aged 15 | | | 62,514 | 61,446 | 123,960 |
| Gender Gap (Gross) | | -8.9 | | Pop aged 17 | | | 60,937 | 59,718 | 120,655 |
| % Female Pupil | 43.56 | 45.07 | 43.60 | Gross enrolment ratio | | | 42.0 | 33.1 | 37.6 |
| Pupil/Teacher Ratio | 48.32 | 10.44 | 43.95 | Completion Rate | | | 43.3 | 33.2 | 38.3 |
| Pupil/Qualified Teacher Ratio | 218.82 | 14.83 | 158.89 | Net Enrolment Ratio | | | 26.2 | 20.1 | 23.2 |
| Pupil Classroom Ratio | | 96 | | Survival rate | | | | | |
| Pupil Good Classroom Ratio | | 121 | | | | | | | |
| Teacher/Classroom Ratio | | 2 | | | | | | | |
| ALL SCHOOLS | | | PUBLIC SCHOOL | | | PRIVATE SCHOOL | | | |
| | Male | Female | Total | Male | Female | Total | Male | Female | Total |
| Enrolment in Pre-primary | 77,780 | 60,137 | 137,917 | 75,703 | 58,433 | 134,136 | 2,077 | 1,704 | 3,781 |
| Aged(15-17) | 48,544 | 36,416 | 84,960 | 47,485 | 35,399 | 82,884 | 1,059 | 1,017 | 2,076 |
| Enrolment in (SSS) 1 | 24,442 | 20,262 | 44,704 | 23,679 | 19,567 | 43,246 | 763 | 695 | 1,458 |
| Enrolment in (SSS) 3 | 26,414 | 19,804 | 46,218 | 25,679 | 19,212 | 44,891 | 735 | 592 | 1,327 |
| Number of Teachers | 1,957 | 1,181 | 3,138 | 1,728 | 1,048 | 2,776 | 229 | 133 | 362 |
| No. of Qualified Teachers | 569 | 299 | 868 | 414 | 199 | 613 | 155 | 100 | 255 |
| % Qualified Teachers | 29.08 | 25.32 | 27.66 | 23.96 | 18.99 | 22.08 | 67.69 | 75.19 | 70.44 |
| Total No. of class rooms | | 1438 | | | 1294 | | | 144 | |
| Total No. of Good class rooms | | 1138 | | | 1031 | | | 107 | |

Kogi State Basic and Post-Basic Education Indicators

| PRE-PRIMARY SCHOOL | | | | | | | | | |
|-------------------------------|---------|---------|---------------|-----------------------|---------|----------------|---------|---------|---------|
| Indicator | Public | Private | Total | Demographic Data | | | Male | Female | Both |
| Gender parity Index (GER) | | 1.01 | | Pop aged(3-5) | | | 166,321 | 167,129 | 333,450 |
| Gender parity Index (NER) | | 0.93 | | Pop aged 3 | | | 59,182 | 59,376 | 118,558 |
| Gender Gap (Gross) | | 0.14 | | Pop aged 5 | | | 51,805 | 52,146 | 103,951 |
| % Female Pupil | 51.09 | 49.96 | 50.41 | Gross enrolment ratio | | | 12.4 | 12.6 | 12.5 |
| Pupil/Teacher Ratio | 2.27 | 9.40 | 4.18 | Completion Rate | | | 4.84 | 4.91 | 4.87 |
| Pupil/Qualified Teacher Ratio | 3.97 | 75.03 | 9.23 | Net Enrolment Ratio | | | 9.27 | 8.59 | 8.93 |
| Pupil Classroom Ratio | | 6.46 | | Survival rate | | | | | |
| Pupil Good Classroom Ratio | | 11.96 | | | | | | | |
| Teacher/Classroom Ratio | | 1.55 | | | | | | | |
| ALL SCHOOLS | | | PUBLIC SCHOOL | | | PRIVATE SCHOOL | | | |
| | Male | Female | Total | Male | Female | Total | Male | Female | Total |
| Enrolment in Pre-primary | 20,653 | 20,994 | 41,647 | 8,113 | 8,473 | 16,586 | 12,540 | 12,521 | 25,061 |
| Aged(3-5) | 15,421 | 14,360 | 29,781 | 7,382 | 7,718 | 15,100 | 8,039 | 6,642 | 14,681 |
| Enrolment in (Nur) 1 | 8,042 | 8,152 | 16,193 | 3,573 | 3,796 | 7,368 | 4,469 | 4,356 | 8,825 |
| Enrolment in (Nur) 3 | 2,505 | 2,560 | 5,065 | 1,400 | 1,565 | 2,965 | 1,105 | 995 | 2,100 |
| Number of Teachers | 3,601 | 6,367 | 9,968 | 2,784 | 4,517 | 7,301 | 817 | 1,850 | 2,667 |
| No. of Qualified Teachers | 1,624 | 2,888 | 4,512 | 1,504 | 2,674 | 4,178 | 120 | 214 | 334 |
| % Qualified Teachers | 45.10 | 45.36 | 45.26 | 54.02 | 59.20 | 57.23 | 14.69 | 11.57 | 12.52 |
| Total No. of class rooms | | 6451 | | | 2420 | | | 4031 | |
| Total No. of Good class rooms | | 3482 | | | 1931 | | | 1551 | |
| PRIMARY SCHOOL | | | | | | | | | |
| Indicator | Public | Private | Total | Demographic Data | | | Male | Female | Both |
| Gender parity Index (GER) | | 0.99 | | Pop aged(6-11) | | | 264,529 | 267,456 | 531,985 |
| Gender parity Index (NER) | | 0.99 | | Pop aged 6 | | | 48,491 | 48,877 | 97,368 |
| Gender Gap (Gross) | | -0.39 | | Pop aged 11 | | | 39,856 | 40,414 | 80,270 |
| % Female Pupil | 50.14 | 50.08 | 50.13 | Gross enrolment ratio | | | 68.17 | 67.78 | 67.97 |
| Pupil/Teacher Ratio | 10.96 | 12.25 | 11.21 | Completion Rate | | | 60.20 | 58.01 | 59.10 |
| Pupil/Qualified Teacher Ratio | 20.01 | 17.67 | 19.48 | Net Enrolment Ratio | | | 61.34 | 60.84 | 61.09 |
| Pupil Classroom Ratio | | 56.05 | | Survival rate | | | | | |
| Pupil Good Classroom Ratio | | 103.85 | | | | | | | |
| Teacher/Classroom Ratio | | 5.00 | | | | | | | |
| ALL SCHOOLS | | | PUBLIC SCHOOL | | | PRIVATE SCHOOL | | | |
| | Male | Female | Total | Male | Female | Total | Male | Female | Total |
| Enrolment in Primary | 180,322 | 181,275 | 361,597 | 142,963 | 143,793 | 286,756 | 37,359 | 37,482 | 74,841 |
| Aged(6-11) | 162,270 | 162,732 | 325,002 | 128,911 | 131,111 | 260,022 | 33,359 | 31,621 | 64,980 |
| Enrolment in (Pry) 1 | 34,206 | 34,250 | 68,456 | 28,247 | 28,337 | 56,584 | 5,959 | 5,913 | 11,872 |
| Enrolment in (Pry) 6 | 23,992 | 23,445 | 47,437 | 20,693 | 20,026 | 40,719 | 3,299 | 3,419 | 6,718 |
| Number of Teachers | 14,416 | 17,847 | 32,263 | 11,880 | 14,275 | 26,155 | 2,536 | 3,572 | 6,108 |
| No. of Qualified Teachers | 8,038 | 10,526 | 18,564 | 6,487 | 7,842 | 14,329 | 1,551 | 2,684 | 4,235 |
| % Qualified Teachers | 55.76 | 58.98 | 57.54 | 54.60 | 54.94 | 54.78 | 61.16 | 75.14 | 69.34 |
| Total No. of class rooms | | 6451 | | | 2420 | | | 4031 | |
| Total No. of Good class rooms | | 3482 | | | 1931 | | | 1551 | |
| JUNIOR SECONDARY SCHOOL | | | | | | | | | |
| Indicator | Public | Private | Total | Demographic Data | | | Male | Female | Both |
| Gender parity Index (GER) | | 0.96 | | Pop aged(12-14) | | | 152,095 | 148,022 | 300,117 |
| Gender parity Index (NER) | | 0.97 | | Pop aged 12 | | | 38,404 | 38,991 | 77,395 |
| Gender Gap (Gross) | | -1.09 | | Pop aged 14 | | | 55,710 | 53,574 | 109,284 |
| % Female Pupil | 46.67 | 51.41 | 48.29 | Gross enrolment ratio | | | 26.92 | 25.83 | 26.38 |
| Pupil/Teacher Ratio | 9.27 | 8.20 | 8.88 | Completion Rate | | | 24.85 | 23.43 | 24.15 |
| Pupil/Qualified Teacher Ratio | 11.98 | 12.16 | 12.04 | Net Enrolment Ratio | | | 18.38 | 17.87 | 18.13 |
| Pupil Classroom Ratio | | 29.13 | | Survival rate | | | | | |
| Pupil Good Classroom Ratio | | 47.90 | | | | | | | |
| Teacher/Classroom Ratio | | 3.28 | | | | | | | |
| ALL SCHOOLS | | | PUBLIC SCHOOL | | | PRIVATE SCHOOL | | | |
| | Male | Female | Total | Male | Female | Total | Male | Female | Total |
| Enrolment in JSS | 40,944 | 38,232 | 79,176 | 27,847 | 24,374 | 52,221 | 13,097 | 13,858 | 26,955 |
| Aged(12-14) | 27,958 | 26,450 | 54,408 | 19,551 | 17,767 | 37,318 | 8,407 | 8,683 | 17,090 |
| Enrolment in (JSS) 1 | 13,329 | 12,439 | 25,768 | 9,192 | 8,026 | 17,218 | 4,137 | 4,413 | 8,550 |
| Enrolment in (JSS) 3 | 13,844 | 12,553 | 26,397 | 9,458 | 8,128 | 17,586 | 4,386 | 4,425 | 8,811 |
| Number of Teachers | 5,398 | 3,521 | 8,919 | 3,390 | 2,242 | 5,632 | 2,008 | 1,279 | 3,287 |
| No. of Qualified Teachers | 3,774 | 2,803 | 6,577 | 2,483 | 1,877 | 4,360 | 1,291 | 926 | 2,217 |
| % Qualified Teachers | 69.91 | 79.61 | 73.74 | 73.24 | 83.72 | 77.41 | 64.29 | 72.40 | 67.45 |
| Total No. of class rooms | | 2718 | | | 2413 | | | 305 | |
| Total No. of Good class rooms | | 1653 | | | 1371 | | | 282 | |
| SENIOR SECONDARY SCHOOL | | | | | | | | | |
| Indicator | Public | Private | Total | Demographic Data | | | Male | Female | Both |
| Gender parity Index (GER) | | 1.20 | | Pop aged(15-17) | | | 160,933 | 154,624 | 315,557 |
| Gender parity Index (NER) | | 1.27 | | Pop aged 15 | | | 54,175 | 52,126 | 106,301 |
| Gender Gap (Gross) | | 4.6 | | Pop aged 17 | | | 53,172 | 51,022 | 104,194 |
| % Female Pupil | | | | Gross enrolment ratio | | | 23.3 | 28.0 | 25.6 |
| Pupil/Teacher Ratio | 12.81 | 9.56 | 11.07 | Completion Rate | | | 23.6 | 31.4 | 27.4 |
| Pupil/Qualified Teacher Ratio | 15.64 | 16.36 | 15.96 | Net Enrolment Ratio | | | 18.8 | 23.7 | 21.2 |
| Pupil Classroom Ratio | | 39 | | Survival rate | | | | | |
| Pupil Good Classroom Ratio | | 72 | | | | | | | |
| Teacher/Classroom Ratio | | 4 | | | | | | | |
| ALL SCHOOLS | | | PUBLIC SCHOOL | | | PRIVATE SCHOOL | | | |
| | Male | Female | Total | Male | Female | Total | Male | Female | Total |
| Enrolment in Pre-primary | 37,559 | 43,228 | 80,787 | 23,138 | 20,313 | 43,451 | 14,421 | 22,915 | 37,336 |
| Aged(15-17) | 30,189 | 36,706 | 66,895 | 17,012 | 15,297 | 32,309 | 13,177 | 21,409 | 34,586 |
| Enrolment in (SSS) 1 | 12,768 | 12,928 | 25,696 | 7,836 | 6,814 | 14,650 | 4,932 | 6,114 | 11,046 |
| Enrolment in (SSS) 3 | 12,567 | 16,003 | 28,570 | 7,900 | 7,062 | 14,962 | 4,667 | 8,941 | 13,608 |
| Number of Teachers | 4,557 | 2,742 | 7,299 | 2,144 | 1,248 | 3,392 | 2,413 | 1,494 | 3,907 |
| No. of Qualified Teachers | 3,047 | 2,014 | 5,061 | 1,730 | 1,049 | 2,779 | 1,317 | 965 | 2,282 |
| % Qualified Teachers | 66.86 | 73.45 | 69.34 | 80.69 | 84.05 | 81.93 | 54.58 | 64.59 | 58.41 |
| Total No. of class rooms | | 2073 | | | 2064 | | | 9 | |
| Total No. of Good class rooms | | 1118 | | | 1114 | | | 4 | |

Kwara State Basic and Post-Basic Education Indicators

| PRE-PRIMARY SCHOOL | | | | | | | | | |
|-------------------------------|---------|---------|---------------|-----------------------|--------|----------------|---------|---------|---------|
| Indicator | Public | Private | Total | Demographic Data | | | Male | Female | Both |
| Gender parity Index (GER) | | 0.95 | | Pop aged(3-5) | | | 146,646 | 148,825 | 295,471 |
| Gender parity Index (NER) | | 0.96 | | Pop aged 3 | | | 50,644 | 51,276 | 101,920 |
| Gender Gap (Gross) | | -1.71 | | Pop aged 5 | | | 47,199 | 48,010 | 95,209 |
| % Female Pupil | 48.83 | 49.39 | 49.18 | Gross enrolment ratio | | | 37.0 | 35.3 | 36.2 |
| Pupil/Teacher Ratio | 177.14 | 11.49 | 17.52 | Completion Rate | | | 9.38 | 8.87 | 9.12 |
| Pupil/Qualified Teacher Ratio | 247.33 | 15.28 | 23.35 | Net Enrolment Ratio | | | 27.12 | 25.95 | 26.53 |
| Pupil Classroom Ratio | | 7.64 | | Survival rate | | | | | |
| Pupil Good Classroom Ratio | | 9.93 | | | | | | | |
| Teacher/Classroom Ratio | | 0.44 | | | | | | | |
| ALL SCHOOLS | | | PUBLIC SCHOOL | | | PRIVATE SCHOOL | | | |
| | Male | Female | Total | Male | Female | Total | Male | Female | Total |
| Enrolment in Pre-primary | 54,288 | 52,544 | 106,832 | 20,124 | 19,202 | 39,326 | 34,164 | 33,342 | 67,506 |
| Aged(3-5) | 39,769 | 38,626 | 78,395 | 15,307 | 14,487 | 29,794 | 24,462 | 24,139 | 48,601 |
| Enrolment in (Nur) 1 | 15,602 | 14,841 | 30,443 | 6,206 | 5,950 | 12,156 | 9,396 | 8,891 | 18,287 |
| Enrolment in (Nur) 3 | 4,427 | 4,259 | 8,686 | 2,510 | 2,341 | 4,851 | 1,917 | 1,918 | 3,835 |
| Number of Teachers | 708 | 5,389 | 6,097 | 35 | 187 | 222 | 673 | 5,202 | 5,875 |
| No. of Qualified Teachers | 458 | 4,118 | 4,576 | 10 | 149 | 159 | 448 | 3,969 | 4,417 |
| % Qualified Teachers | 64.69 | 76.41 | 75.05 | 28.57 | 79.68 | 71.62 | 66.57 | 76.30 | 75.18 |
| Total No. of class rooms | | 13992 | | | 8703 | | | 5289 | |
| Total No. of Good class rooms | | 10755 | | | 5841 | | | 4914 | |
| PRIMARY SCHOOL | | | | | | | | | |
| Indicator | Public | Private | Total | Demographic Data | | | Male | Female | Both |
| Gender parity Index (GER) | | 0.91 | | Pop aged(6-11) | | | 247,171 | 252,763 | 499,934 |
| Gender parity Index (NER) | | 0.91 | | Pop aged 6 | | | 45,746 | 46,617 | 92,363 |
| Gender Gap (Gross) | | -5.16 | | Pop aged 11 | | | 36,645 | 37,600 | 74,245 |
| % Female Pupil | 47.65 | 49.20 | 48.15 | Gross enrolment ratio | | | 56.22 | 51.06 | 53.61 |
| Pupil/Teacher Ratio | 14.94 | 10.58 | 13.19 | Completion Rate | | | 41.82 | 37.14 | 39.45 |
| Pupil/Qualified Teacher Ratio | 16.60 | 11.69 | 14.61 | Net Enrolment Ratio | | | 49.24 | 44.75 | 46.97 |
| Pupil Classroom Ratio | | 16.61 | | Survival rate | | | | | |
| Pupil Good Classroom Ratio | | 17.76 | | | | | | | |
| Teacher/Classroom Ratio | | 1.26 | | | | | | | |
| ALL SCHOOLS | | | PUBLIC SCHOOL | | | PRIVATE SCHOOL | | | |
| | Male | Female | Total | Male | Female | Total | Male | Female | Total |
| Enrolment in Primary | 138,968 | 129,063 | 268,031 | 94,916 | 86,390 | 181,306 | 44,052 | 42,673 | 86,725 |
| Aged(6-11) | 121,702 | 113,114 | 234,816 | 81,778 | 74,375 | 156,153 | 39,924 | 38,739 | 78,663 |
| Enrolment in (Pry) 1 | 28,755 | 26,351 | 55,106 | 18,332 | 16,326 | 34,658 | 10,423 | 10,025 | 20,448 |
| Enrolment in (Pry) 6 | 15,325 | 13,964 | 29,289 | 14,071 | 12,797 | 26,868 | 1,254 | 1,167 | 2,421 |
| Number of Teachers | 7,630 | 12,698 | 20,328 | 4,869 | 7,265 | 12,134 | 2,761 | 5,433 | 8,194 |
| No. of Qualified Teachers | 6,552 | 11,788 | 18,340 | 4,065 | 6,855 | 10,920 | 2,487 | 4,933 | 7,420 |
| % Qualified Teachers | 85.87 | 92.83 | 90.22 | 83.49 | 94.36 | 90.00 | 90.08 | 90.80 | 90.55 |
| Total No. of class rooms | | 16138 | | | 8545 | | | 7593 | |
| Total No. of Good class rooms | | 15096 | | | 8085 | | | 7011 | |
| JUNIOR SECONDARY SCHOOL | | | | | | | | | |
| Indicator | Public | Private | Total | Demographic Data | | | Male | Female | Both |
| Gender parity Index (GER) | | 0.97 | | Pop aged(12-14) | | | 115,435 | 114,411 | 229,846 |
| Gender parity Index (NER) | | 0.96 | | Pop aged 12 | | | 35,530 | 36,490 | 72,020 |
| Gender Gap (Gross) | | -1.87 | | Pop aged 14 | | | 38,859 | 37,883 | 76,742 |
| % Female Pupil | 48.94 | 49.08 | 48.96 | Gross enrolment ratio | | | 58.51 | 56.63 | 57.58 |
| Pupil/Teacher Ratio | 11.45 | 5.22 | 9.47 | Completion Rate | | | 56.98 | 54.73 | 55.87 |
| Pupil/Qualified Teacher Ratio | 12.48 | 6.31 | 10.65 | Net Enrolment Ratio | | | 40.81 | 39.36 | 40.09 |
| Pupil Classroom Ratio | | 33.67 | | Survival rate | | | | | |
| Pupil Good Classroom Ratio | | 34.49 | | | | | | | |
| Teacher/Classroom Ratio | | 3.56 | | | | | | | |
| ALL SCHOOLS | | | PUBLIC SCHOOL | | | PRIVATE SCHOOL | | | |
| | Male | Female | Total | Male | Female | Total | Male | Female | Total |
| Enrolment in JSS | 67,538 | 64,796 | 132,334 | 55,721 | 53,408 | 109,129 | 11,817 | 11,388 | 23,205 |
| Aged(12-14) | 47,109 | 45,030 | 92,139 | 39,673 | 38,124 | 77,797 | 7,436 | 6,906 | 14,342 |
| Enrolment in (JSS) 1 | 22,513 | 21,924 | 44,437 | 18,064 | 17,626 | 35,690 | 4,449 | 4,298 | 8,747 |
| Enrolment in (JSS) 3 | 22,140 | 20,735 | 42,875 | 18,744 | 17,430 | 36,174 | 3,396 | 3,305 | 6,701 |
| Number of Teachers | 6,577 | 7,396 | 13,973 | 4,167 | 5,360 | 9,527 | 2,410 | 2,036 | 4,446 |
| No. of Qualified Teachers | 5,802 | 6,622 | 12,424 | 3,730 | 5,015 | 8,745 | 2,072 | 1,607 | 3,679 |
| % Qualified Teachers | 88.22 | 89.53 | 88.91 | 89.51 | 93.56 | 91.79 | 85.98 | 78.93 | 82.75 |
| Total No. of class rooms | | 3930 | | | 2623 | | | 1307 | |
| Total No. of Good class rooms | | 3837 | | | 2577 | | | 1260 | |
| SENIOR SECONDARY SCHOOL | | | | | | | | | |
| Indicator | Public | Private | Total | Demographic Data | | | Male | Female | Both |
| Gender parity Index (GER) | | 0.98 | | Pop aged(15-17) | | | 110,976 | 107,857 | 218,833 |
| Gender parity Index (NER) | | 0.98 | | Pop aged 15 | | | 37,522 | 36,543 | 74,065 |
| Gender Gap (Gross) | | -0.8 | | Pop aged 17 | | | 36519 | 35428 | 71,947 |
| % Female Pupil | | | | Gross enrolment ratio | | | 47.7 | 46.9 | 47.3 |
| Pupil/Teacher Ratio | 11.56 | 12.01 | 11.64 | Completion Rate | | | 42.4 | 41.8 | 42.1 |
| Pupil/Qualified Teacher Ratio | 13.25 | 76.79 | 15.59 | Net Enrolment Ratio | | | 32.6 | 31.9 | 32.2 |
| Pupil Classroom Ratio | | 42 | | Survival rate | | | | | |
| Pupil Good Classroom Ratio | | 43 | | | | | | | |
| Teacher/Classroom Ratio | | 4 | | | | | | | |
| ALL SCHOOLS | | | PUBLIC SCHOOL | | | PRIVATE SCHOOL | | | |
| | Male | Female | Total | Male | Female | Total | Male | Female | Total |
| Enrolment in Pre-primary | 52,944 | 50,627 | 103,571 | 43,398 | 41,359 | 84,757 | 9,546 | 9,268 | 18,814 |
| Aged(15-17) | 36,172 | 34,376 | 70,548 | 30,147 | 28,645 | 58,792 | 6,025 | 5,731 | 11,756 |
| Enrolment in (SSS) 1 | 19,304 | 18,418 | 37,722 | 15,647 | 15,120 | 30,767 | 3,657 | 3,298 | 6,955 |
| Enrolment in (SSS) 3 | 15,490 | 14,818 | 30,308 | 12,788 | 11,970 | 24,758 | 2,702 | 2,848 | 5,550 |
| Number of Teachers | 4,710 | 4,188 | 8,898 | 3,779 | 3,553 | 7,332 | 931 | 635 | 1,566 |
| No. of Qualified Teachers | 3,336 | 3,306 | 6,642 | 3,214 | 3,183 | 6,397 | 122 | 123 | 245 |
| % Qualified Teachers | 70.83 | 78.94 | 74.65 | 85.05 | 89.59 | 87.25 | 13.10 | 19.37 | 15.64 |
| Total No. of class rooms | | 2484 | | | 2484 | | | 0 | |
| Total No. of Good class rooms | | 2389 | | | 2389 | | | 0 | |

Lagos State Basic and Post-Basic Education Indicators

| PRE-PRIMARY SCHOOL | | | | | | | | | |
|-------------------------------|---------|---------|---------------|-----------------------|---------|----------------|---------|---------|-----------|
| Indicator | Public | Private | Total | Demographic Data | | | Male | Female | Both |
| Gender parity Index (GER) | | 1.05 | | Pop aged(3-5) | | | 499,805 | 473,069 | 972,874 |
| Gender parity Index (NER) | | 1.05 | | Pop aged 3 | | | 161,215 | 152,490 | 313,705 |
| Gender Gap (Gross) | | 2.64 | | Pop aged 5 | | | 172,002 | 162,917 | 334,919 |
| % Female Pupil | 48.68 | 49.87 | 49.74 | Gross enrolment ratio | | | 58.3 | 60.9 | 59.5 |
| Pupil/Teacher Ratio | 7.20 | 63.37 | 33.71 | Completion Rate | | | 2.85 | 2.87 | 2.86 |
| Pupil/Qualified Teacher Ratio | 7.66 | 256.30 | 55.00 | Net Enrolment Ratio | | | 37.93 | 39.68 | 38.78 |
| Pupil Classroom Ratio | | 22.29 | | Survival rate | | | | | |
| Pupil Good Classroom Ratio | | 22.66 | | | | | | | |
| Teacher/Classroom Ratio | | 0.66 | | | | | | | |
| ALL SCHOOLS | | | PUBLIC SCHOOL | | | PRIVATE SCHOOL | | | |
| Male | Female | Total | Male | Female | Total | Male | Female | Total | |
| Enrolment in Pre-primary | 291,139 | 288,074 | 579,213 | 33,533 | 31,806 | 65,339 | 257,606 | 256,268 | 513,874 |
| Aged(3-5) | 189,591 | 187,718 | 377,309 | 27,565 | 25,903 | 53,468 | 162,026 | 161,815 | 323,841 |
| Enrolment in (Nur) 1 | 78,390 | 77,551 | 155,941 | 14,230 | 13,384 | 27,614 | 64,160 | 64,167 | 128,327 |
| Enrolment in (Nur) 3 | 4,906 | 4,673 | 9,579 | 1,892 | 1,811 | 3,703 | 3,014 | 2,862 | 5,876 |
| Number of Teachers | 9,387 | 7,797 | 17,184 | 2,280 | 6,795 | 9,075 | 7,107 | 1,002 | 8,109 |
| No. of Qualified Teachers | 3,093 | 7,438 | 10,531 | 2,088 | 6,438 | 8,526 | 1,005 | 1,000 | 2,005 |
| % Qualified Teachers | 32.95 | 95.40 | 61.28 | 91.58 | 94.75 | 93.95 | 14.14 | 99.80 | 24.73 |
| Total No. of class rooms | | 25983 | | | 5907 | | | 20076 | |
| Total No. of Good class rooms | | 25559 | | | 5498 | | | 20061 | |
| PRIMARY SCHOOL | | | | | | | | | |
| Indicator | Public | Private | Total | Demographic Data | | | Male | Female | Both |
| Gender parity Index (GER) | | 1.07 | | Pop aged(6-11) | | | 996,979 | 944,527 | 1,941,506 |
| Gender parity Index (NER) | | 1.03 | | Pop aged 6 | | | 177,080 | 167,753 | 344,833 |
| Gender Gap (Gross) | | 3.07 | | Pop aged 11 | | | 152,821 | 144,774 | 297,595 |
| % Female Pupil | 50.49 | 50.19 | 50.33 | Gross enrolment ratio | | | 44.09 | 47.16 | 45.59 |
| Pupil/Teacher Ratio | 44.55 | 9.38 | 14.70 | Completion Rate | | | 39.36 | 42.54 | 40.91 |
| Pupil/Qualified Teacher Ratio | 47.41 | 9.84 | 15.45 | Net Enrolment Ratio | | | 38.42 | 39.46 | 38.93 |
| Pupil Classroom Ratio | | 34.13 | | Survival rate | | | | | |
| Pupil Good Classroom Ratio | | 34.45 | | | | | | | |
| Teacher/Classroom Ratio | | 2.32 | | | | | | | |
| ALL SCHOOLS | | | PUBLIC SCHOOL | | | PRIVATE SCHOOL | | | |
| Male | Female | Total | Male | Female | Total | Male | Female | Total | |
| Enrolment in Primary | 439,606 | 445,439 | 885,045 | 200,672 | 204,644 | 405,316 | 238,934 | 240,795 | 479,729 |
| Aged(6-11) | 383,062 | 372,686 | 755,748 | 171,966 | 176,478 | 348,444 | 211,096 | 196,208 | 407,304 |
| Enrolment in (Pry) 1 | 74,480 | 74,197 | 148,677 | 24,317 | 23,725 | 48,042 | 50,163 | 50,472 | 100,635 |
| Enrolment in (Pry) 6 | 60,156 | 61,588 | 121,744 | 41,937 | 43,328 | 85,265 | 18,219 | 18,260 | 36,479 |
| Number of Teachers | 15,306 | 44,910 | 60,216 | 2,291 | 6,807 | 9,098 | 13,015 | 38,103 | 51,118 |
| No. of Qualified Teachers | 14,688 | 42,605 | 57,293 | 2,099 | 6,450 | 8,549 | 12,589 | 36,155 | 48,744 |
| % Qualified Teachers | 95.96 | 94.87 | 95.15 | 91.62 | 94.76 | 93.97 | 96.73 | 94.89 | 95.36 |
| Total No. of class rooms | | 25928 | | | 2128 | | | 23800 | |
| Total No. of Good class rooms | | 25689 | | | 2089 | | | 23600 | |
| JUNIOR SECONDARY SCHOOL | | | | | | | | | |
| Indicator | Public | Private | Total | Demographic Data | | | Male | Female | Both |
| Gender parity Index (GER) | | 1.09 | | Pop aged(12-14) | | | 381,450 | 366,509 | 747,959 |
| Gender parity Index (NER) | | 1.15 | | Pop aged 12 | | | 147,887 | 140,091 | 287,978 |
| Gender Gap (Gross) | | 6.39 | | Pop aged 14 | | | 114,068 | 110,849 | 224,917 |
| % Female Pupil | 51.17 | 51.27 | 51.20 | Gross enrolment ratio | | | 69.50 | 75.89 | 72.63 |
| Pupil/Teacher Ratio | 40.71 | 3.99 | 10.47 | Completion Rate | | | 66.91 | 74.01 | 70.41 |
| Pupil/Qualified Teacher Ratio | 41.80 | 5.28 | 13.20 | Net Enrolment Ratio | | | 44.11 | 50.80 | 47.39 |
| Pupil Classroom Ratio | | 19.58 | | Survival rate | | | | | |
| Pupil Good Classroom Ratio | | 19.80 | | | | | | | |
| Teacher/Classroom Ratio | | 1.87 | | | | | | | |
| ALL SCHOOLS | | | PUBLIC SCHOOL | | | PRIVATE SCHOOL | | | |
| Male | Female | Total | Male | Female | Total | Male | Female | Total | |
| Enrolment in JSS | 265,099 | 278,143 | 543,242 | 182,077 | 190,806 | 372,883 | 83,022 | 87,337 | 170,359 |
| Aged(12-14) | 168,241 | 186,182 | 354,423 | 119,915 | 130,627 | 250,542 | 48,326 | 55,555 | 103,881 |
| Enrolment in (JSS) 1 | 98,074 | 100,729 | 198,803 | 70,183 | 71,717 | 141,900 | 27,891 | 29,012 | 56,903 |
| Enrolment in (JSS) 3 | 76,318 | 82,040 | 158,358 | 48,920 | 52,880 | 101,800 | 27,398 | 29,160 | 56,558 |
| Number of Teachers | 17,225 | 34,677 | 51,902 | 2,657 | 6,502 | 9,159 | 14,568 | 28,175 | 42,743 |
| No. of Qualified Teachers | 16,715 | 24,455 | 41,170 | 2,567 | 6,354 | 8,921 | 14,148 | 18,101 | 32,249 |
| % Qualified Teachers | 97.04 | 70.52 | 79.32 | 96.61 | 97.72 | 97.40 | 97.12 | 64.24 | 75.45 |
| Total No. of class rooms | | 27749 | | | 1875 | | | 25874 | |
| Total No. of Good class rooms | | 27437 | | | 1837 | | | 25600 | |
| SENIOR SECONDARY SCHOOL | | | | | | | | | |
| Indicator | Public | Private | Total | Demographic Data | | | Male | Female | Both |
| Gender parity Index (GER) | | 1.07 | | Pop aged(15-17) | | | 328,111 | 319,135 | 647,246 |
| Gender parity Index (NER) | | 1.13 | | Pop aged 15 | | | 110,662 | 107,685 | 218,347 |
| Gender Gap (Gross) | | 4.11 | | Pop aged 17 | | | 108,224 | 105,228 | 213,452 |
| % Female Pupil | 50.93 | 51.09 | 50.99 | Gross enrolment ratio | | | 58.98 | 63.09 | 61.01 |
| Pupil/Teacher Ratio | 26.40 | 2.71 | 6.03 | Completion Rate | | | 43.68 | 47.87 | 45.75 |
| Pupil/Qualified Teacher Ratio | 26.77 | 4.41 | 9.04 | Net Enrolment Ratio | | | 42.18 | 47.64 | 44.87 |
| Pupil Classroom Ratio | | 15 | | Survival rate | | | | | |
| Pupil Good Classroom Ratio | | 15 | | | | | | | |
| Teacher/Classroom Ratio | | 3 | | | | | | | |
| ALL SCHOOLS | | | PUBLIC SCHOOL | | | PRIVATE SCHOOL | | | |
| Male | Female | Total | Male | Female | Total | Male | Female | Total | |
| Enrolment in SSS | 193,530 | 201,354 | 394,884 | 118,883 | 123,372 | 242,255 | 74,647 | 77,982 | 152,629 |
| Aged(15-17) | 138,391 | 152,042 | 290,433 | 77,505 | 82,029 | 159,534 | 60,886 | 70,013 | 130,899 |
| Enrolment in (SSS) 1 | 84,410 | 84,436 | 168,846 | 59,090 | 58,063 | 117,153 | 25,320 | 26,373 | 51,693 |
| Enrolment in (SSS) 3 | 47,270 | 50,375 | 97,645 | 22,869 | 25,349 | 48,218 | 24,401 | 25,026 | 49,427 |
| Number of Teachers | 16,446 | 48,994 | 65,440 | 3,917 | 5,261 | 9,178 | 12,529 | 43,733 | 56,262 |
| No. of Qualified Teachers | 14,013 | 29,663 | 43,676 | 3,835 | 5,213 | 9,048 | 10,178 | 24,450 | 34,628 |
| % Qualified Teachers | 85.21 | 60.54 | 66.74 | 97.91 | 99.09 | 98.58 | 81.24 | 55.91 | 61.55 |
| Total No. of class rooms | | 25928 | | | 2128 | | | 23800 | |
| Total No. of Good class rooms | | 25689 | | | 2089 | | | 23600 | |

| Nassarawa State Basic and Post-Basic Education Indicators | | | | | | | | | |
|---|---------|---------|---------------|-----------------------|---------|----------------|---------|---------|---------|
| PRE-PRIMARY SCHOOL | | | | | | | | | |
| Indicator | Public | Private | Total | Demographic Data | | | Male | Female | Both |
| Gender parity Index (GER) | | 0.93 | | Pop aged(3-5) | | | 120,634 | 123,993 | 244,627 |
| Gender parity Index (NER) | | 0.92 | | Pop aged 3 | | | 41,745 | 42,781 | 84,526 |
| Gender Gap (Gross) | | -4.18 | | Pop aged 5 | | | 38,726 | 39,925 | 78,651 |
| % Female Pupil | 47.66 | 49.08 | 48.78 | Gross enrolment ratio | | | 56.8 | 52.6 | 54.6 |
| Pupil/Teacher Ratio | 5.57 | 12.56 | 9.91 | Completion Rate | | | 27.06 | 25.27 | 26.15 |
| Pupil/Qualified Teacher Ratio | 6.96 | 12.62 | 10.76 | Net Enrolment Ratio | | | 42.72 | 39.21 | 40.94 |
| Pupil Classroom Ratio | | 21.06 | | Survival rate | | | | | |
| Pupil Good Classroom Ratio | | 23.70 | | | | | | | |
| Teacher/Classroom Ratio | | 2.12 | | | | | | | |
| ALL SCHOOLS | | | PUBLIC SCHOOL | | | PRIVATE SCHOOL | | | |
| | Male | Female | Total | Male | Female | Total | Male | Female | Total |
| Enrolment in Pre-primary | 68,467 | 65,193 | 133,660 | 14,870 | 13,543 | 28,413 | 53,597 | 51,650 | 105,247 |
| Aged(3-5) | 51,533 | 48,616 | 100,149 | 9,391 | 8,689 | 18,080 | 42,142 | 39,927 | 82,069 |
| Enrolment in (Nur) 1 | 22,345 | 21,398 | 43,743 | 4,468 | 4,246 | 8,714 | 17,877 | 17,152 | 35,029 |
| Enrolment in (Nur) 3 | 10,479 | 10,089 | 20,568 | 1,653 | 1,506 | 3,159 | 8,826 | 8,583 | 17,409 |
| Number of Teachers | 7,301 | 6,185 | 13,486 | 2,891 | 2,214 | 5,105 | 4,410 | 3,971 | 8,381 |
| No. of Qualified Teachers | 6,745 | 5,674 | 12,419 | 2,347 | 1,734 | 4,081 | 4,398 | 3,940 | 8,338 |
| % Qualified Teachers | 92.38 | 91.74 | 92.09 | 81.18 | 78.32 | 79.94 | 99.73 | 99.22 | 99.49 |
| Total No. of class rooms | | 6347 | | 580 | | | | 5767 | |
| Total No. of Good class rooms | | 5639 | | 288 | | | | 5351 | |
| PRIMARY SCHOOL | | | | | | | | | |
| Indicator | Public | Private | Total | Demographic Data | | | Male | Female | Both |
| Gender parity Index (GER) | | 0.86 | | Pop aged(6-11) | | | 194,991 | 202,182 | 397,173 |
| Gender parity Index (NER) | | 0.86 | | Pop aged 6 | | | 37,396 | 38,630 | 76,026 |
| Gender Gap (Gross) | | -16.49 | | Pop aged 11 | | | 27,873 | 29,009 | 56,882 |
| % Female Pupil | 46.22 | 49.30 | 47.26 | Gross enrolment ratio | | | 121.43 | 104.94 | 113.04 |
| Pupil/Teacher Ratio | 38.94 | 15.53 | 25.78 | Completion Rate | | | 93.19 | 76.37 | 84.61 |
| Pupil/Qualified Teacher Ratio | 43.25 | 19.09 | 30.28 | Net Enrolment Ratio | | | 101.74 | 87.71 | 94.60 |
| Pupil Classroom Ratio | | 27.53 | | Survival rate | | | | | |
| Pupil Good Classroom Ratio | | 38.51 | | | | | | | |
| Teacher/Classroom Ratio | | 1.07 | | | | | | | |
| ALL SCHOOLS | | | PUBLIC SCHOOL | | | PRIVATE SCHOOL | | | |
| | Male | Female | Total | Male | Female | Total | Male | Female | Total |
| Enrolment in Primary | 236,782 | 212,168 | 448,950 | 159,676 | 137,205 | 296,881 | 77,106 | 74,963 | 152,069 |
| Aged(6-11) | 198,385 | 177,326 | 375,711 | 133,097 | 114,059 | 247,156 | 65,288 | 63,267 | 128,555 |
| Enrolment in (Pry) 1 | 50,034 | 44,505 | 94,539 | 32,478 | 27,046 | 59,524 | 17,556 | 17,459 | 35,015 |
| Enrolment in (Pry) 6 | 25,974 | 22,154 | 48,128 | 22,374 | 18,701 | 41,075 | 3,600 | 3,453 | 7,053 |
| Number of Teachers | 10,708 | 6,709 | 17,417 | 4,750 | 2,875 | 7,625 | 5,958 | 3,834 | 9,792 |
| No. of Qualified Teachers | 9,197 | 5,632 | 14,829 | 4,279 | 2,586 | 6,865 | 4,918 | 3,046 | 7,964 |
| % Qualified Teachers | 85.89 | 83.95 | 85.14 | 90.08 | 89.95 | 90.03 | 82.54 | 79.45 | 81.33 |
| Total No. of class rooms | | 16310 | | 8243 | | | | 8067 | |
| Total No. of Good class rooms | | 11657 | | 4123 | | | | 7534 | |
| JUNIOR SECONDARY SCHOOL | | | | | | | | | |
| Indicator | Public | Private | Total | Demographic Data | | | Male | Female | Both |
| Gender parity Index (GER) | | 0.88 | | Pop aged(12-14) | | | 94,574 | 95,822 | 190,396 |
| Gender parity Index (NER) | | 0.86 | | Pop aged 12 | | | 26,942 | 28,071 | 55,013 |
| Gender Gap (Gross) | | -7.59 | | Pop aged 14 | | | 33,091 | 33,061 | 66,152 |
| % Female Pupil | 45.45 | 49.63 | 47.21 | Gross enrolment ratio | | | 64.75 | 57.15 | 60.93 |
| Pupil/Teacher Ratio | 23.61 | 9.71 | 14.73 | Completion Rate | | | 61.85 | 56.15 | 59.00 |
| Pupil/Qualified Teacher Ratio | 26.68 | 10.83 | 16.51 | Net Enrolment Ratio | | | 46.17 | 39.90 | 43.01 |
| Pupil Classroom Ratio | | 34.35 | | Survival rate | | | | | |
| Pupil Good Classroom Ratio | | 43.19 | | | | | | | |
| Teacher/Classroom Ratio | | 2.33 | | | | | | | |
| ALL SCHOOLS | | | PUBLIC SCHOOL | | | PRIVATE SCHOOL | | | |
| | Male | Female | Total | Male | Female | Total | Male | Female | Total |
| Enrolment in JSS | 61,234 | 54,765 | 115,999 | 36,634 | 30,527 | 67,161 | 24,600 | 24,238 | 48,838 |
| Aged(12-14) | 43,663 | 38,233 | 81,896 | 30,538 | 25,479 | 56,017 | 13,125 | 12,754 | 25,879 |
| Enrolment in (JSS) 1 | 20,451 | 17,986 | 38,437 | 11,501 | 8,968 | 20,469 | 8,950 | 9,018 | 17,968 |
| Enrolment in (JSS) 3 | 20,466 | 18,565 | 39,031 | 13,237 | 11,417 | 24,654 | 7,229 | 7,148 | 14,377 |
| Number of Teachers | 5,594 | 2,282 | 7,876 | 2,033 | 812 | 2,845 | 3,561 | 1,470 | 5,031 |
| No. of Qualified Teachers | 4,961 | 2,065 | 7,026 | 1,789 | 728 | 2,517 | 3,172 | 1,337 | 4,509 |
| % Qualified Teachers | 88.68 | 90.49 | 89.21 | 88.00 | 89.66 | 88.47 | 89.08 | 90.95 | 89.62 |
| Total No. of class rooms | | 3377 | | 1284 | | | | 2093 | |
| Total No. of Good class rooms | | 2686 | | 705 | | | | 1981 | |
| SENIOR SECONDARY SCHOOL | | | | | | | | | |
| Indicator | Public | Private | Total | Demographic Data | | | Male | Female | Both |
| Gender parity Index (GER) | | 0.77 | | Pop aged(15-17) | | | 95,296 | 94,593 | 189,889 |
| Gender parity Index (NER) | | 0.76 | | Pop aged 15 | | | 32,126 | 31,993 | 64,119 |
| Gender Gap (Gross) | | -12.5 | | Pop aged 17 | | | 31442 | 31121 | 62,563 |
| % Female Pupil | | | | Gross enrolment ratio | | | 53.4 | 40.9 | 47.2 |
| Pupil/Teacher Ratio | 19.04 | 20.44 | 20.04 | Completion Rate | | | 51.9 | 39.1 | 45.5 |
| Pupil/Qualified Teacher Ratio | 21.54 | 22.94 | 22.54 | Net Enrolment Ratio | | | 37.6 | 28.5 | 33.1 |
| Pupil Classroom Ratio | | 48 | | Survival rate | | | | | |
| Pupil Good Classroom Ratio | | 60 | | | | | | | |
| Teacher/Classroom Ratio | | 2 | | | | | | | |
| ALL SCHOOLS | | | PUBLIC SCHOOL | | | PRIVATE SCHOOL | | | |
| | Male | Female | Total | Male | Female | Total | Male | Female | Total |
| Enrolment in Pre-primary | 50,929 | 38,728 | 89,657 | 14,163 | 10,132 | 24,295 | 36,766 | 28,596 | 65,362 |
| Aged(15-17) | 35,836 | 26,945 | 62,781 | 9,937 | 7,006 | 16,943 | 25,899 | 19,939 | 45,838 |
| Enrolment in (SSS) 1 | 17,208 | 13,153 | 30,361 | 4,233 | 3,698 | 7,931 | 12,975 | 9,455 | 22,430 |
| Enrolment in (SSS) 3 | 16,305 | 12,157 | 28,462 | 5,007 | 3,153 | 8,160 | 11,298 | 9,004 | 20,302 |
| Number of Teachers | 3,300 | 1,174 | 4,474 | 968 | 308 | 1,276 | 2,332 | 866 | 3,198 |
| No. of Qualified Teachers | 2,916 | 1,061 | 3,977 | 850 | 278 | 1,128 | 2,066 | 783 | 2,849 |
| % Qualified Teachers | 88.36 | 90.37 | 88.89 | 87.81 | 90.26 | 88.40 | 88.59 | 90.42 | 89.09 |
| Total No. of class rooms | | 1871 | | 309 | | | | 1562 | |
| Total No. of Good class rooms | | 1482 | | 250 | | | | 1232 | |

Niger State Basic and Post-Basic Education Indicators

| PRE-PRIMARY SCHOOL | | | | | | | | | |
|-------------------------------|---------|---------|---------------|-----------------------|---------|----------------|---------|---------|-----------|
| Indicator | Public | Private | Total | Demographic Data | | | Male | Female | Both |
| Gender parity Index (GER) | | 0.91 | | Pop aged(3-5) | | | 297,259 | 302,544 | 599,803 |
| Gender parity Index (NER) | | 0.91 | | Pop aged 3 | | | 102,023 | 103,548 | 205,571 |
| Gender Gap (Gross) | | -3.04 | | Pop aged 5 | | | 96,212 | 98,200 | 194,412 |
| % Female Pupil | 48.09 | 47.86 | 47.96 | Gross enrolment ratio | | | 32.2 | 29.1 | 30.7 |
| Pupil/Teacher Ratio | 7.48 | 32.52 | 13.10 | Completion Rate | | | 18.55 | 16.32 | 17.43 |
| Pupil/Qualified Teacher Ratio | 8.23 | 39.78 | 14.75 | Net Enrolment Ratio | | | 21.94 | 20.05 | 20.99 |
| Pupil Classroom Ratio | | 64.76 | | Survival rate | | | | | |
| Pupil Good Classroom Ratio | | 75.76 | | | | | | | |
| Teacher/Classroom Ratio | | 4.94 | | | | | | | |
| ALL SCHOOLS | | | PUBLIC SCHOOL | | | PRIVATE SCHOOL | | | |
| | Male | Female | Total | Male | Female | Total | Male | Female | Total |
| Enrolment in Pre-primary | 95,676 | 88,186 | 183,862 | 42,246 | 39,145 | 81,391 | 53,430 | 49,041 | 102,471 |
| Aged(3-5) | 65,225 | 60,667 | 125,892 | 27,172 | 25,363 | 52,535 | 38,053 | 35,304 | 73,357 |
| Enrolment in (Nur) 1 | 31,572 | 29,221 | 60,793 | 14,000 | 13,250 | 27,250 | 17,572 | 15,971 | 33,543 |
| Enrolment in (Nur) 3 | 17,850 | 16,030 | 33,880 | 7,172 | 6,192 | 13,364 | 10,678 | 9,838 | 20,516 |
| Number of Teachers | 6,260 | 7,770 | 14,030 | 4,652 | 6,227 | 10,879 | 1,608 | 1,543 | 3,151 |
| No. of Qualified Teachers | 5,311 | 7,158 | 12,469 | 4,091 | 5,802 | 9,893 | 1,220 | 1,356 | 2,576 |
| % Qualified Teachers | 84.84 | 92.12 | 88.87 | 87.94 | 93.17 | 90.94 | 75.87 | 87.88 | 81.75 |
| Total No. of class rooms | | 2839 | | | 2148 | | | 691 | |
| Total No. of Good class rooms | | 2427 | | | 1868 | | | 559 | |
| PRIMARY SCHOOL | | | | | | | | | |
| Indicator | Public | Private | Total | Demographic Data | | | Male | Female | Both |
| Gender parity Index (GER) | | 0.77 | | Pop aged(6-11) | | | 564,193 | 578,721 | 1,142,914 |
| Gender parity Index (NER) | | 0.77 | | Pop aged 6 | | | 93,555 | 95,661 | 189,216 |
| Gender Gap (Gross) | | -19.82 | | Pop aged 11 | | | 94,198 | 96,836 | 191,034 |
| % Female Pupil | 43.49 | 48.03 | 44.25 | Gross enrolment ratio | | | 87.63 | 67.81 | 77.59 |
| Pupil/Teacher Ratio | 30.25 | 5.81 | 17.74 | Completion Rate | | | 52.61 | 41.02 | 46.74 |
| Pupil/Qualified Teacher Ratio | 32.51 | 6.93 | 20.09 | Net Enrolment Ratio | | | 77.72 | 59.88 | 68.69 |
| Pupil Classroom Ratio | | 38.62 | | Survival rate | | | | | |
| Pupil Good Classroom Ratio | | 46.03 | | | | | | | |
| Teacher/Classroom Ratio | | 2.18 | | | | | | | |
| ALL SCHOOLS | | | PUBLIC SCHOOL | | | PRIVATE SCHOOL | | | |
| | Male | Female | Total | Male | Female | Total | Male | Female | Total |
| Enrolment in Primary | 494,404 | 392,406 | 886,810 | 417,162 | 321,033 | 738,195 | 77,242 | 71,373 | 148,615 |
| Aged(6-11) | 438,504 | 346,564 | 785,068 | 366,631 | 280,416 | 647,047 | 71,873 | 66,148 | 138,021 |
| Enrolment in (Pry) 1 | 124,051 | 97,482 | 221,533 | 106,326 | 81,245 | 187,571 | 17,725 | 16,237 | 33,962 |
| Enrolment in (Pry) 6 | 49,558 | 39,725 | 89,283 | 43,504 | 34,329 | 77,833 | 6,054 | 5,396 | 11,450 |
| Number of Teachers | 24,063 | 25,924 | 49,987 | 11,439 | 12,964 | 24,403 | 12,624 | 12,960 | 25,584 |
| No. of Qualified Teachers | 20,219 | 23,923 | 44,142 | 10,302 | 12,406 | 22,708 | 9,917 | 11,517 | 21,434 |
| % Qualified Teachers | 84.03 | 92.28 | 88.31 | 90.06 | 95.70 | 93.05 | 78.56 | 88.87 | 83.78 |
| Total No. of class rooms | | 22961 | | | 4265 | | | 18696 | |
| Total No. of Good class rooms | | 19264 | | | 3562 | | | 15702 | |
| JUNIOR SECONDARY SCHOOL | | | | | | | | | |
| Indicator | Public | Private | Total | Demographic Data | | | Male | Female | Both |
| Gender parity Index (GER) | | 0.76 | | Pop aged(12-14) | | | 248,285 | 249,503 | 497,788 |
| Gender parity Index (NER) | | 0.83 | | Pop aged 12 | | | 91,092 | 93,732 | 184,824 |
| Gender Gap (Gross) | | -12.98 | | Pop aged 14 | | | 76,823 | 75,925 | 152,748 |
| % Female Pupil | 42.60 | 47.84 | 43.31 | Gross enrolment ratio | | | 54.15 | 41.18 | 47.65 |
| Pupil/Teacher Ratio | 42.91 | 3.28 | 16.19 | Completion Rate | | | 53.93 | 42.86 | 48.42 |
| Pupil/Qualified Teacher Ratio | 45.16 | 3.98 | 18.72 | Net Enrolment Ratio | | | 32.46 | 26.78 | 29.61 |
| Pupil Classroom Ratio | | 8.59 | | Survival rate | | | | | |
| Pupil Good Classroom Ratio | | 30.01 | | | | | | | |
| Teacher/Classroom Ratio | | 0.53 | | | | | | | |
| ALL SCHOOLS | | | PUBLIC SCHOOL | | | PRIVATE SCHOOL | | | |
| | Male | Female | Total | Male | Female | Total | Male | Female | Total |
| Enrolment in JSS | 134,458 | 102,734 | 237,192 | 117,550 | 87,229 | 204,779 | 16,908 | 15,505 | 32,413 |
| Aged(12-14) | 80,593 | 66,825 | 147,418 | 67,899 | 55,407 | 123,306 | 12,694 | 11,418 | 24,112 |
| Enrolment in (JSS) 1 | 47,308 | 35,443 | 82,751 | 40,684 | 29,276 | 69,960 | 6,624 | 6,167 | 12,791 |
| Enrolment in (JSS) 3 | 41,429 | 32,538 | 73,967 | 36,752 | 28,315 | 65,067 | 4,677 | 4,223 | 8,900 |
| Number of Teachers | 7,975 | 6,675 | 14,650 | 3,065 | 1,707 | 4,772 | 4,910 | 4,968 | 9,878 |
| No. of Qualified Teachers | 7,187 | 5,482 | 12,669 | 2,909 | 1,626 | 4,535 | 4,278 | 3,856 | 8,134 |
| % Qualified Teachers | 90.12 | 82.13 | 86.48 | 94.91 | 95.25 | 95.03 | 87.13 | 77.62 | 82.34 |
| Total No. of class rooms | | 27603 | | | 24173 | | | 3430 | |
| Total No. of Good class rooms | | 7904 | | | 6806 | | | 1098 | |
| SENIOR SECONDARY SCHOOL | | | | | | | | | |
| Indicator | Public | Private | Total | Demographic Data | | | Male | Female | Both |
| Gender parity Index (GER) | | 0.79 | | Pop aged(15-17) | | | 220,796 | 216,987 | 437,783 |
| Gender parity Index (NER) | | 0.79 | | Pop aged 15 | | | 74,502 | 73,426 | 147,928 |
| Gender Gap (Gross) | | -11.00 | | Pop aged 17 | | | 72,787 | 71,355 | 144,142 |
| % Female Pupil | 43.09 | 49.41 | 43.58 | Gross enrolment ratio | | | 51.44 | 40.44 | 45.99 |
| Pupil/Teacher Ratio | 47.52 | 0.92 | 9.55 | Completion Rate | | | 48.05 | 36.05 | 42.11 |
| Pupil/Qualified Teacher Ratio | 751.28 | 1.28 | 16.06 | Net Enrolment Ratio | | | 38.24 | 30.21 | 34.26 |
| Pupil Classroom Ratio | | 57 | | Survival rate | | | | | |
| Pupil Good Classroom Ratio | | 59 | | | | | | | |
| Teacher/Classroom Ratio | | 6 | | | | | | | |
| ALL SCHOOLS | | | PUBLIC SCHOOL | | | PRIVATE SCHOOL | | | |
| | Male | Female | Total | Male | Female | Total | Male | Female | Total |
| Enrolment in SSS | 113,582 | 87,747 | 201,329 | 105,607 | 79,958 | 185,565 | 7,975 | 7,789 | 15,764 |
| Aged(15-17) | 84,425 | 65,552 | 149,977 | 78,525 | 59,802 | 138,327 | 5,900 | 5,750 | 11,650 |
| Enrolment in (SSS) 1 | 38,907 | 31,252 | 70,159 | 35,645 | 28,231 | 63,876 | 3,262 | 3,021 | 6,283 |
| Enrolment in (SSS) 3 | 34,974 | 25,720 | 60,694 | 32,988 | 23,659 | 56,647 | 1,986 | 2,061 | 4,047 |
| Number of Teachers | 10,008 | 11,067 | 21,075 | 2,484 | 1,421 | 3,905 | 7,524 | 9,646 | 17,170 |
| No. of Qualified Teachers | 5,797 | 6,737 | 12,534 | 173 | 74 | 247 | 5,624 | 6,663 | 12,287 |
| % Qualified Teachers | 57.92 | 60.87 | 59.47 | 6.96 | 5.21 | 6.33 | 74.75 | 69.08 | 71.56 |
| Total No. of class rooms | | 3526 | | | 1869 | | | 1657 | |
| Total No. of Good class rooms | | 3407 | | | 1790 | | | 1617 | |

Ogun State Basic and Post-Basic Education Indicators

| PRE-PRIMARY SCHOOL | | | | | | | | | | |
|-------------------------------|---------|---------|---------|-----------------------|---------|---------|----------------|---------|-----------|--|
| Indicator | Public | Private | Total | Demographic Data | | | Male | Female | Both | |
| Gender parity Index (GER) | | 2.67 | | Pop aged(3-5) | | | 254,928 | 263,245 | 518,173 | |
| Gender parity Index (NER) | | 1.61 | | Pop aged 3 | | | 81,590 | 84,182 | 165,772 | |
| Gender Gap (Gross) | | 99.92 | | Pop aged 5 | | | 88,343 | 91,288 | 179,631 | |
| % Female Pupil | 47.67 | 78.03 | 73.41 | Gross enrolment ratio | | | 59.7 | 159.6 | 110.5 | |
| Pupil/Teacher Ratio | 5.26 | 8.93 | 8.07 | Completion Rate | | | 0.00 | 0.00 | 0.00 | |
| Pupil/Qualified Teacher Ratio | 5.84 | 15.41 | 12.33 | Net Enrolment Ratio | | | 38.47 | 62.11 | 50.48 | |
| Pupil Classroom Ratio | | 13.23 | | Survival rate | | | | | | |
| Pupil Good Classroom Ratio | | 14.36 | | | | | | | | |
| Teacher/Classroom Ratio | | 1.64 | | | | | | | | |
| ALL SCHOOLS | | | | PUBLIC SCHOOL | | | PRIVATE SCHOOL | | | |
| | Male | Female | Total | Male | Female | Total | Male | Female | Total | |
| Enrolment in Pre-primary | 152,254 | 420,248 | 572,502 | 45,613 | 41,555 | 87,168 | 106,641 | 378,693 | 485,334 | |
| Aged(3-5) | 98,083 | 163,508 | 261,591 | 28,007 | 20,419 | 48,426 | 70,076 | 143,089 | 213,165 | |
| Enrolment in (Nur) 1 | 49,748 | 47,922 | 97,670 | 16,871 | 15,345 | 32,216 | 32,877 | 32,577 | 65,454 | |
| Enrolment in (Nur) 3 | - | - | - | - | - | - | - | - | - | |
| Number of Teachers | 19,145 | 51,780 | 70,925 | 5,048 | 11,509 | 16,557 | 14,097 | 40,271 | 54,368 | |
| No. of Qualified Teachers | 12,847 | 33,581 | 46,428 | 4,507 | 10,428 | 14,935 | 8,340 | 23,153 | 31,493 | |
| % Qualified Teachers | 67.10 | 64.85 | 65.46 | 89.28 | 90.61 | 90.20 | 59.16 | 57.49 | 57.93 | |
| Total No. of class rooms | | 43275 | | | 3706 | | | 39569 | | |
| Total No. of Good class rooms | | 39876 | | | 1738 | | | 38138 | | |
| PRIMARY SCHOOL | | | | | | | | | | |
| Indicator | Public | Private | Total | Demographic Data | | | Male | Female | Both | |
| Gender parity Index (GER) | | 0.98 | | Pop aged(6-11) | | | 516,239 | 533,696 | 1,049,935 | |
| Gender parity Index (NER) | | 0.94 | | Pop aged 6 | | | 91,527 | 94,632 | 186,159 | |
| Gender Gap (Gross) | | -1.77 | | Pop aged 11 | | | 80,305 | 82,963 | 163,268 | |
| % Female Pupil | 49.97 | 50.54 | 50.27 | Gross enrolment ratio | | | 79.88 | 78.10 | 78.98 | |
| Pupil/Teacher Ratio | 23.89 | 9.59 | 13.37 | Completion Rate | | | 103.34 | 113.27 | 108.39 | |
| Pupil/Qualified Teacher Ratio | 27.49 | 9.59 | 13.85 | Net Enrolment Ratio | | | 69.94 | 65.85 | 67.86 | |
| Pupil Classroom Ratio | | 15.32 | | Survival rate | | | | | | |
| Pupil Good Classroom Ratio | | 17.82 | | | | | | | | |
| Teacher/Classroom Ratio | | 1.15 | | | | | | | | |
| ALL SCHOOLS | | | | PUBLIC SCHOOL | | | PRIVATE SCHOOL | | | |
| | Male | Female | Total | Male | Female | Total | Male | Female | Total | |
| Enrolment in Primary | 412,357 | 416,840 | 829,197 | 196,116 | 195,864 | 391,980 | 216,241 | 220,976 | 437,217 | |
| Aged(6-11) | 361,047 | 351,420 | 712,467 | 155,642 | 143,572 | 299,214 | 205,405 | 207,848 | 413,253 | |
| Enrolment in (Pry) 1 | 67,576 | 65,456 | 133,032 | 33,385 | 31,279 | 64,664 | 34,191 | 34,177 | 68,368 | |
| Enrolment in (Pry) 6 | 82,986 | 93,976 | 176,962 | 41,022 | 49,474 | 90,496 | 41,964 | 44,502 | 86,466 | |
| Number of Teachers | 16,314 | 45,696 | 62,010 | 4,165 | 12,240 | 16,405 | 12,149 | 33,456 | 45,605 | |
| No. of Qualified Teachers | 16,228 | 43,634 | 59,862 | 4,079 | 10,178 | 14,257 | 12,149 | 33,456 | 45,605 | |
| % Qualified Teachers | 99.47 | 95.49 | 96.54 | 97.94 | 83.15 | 86.91 | 100.00 | 100.00 | 100.00 | |
| Total No. of class rooms | | 54134 | | | 12984 | | | 41150 | | |
| Total No. of Good class rooms | | 46533 | | | 6908 | | | 39625 | | |
| JUNIOR SECONDARY SCHOOL | | | | | | | | | | |
| Indicator | Public | Private | Total | Demographic Data | | | Male | Female | Both | |
| Gender parity Index (GER) | | 1.40 | | Pop aged(12-14) | | | 195,379 | 197,064 | 392,443 | |
| Gender parity Index (NER) | | 1.13 | | Pop aged 12 | | | 78,034 | 80,581 | 158,615 | |
| Gender Gap (Gross) | | 39.48 | | Pop aged 14 | | | 57,101 | 56,758 | 113,859 | |
| % Female Pupil | 61.58 | 51.35 | 58.54 | Gross enrolment ratio | | | 98.78 | 138.26 | 118.60 | |
| Pupil/Teacher Ratio | 2.83 | 3.66 | 3.04 | Completion Rate | | | 116.49 | 253.11 | 184.60 | |
| Pupil/Qualified Teacher Ratio | 32.84 | 7.16 | 15.88 | Net Enrolment Ratio | | | 67.00 | 75.91 | 71.47 | |
| Pupil Classroom Ratio | | 37.17 | | Survival rate | | | | | | |
| Pupil Good Classroom Ratio | | 43.91 | | | | | | | | |
| Teacher/Classroom Ratio | | 12.24 | | | | | | | | |
| ALL SCHOOLS | | | | PUBLIC SCHOOL | | | PRIVATE SCHOOL | | | |
| | Male | Female | Total | Male | Female | Total | Male | Female | Total | |
| Enrolment in JSS | 192,993 | 272,453 | 465,446 | 125,573 | 201,300 | 326,873 | 67,420 | 71,153 | 138,573 | |
| Aged(12-14) | 130,907 | 149,582 | 280,489 | 93,441 | 106,676 | 200,117 | 37,466 | 42,906 | 80,372 | |
| Enrolment in (JSS) 1 | 63,394 | 63,004 | 126,398 | 42,797 | 41,611 | 84,408 | 20,597 | 21,393 | 41,990 | |
| Enrolment in (JSS) 3 | 66,519 | 143,660 | 210,179 | 41,242 | 116,309 | 157,551 | 25,277 | 27,351 | 52,628 | |
| Number of Teachers | 74,362 | 78,943 | 153,305 | 55,588 | 59,842 | 115,430 | 18,774 | 19,101 | 37,875 | |
| No. of Qualified Teachers | 12,461 | 16,847 | 29,308 | 4,175 | 5,777 | 9,952 | 8,286 | 11,070 | 19,356 | |
| % Qualified Teachers | 16.76 | 21.34 | 19.12 | 7.51 | 9.65 | 8.62 | 44.14 | 57.96 | 51.10 | |
| Total No. of class rooms | | 12523 | | | 3241 | | | 9282 | | |
| Total No. of Good class rooms | | 10599 | | | 1720 | | | 8879 | | |
| SENIOR SECONDARY SCHOOL | | | | | | | | | | |
| Indicator | Public | Private | Total | Demographic Data | | | Male | Female | Both | |
| Gender parity Index (GER) | | 1.05 | | Pop aged(15-17) | | | 163,854 | 162,678 | 326,532 | |
| Gender parity Index (NER) | | 1.04 | | Pop aged 15 | | | 55,314 | 54,987 | 110,301 | |
| Gender Gap (Gross) | | 5.53 | | Pop aged 17 | | | 54,001 | 53,556 | 107,557 | |
| % Female Pupil | 50.39 | 51.96 | 51.13 | Gross enrolment ratio | | | 103.08 | 108.62 | 105.84 | |
| Pupil/Teacher Ratio | 44.03 | 13.39 | 21.22 | Completion Rate | | | 106.90 | 118.20 | 112.53 | |
| Pupil/Qualified Teacher Ratio | 46.82 | 35.24 | 40.55 | Net Enrolment Ratio | | | 67.18 | 70.08 | 68.63 | |
| Pupil Classroom Ratio | | 44 | | Survival rate | | | | | | |
| Pupil Good Classroom Ratio | | 57 | | | | | | | | |
| Teacher/Classroom Ratio | | 2 | | | | | | | | |
| ALL SCHOOLS | | | | PUBLIC SCHOOL | | | PRIVATE SCHOOL | | | |
| | Male | Female | Total | Male | Female | Total | Male | Female | Total | |
| Enrolment in SSS | 168,907 | 176,697 | 345,604 | 90,886 | 92,307 | 183,193 | 78,021 | 84,390 | 162,411 | |
| Aged(15-17) | 110,080 | 114,010 | 224,090 | 61,963 | 57,566 | 119,529 | 48,117 | 56,444 | 104,561 | |
| Enrolment in (SSS) 1 | 53,340 | 51,232 | 104,572 | 30,490 | 26,804 | 57,294 | 22,850 | 24,428 | 47,278 | |
| Enrolment in (SSS) 3 | 57,725 | 63,304 | 121,029 | 27,884 | 30,841 | 58,725 | 29,841 | 32,463 | 62,304 | |
| Number of Teachers | 9,921 | 6,369 | 16,290 | 2,666 | 1,495 | 4,161 | 7,255 | 4,874 | 12,129 | |
| No. of Qualified Teachers | 4,301 | 4,221 | 8,522 | 2,491 | 1,422 | 3,913 | 1,810 | 2,799 | 4,609 | |
| % Qualified Teachers | 43.35 | 66.27 | 52.31 | 93.44 | 95.12 | 94.04 | 24.95 | 57.43 | 38.00 | |
| Total No. of class rooms | | 7852 | | | 2946 | | | 4906 | | |
| Total No. of Good class rooms | | 6078 | | | 1575 | | | 4503 | | |

Ondo State Basic and Post-Basic Education Indicators

| PRE-PRIMARY SCHOOL | | | | | | | | | |
|-------------------------------|---------|---------|---------------|-----------------------|---------|----------------|---------|---------|---------|
| Indicator | Public | Private | Total | Demographic Data | | | Male | Female | Both |
| Gender parity Index (GER) | | 1.01 | | Pop aged(3-5) | | | 218,724 | 220,042 | 438,766 |
| Gender parity Index (NER) | | 1.01 | | Pop aged 3 | | | 72,164 | 72,514 | 144,678 |
| Gender Gap (Gross) | | 0.58 | | Pop aged 5 | | | 73,598 | 74,115 | 147,713 |
| % Female Pupil | 50.38 | 50.97 | 50.47 | Gross enrolment ratio | | | 45.7 | 46.3 | 46.0 |
| Pupil/Teacher Ratio | 54.21 | 11.05 | 35.00 | Completion Rate | | | 66.30 | 65.72 | 66.01 |
| Pupil/Qualified Teacher Ratio | 54.21 | 11.05 | 35.00 | Net Enrolment Ratio | | | 43.95 | 44.47 | 44.21 |
| Pupil Classroom Ratio | | 17.17 | | Survival rate | | | | | |
| Pupil Good Classroom Ratio | | 21.51 | | | | | | | |
| Teacher/Classroom Ratio | | 0.49 | | | | | | | |
| ALL SCHOOLS | | | PUBLIC SCHOOL | | | PRIVATE SCHOOL | | | |
| | Male | Female | Total | Male | Female | Total | Male | Female | Total |
| Enrolment in Pre-primary | 99,921 | 101,799 | 201,720 | 86,021 | 87,350 | 173,371 | 13,900 | 14,449 | 28,349 |
| Aged(3-5) | 96,119 | 97,849 | 193,968 | 86,017 | 87,350 | 173,367 | 10,102 | 10,499 | 20,601 |
| Enrolment in (Nur) 1 | 43,575 | 45,261 | 88,836 | 40,803 | 42,336 | 83,139 | 2,772 | 2,925 | 5,697 |
| Enrolment in (Nur) 3 | 48,793 | 48,709 | 97,502 | 45,214 | 45,014 | 90,228 | 3,579 | 3,695 | 7,274 |
| Number of Teachers | 751 | 5,012 | 5,763 | 146 | 3,052 | 3,198 | 605 | 1,960 | 2,565 |
| No. of Qualified Teachers | 751 | 5,012 | 5,763 | 146 | 3,052 | 3,198 | 605 | 1,960 | 2,565 |
| % Qualified Teachers | 100.00 | 100.00 | 100.00 | 100.00 | 100.00 | 100.00 | 100.00 | 100.00 | 100.00 |
| Total No. of class rooms | | 11747 | | | 6287 | | | 5460 | |
| Total No. of Good class rooms | | 9376 | | | 3916 | | | 5460 | |
| PRIMARY SCHOOL | | | | | | | | | |
| Indicator | Public | Private | Total | Demographic Data | | | Male | Female | Both |
| Gender parity Index (GER) | | 1.00 | | Pop aged(6-11) | | | 404,804 | 408,372 | 813,176 |
| Gender parity Index (NER) | | 0.99 | | Pop aged 6 | | | 73,991 | 74,574 | 148,565 |
| Gender Gap (Gross) | | -0.22 | | Pop aged 11 | | | 61,110 | 61,676 | 122,786 |
| % Female Pupil | 50.14 | 50.64 | 50.16 | Gross enrolment ratio | | | 96.20 | 95.97 | 96.08 |
| Pupil/Teacher Ratio | 105.01 | 39.92 | 97.13 | Completion Rate | | | 105.62 | 105.53 | 105.58 |
| Pupil/Qualified Teacher Ratio | 87.34 | 39.92 | 82.46 | Net Enrolment Ratio | | | 94.81 | 94.17 | 94.49 |
| Pupil Classroom Ratio | | 24.16 | | Survival rate | | | | | |
| Pupil Good Classroom Ratio | | 35.06 | | | | | | | |
| Teacher/Classroom Ratio | | 0.25 | | | | | | | |
| ALL SCHOOLS | | | PUBLIC SCHOOL | | | PRIVATE SCHOOL | | | |
| | Male | Female | Total | Male | Female | Total | Male | Female | Total |
| Enrolment in Primary | 389,406 | 391,924 | 781,330 | 370,214 | 372,231 | 742,445 | 19,192 | 19,693 | 38,885 |
| Aged(6-11) | 383,775 | 384,576 | 768,351 | 369,667 | 371,641 | 741,308 | 14,108 | 12,935 | 27,043 |
| Enrolment in (Pry) 1 | 64,537 | 66,105 | 130,642 | 60,453 | 61,932 | 122,385 | 4,084 | 4,173 | 8,257 |
| Enrolment in (Pry) 6 | 64,547 | 65,085 | 129,632 | 62,816 | 63,252 | 126,068 | 1,731 | 1,833 | 3,564 |
| Number of Teachers | 4,325 | 3,719 | 8,044 | 3,806 | 3,264 | 7,070 | 519 | 455 | 974 |
| No. of Qualified Teachers | 4,325 | 3,719 | 8,044 | 3,806 | 3,264 | 7,070 | 519 | 455 | 974 |
| % Qualified Teachers | 100.00 | 138.48 | 117.79 | 100.00 | 143.84 | 120.24 | 100.00 | 100.00 | 100.00 |
| Total No. of class rooms | | 32338 | | | 18271 | | | 14067 | |
| Total No. of Good class rooms | | 22283 | | | 10513 | | | 11770 | |
| JUNIOR SECONDARY SCHOOL | | | | | | | | | |
| Indicator | Public | Private | Total | Demographic Data | | | Male | Female | Both |
| Gender parity Index (GER) | | 1.02 | | Pop aged(12-14) | | | 152,071 | 149,816 | 301,887 |
| Gender parity Index (NER) | | 1.01 | | Pop aged 12 | | | 59,219 | 59,758 | 118,977 |
| Gender Gap (Gross) | | 0.70 | | Pop aged 14 | | | 45,161 | 43,856 | 89,017 |
| % Female Pupil | 50.02 | 50.09 | 50.03 | Gross enrolment ratio | | | 43.19 | 43.89 | 43.54 |
| Pupil/Teacher Ratio | 16.48 | 15.31 | 16.34 | Completion Rate | | | 45.72 | 48.44 | 47.06 |
| Pupil/Qualified Teacher Ratio | 16.48 | 15.31 | 16.34 | Net Enrolment Ratio | | | 42.08 | 42.64 | 42.36 |
| Pupil Classroom Ratio | | 22.04 | | Survival rate | | | | | |
| Pupil Good Classroom Ratio | | 30.73 | | | | | | | |
| Teacher/Classroom Ratio | | 1.35 | | | | | | | |
| ALL SCHOOLS | | | PUBLIC SCHOOL | | | PRIVATE SCHOOL | | | |
| | Male | Female | Total | Male | Female | Total | Male | Female | Total |
| Enrolment in JSS | 65,680 | 65,761 | 131,441 | 58,236 | 58,290 | 116,526 | 7,444 | 7,471 | 14,915 |
| Aged(12-14) | 63,986 | 63,880 | 127,866 | 58,236 | 58,290 | 116,526 | 5,750 | 5,590 | 11,340 |
| Enrolment in (JSS) 1 | 23,033 | 22,493 | 45,526 | 20,517 | 19,866 | 40,383 | 2,516 | 2,627 | 5,143 |
| Enrolment in (JSS) 3 | 20,648 | 21,244 | 41,892 | 18,229 | 18,911 | 37,140 | 2,419 | 2,333 | 4,752 |
| Number of Teachers | 4,325 | 3,719 | 8,044 | 3,806 | 3,264 | 7,070 | 519 | 455 | 974 |
| No. of Qualified Teachers | 4,325 | 3,719 | 8,044 | 3,806 | 3,264 | 7,070 | 519 | 455 | 974 |
| % Qualified Teachers | 100.00 | 100.00 | 100.00 | 100.00 | 100.00 | 100.00 | 100.00 | 100.00 | 100.00 |
| Total No. of class rooms | | 5963 | | | 2595 | | | 3368 | |
| Total No. of Good class rooms | | 4277 | | | 1225 | | | 3052 | |
| SENIOR SECONDARY SCHOOL | | | | | | | | | |
| Indicator | Public | Private | Total | Demographic Data | | | Male | Female | Both |
| Gender parity Index (GER) | | 1.05 | | Pop aged(15-17) | | | 129,264 | 125,351 | 254,615 |
| Gender parity Index (NER) | | 1.05 | | Pop aged 15 | | | 43,670 | 42,409 | 86,079 |
| Gender Gap (Gross) | | 2.96 | | Pop aged 17 | | | 42,571 | 41,231 | 83,802 |
| % Female Pupil | 50.82 | 49.78 | 50.47 | Gross enrolment ratio | | | 58.17 | 61.13 | 59.63 |
| Pupil/Teacher Ratio | 14.39 | 51.44 | 18.87 | Completion Rate | | | 52.06 | 54.61 | 53.31 |
| Pupil/Qualified Teacher Ratio | 14.39 | 51.44 | 18.87 | Net Enrolment Ratio | | | 38.37 | 40.31 | 39.33 |
| Pupil Classroom Ratio | | 25 | | Survival rate | | | | | |
| Pupil Good Classroom Ratio | | 35 | | | | | | | |
| Teacher/Classroom Ratio | | 1 | | | | | | | |
| ALL SCHOOLS | | | PUBLIC SCHOOL | | | PRIVATE SCHOOL | | | |
| | Male | Female | Total | Male | Female | Total | Male | Female | Total |
| Enrolment in SSS | 75,190 | 76,626 | 151,816 | 50,026 | 51,684 | 101,710 | 25,164 | 24,942 | 50,106 |
| Aged(15-17) | 49,602 | 50,533 | 100,135 | 32,744 | 33,658 | 66,402 | 16,858 | 16,875 | 33,733 |
| Enrolment in (SSS) 1 | 26,129 | 26,858 | 52,987 | 17,823 | 18,791 | 36,614 | 8,306 | 8,067 | 16,373 |
| Enrolment in (SSS) 3 | 22,163 | 22,516 | 44,679 | 13,919 | 14,272 | 28,191 | 8,244 | 8,244 | 16,488 |
| Number of Teachers | 4,325 | 3,719 | 8,044 | 3,806 | 3,264 | 7,070 | 519 | 455 | 974 |
| No. of Qualified Teachers | 4,325 | 3,719 | 8,044 | 3,806 | 3,264 | 7,070 | 519 | 455 | 974 |
| % Qualified Teachers | 100.00 | 100.00 | 100.00 | 100.00 | 100.00 | 100.00 | 100.00 | 100.00 | 100.00 |
| Total No. of class rooms | | 5963 | | | 2595 | | | 3368 | |
| Total No. of Good class rooms | | 4277 | | | 1225 | | | 3052 | |

Osun State Basic and Post-Basic Education Indicators

| PRE-PRIMARY SCHOOL | | | | | | | | | |
|-------------------------------|---------|---------|---------------|-----------------------|--------|----------------|---------|---------|---------|
| Indicator | Public | Private | Total | Demographic Data | | | Male | Female | Both |
| Gender parity Index (GER) | | 1.01 | | Pop aged(3-5) | | | 170,721 | 169,717 | 340,438 |
| Gender parity Index (NER) | | 0.92 | | Pop aged 3 | | | 57,451 | 57,030 | 114,481 |
| Gender Gap (Gross) | | 0.52 | | Pop aged 5 | | | 56,328 | 56,072 | 112,400 |
| % Female Pupil | 52.24 | 50.19 | 50.20 | Gross enrolment ratio | | | 37.2 | 37.7 | 37.5 |
| Pupil/Teacher Ratio | 43.59 | 64.29 | 64.06 | Completion Rate | | | 16.39 | 16.79 | 16.59 |
| Pupil/Qualified Teacher Ratio | 43.59 | 64.29 | 64.06 | Net Enrolment Ratio | | | 24.64 | 22.57 | 23.61 |
| Pupil Classroom Ratio | | 16.95 | | Survival rate | | | | | |
| Pupil Good Classroom Ratio | | 18.17 | | | | | | | |
| Teacher/Classroom Ratio | | 0.26 | | | | | | | |
| ALL SCHOOLS | | | PUBLIC SCHOOL | | | PRIVATE SCHOOL | | | |
| | Male | Female | Total | Male | Female | Total | Male | Female | Total |
| Enrolment in Pre-primary | 63,511 | 64,028 | 127,539 | 458 | 501 | 959 | 63,053 | 63,527 | 126,580 |
| Aged(3-5) | 42,063 | 38,308 | 80,371 | 300 | 323 | 623 | 41,763 | 37,985 | 79,748 |
| Enrolment in (Nur) 1 | 17,285 | 17,614 | 34,899 | 128 | 157 | 285 | 17,157 | 17,457 | 34,614 |
| Enrolment in (Nur) 3 | 9,234 | 9,412 | 18,646 | 99 | 114 | 213 | 9,135 | 9,298 | 18,433 |
| Number of Teachers | 1,834 | 157 | 1,991 | 7 | 15 | 22 | 1,827 | 142 | 1,969 |
| No. of Qualified Teachers | 1,834 | 157 | 1,991 | 7 | 15 | 22 | 1,827 | 142 | 1,969 |
| % Qualified Teachers | 100.00 | 100.00 | 100.00 | 100.00 | 100.00 | 100.00 | 100.00 | 100.00 | 100.00 |
| Total No. of class rooms | | 7523 | | | 52 | | | 7471 | |
| Total No. of Good class rooms | | 7020 | | | 43 | | | 6977 | |
| PRIMARY SCHOOL | | | | | | | | | |
| Indicator | Public | Private | Total | Demographic Data | | | Male | Female | Both |
| Gender parity Index (GER) | | 1.04 | | Pop aged(6-11) | | | 308,722 | 308,507 | 617,229 |
| Gender parity Index (NER) | | 1.03 | | Pop aged 6 | | | 55,528 | 55,349 | 110,877 |
| Gender Gap (Gross) | | 1.63 | | Pop aged 11 | | | 47,392 | 47,463 | 94,855 |
| % Female Pupil | 50.90 | 50.90 | 50.90 | Gross enrolment ratio | | | 43.52 | 45.15 | 44.34 |
| Pupil/Teacher Ratio | 13.02 | 16.61 | 14.60 | Completion Rate | | | 11.69 | 11.19 | 11.44 |
| Pupil/Qualified Teacher Ratio | 13.02 | 16.61 | 14.60 | Net Enrolment Ratio | | | 39.99 | 41.36 | 40.68 |
| Pupil Classroom Ratio | | 12.46 | | Survival rate | | | | | |
| Pupil Good Classroom Ratio | | 16.90 | | | | | | | |
| Teacher/Classroom Ratio | | 0.85 | | | | | | | |
| ALL SCHOOLS | | | PUBLIC SCHOOL | | | PRIVATE SCHOOL | | | |
| | Male | Female | Total | Male | Female | Total | Male | Female | Total |
| Enrolment in Primary | 134,370 | 139,304 | 273,674 | 67,185 | 69,652 | 136,837 | 67,185 | 69,652 | 136,837 |
| Aged(6-11) | 123,459 | 127,605 | 251,064 | 57,729 | 59,200 | 116,929 | 65,730 | 68,405 | 134,135 |
| Enrolment in (Pry) 1 | 31,266 | 32,454 | 63,720 | 15,633 | 16,227 | 31,860 | 15,633 | 16,227 | 31,860 |
| Enrolment in (Pry) 6 | 5,542 | 5,310 | 10,852 | 2,771 | 2,655 | 5,426 | 2,771 | 2,655 | 5,426 |
| Number of Teachers | 5,180 | 13,571 | 18,751 | 2,858 | 7,655 | 10,513 | 2,322 | 5,916 | 8,238 |
| No. of Qualified Teachers | 5,180 | 13,571 | 18,751 | 2,858 | 7,655 | 10,513 | 2,322 | 5,916 | 8,238 |
| % Qualified Teachers | 100.00 | 100.00 | 100.00 | 100.00 | 100.00 | 100.00 | 100.00 | 100.00 | 100.00 |
| Total No. of class rooms | | 21960 | | | 11047 | | | 10913 | |
| Total No. of Good class rooms | | 16197 | | | 6042 | | | 10155 | |
| JUNIOR SECONDARY SCHOOL | | | | | | | | | |
| Indicator | Public | Private | Total | Demographic Data | | | Male | Female | Both |
| Gender parity Index (GER) | | 1.00 | | Pop aged(12-14) | | | 125,013 | 121,367 | 246,380 |
| Gender parity Index (NER) | | 1.00 | | Pop aged 12 | | | 45,925 | 46,015 | 91,940 |
| Gender Gap (Gross) | | 0.06 | | Pop aged 14 | | | 38,308 | 36,553 | 74,861 |
| % Female Pupil | 49.43 | 48.93 | 49.28 | Gross enrolment ratio | | | 70.75 | 70.81 | 70.78 |
| Pupil/Teacher Ratio | 17.16 | 12.44 | 15.38 | Completion Rate | | | 71.14 | 73.25 | 72.17 |
| Pupil/Qualified Teacher Ratio | 17.16 | 12.44 | 15.38 | Net Enrolment Ratio | | | 51.85 | 51.76 | 51.81 |
| Pupil Classroom Ratio | | 27.85 | | Survival rate | | | | | |
| Pupil Good Classroom Ratio | | 37.75 | | | | | | | |
| Teacher/Classroom Ratio | | 1.81 | | | | | | | |
| ALL SCHOOLS | | | PUBLIC SCHOOL | | | PRIVATE SCHOOL | | | |
| | Male | Female | Total | Male | Female | Total | Male | Female | Total |
| Enrolment in JSS | 88,449 | 85,941 | 174,390 | 61,298 | 59,923 | 121,221 | 27,151 | 26,018 | 53,169 |
| Aged(12-14) | 64,818 | 62,824 | 127,642 | 47,204 | 45,035 | 92,239 | 17,614 | 17,789 | 35,403 |
| Enrolment in (JSS) 1 | 30,518 | 29,633 | 60,151 | 21,088 | 20,709 | 41,797 | 9,430 | 8,924 | 18,354 |
| Enrolment in (JSS) 3 | 27,254 | 26,775 | 54,029 | 18,910 | 18,591 | 37,501 | 8,344 | 8,184 | 16,528 |
| Number of Teachers | 5,411 | 5,926 | 11,337 | 2,990 | 4,073 | 7,063 | 2,421 | 1,853 | 4,274 |
| No. of Qualified Teachers | 5,411 | 5,926 | 11,337 | 2,990 | 4,073 | 7,063 | 2,421 | 1,853 | 4,274 |
| % Qualified Teachers | 100.00 | 100.00 | 100.00 | 100.00 | 100.00 | 100.00 | 100.00 | 100.00 | 100.00 |
| Total No. of class rooms | | 6262 | | | 3183 | | | 3079 | |
| Total No. of Good class rooms | | 4619 | | | 1678 | | | 2941 | |
| SENIOR SECONDARY SCHOOL | | | | | | | | | |
| Indicator | Public | Private | Total | Demographic Data | | | Male | Female | Both |
| Gender parity Index (GER) | | 1.06 | | Pop aged(15-17) | | | 108,506 | 103,424 | 211,930 |
| Gender parity Index (NER) | | 1.06 | | Pop aged 15 | | | 36,809 | 35,133 | 71,942 |
| Gender Gap (Gross) | | 4.2 | | Pop aged 17 | | | 35,591 | 33,885 | 69,476 |
| % Female Pupil | 49.38 | 51.10 | 50.24 | Gross enrolment ratio | | | 71.3 | 75.5 | 73.4 |
| Pupil/Teacher Ratio | 18.90 | | 37.77 | Completion Rate | | | 56.7 | 61.4 | 59.0 |
| Pupil/Qualified Teacher Ratio | 20.31 | | 40.60 | Net Enrolment Ratio | | | 66.5 | 70.2 | 68.3 |
| Pupil Classroom Ratio | | | | Survival rate | | | | | |
| Pupil Good Classroom Ratio | | | | | | | | | |
| Teacher/Classroom Ratio | | | | | | | | | |
| ALL SCHOOLS | | | PUBLIC SCHOOL | | | PRIVATE SCHOOL | | | |
| | Male | Female | Total | Male | Female | Total | Male | Female | Total |
| Enrolment in Pre-primary | 77,369 | 78,110 | 155,479 | 39,382 | 38,410 | 77,792 | 37,987 | 39,700 | 77,687 |
| Aged(15-17) | 72,149 | 72,596 | 144,745 | 35,852 | 34,957 | 70,809 | 36,297 | 37,639 | 73,936 |
| Enrolment in (SSS) 1 | 28,096 | 28,452 | 56,548 | 15,621 | 15,327 | 30,948 | 12,475 | 13,125 | 25,600 |
| Enrolment in (SSS) 3 | 20,193 | 20,789 | 40,982 | 7,742 | 7,684 | 15,426 | 12,451 | 13,105 | 25,556 |
| Number of Teachers | 2,383 | 1,734 | 4,117 | 2,383 | 1,734 | 4,117 | - | - | - |
| No. of Qualified Teachers | 2,214 | 1,616 | 3,830 | 2,214 | 1,616 | 3,830 | - | - | - |
| % Qualified Teachers | 92.91 | 93.19 | 93.03 | 92.91 | 93.19 | 93.03 | - | - | - |
| Total No. of class rooms | | | | | | | | | |
| Total No. of Good class rooms | | | | | | | | | |

Oyo State Basic and Post-Basic Education Indicators

| PRE-PRIMARY SCHOOL | | | | | | | | | | |
|-------------------------------|---------|---------|-----------|-----------------------|---------|-----------|----------------|---------|-----------|--|
| Indicator | Public | Private | Total | Demographic Data | | | Male | Female | Both | |
| Gender parity Index (GER) | | 1.04 | | Pop aged(3-5) | | | 317,431 | 319,943 | 637,374 | |
| Gender parity Index (NER) | | 1.05 | | Pop aged 3 | | | 107,954 | 108,715 | 216,669 | |
| Gender Gap (Gross) | | 3.20 | | Pop aged 5 | | | 103,703 | 104,619 | 208,322 | |
| % Female Pupil | 52.03 | 50.09 | 51.23 | Gross enrolment ratio | | | 75.6 | 78.8 | 77.2 | |
| Pupil/Teacher Ratio | 410.56 | 14.88 | 34.47 | Completion Rate | | | 91.41 | 97.17 | 94.30 | |
| Pupil/Qualified Teacher Ratio | 410.56 | 17.24 | 39.61 | Net Enrolment Ratio | | | 60.25 | 63.29 | 61.77 | |
| Pupil Classroom Ratio | | 29.17 | | Survival rate | | | | | | |
| Pupil Good Classroom Ratio | | 30.62 | | | | | | | | |
| Teacher/Classroom Ratio | | 0.85 | | | | | | | | |
| ALL SCHOOLS | | | | PUBLIC SCHOOL | | | PRIVATE SCHOOL | | | |
| | Male | Female | Total | Male | Female | Total | Male | Female | Total | |
| Enrolment in Pre-primary | 240,092 | 252,215 | 492,307 | 139,252 | 151,017 | 290,269 | 100,840 | 101,198 | 202,038 | |
| Aged(3-5) | 191,246 | 202,491 | 393,737 | 117,208 | 127,967 | 245,175 | 74,038 | 74,524 | 148,562 | |
| Enrolment in (Nur) 1 | 40,640 | 43,356 | 83,996 | 16,227 | 18,916 | 35,143 | 24,413 | 24,440 | 48,853 | |
| Enrolment in (Nur) 3 | 94,795 | 101,654 | 196,449 | 83,888 | 90,750 | 174,638 | 10,907 | 10,904 | 21,811 | |
| Number of Teachers | 2,002 | 12,281 | 14,283 | 76 | 631 | 707 | 1,926 | 11,650 | 13,576 | |
| No. of Qualified Teachers | 1,907 | 10,522 | 12,429 | 76 | 631 | 707 | 1,831 | 9,891 | 11,722 | |
| % Qualified Teachers | 95.25 | 85.68 | 87.02 | 100.00 | 100.00 | 100.00 | 95.07 | 84.90 | 86.34 | |
| Total No. of class rooms | | 16876 | | | 5284 | | | 11592 | | |
| Total No. of Good class rooms | | 16077 | | | 4495 | | | 11582 | | |
| PRIMARY SCHOOL | | | | | | | | | | |
| Indicator | Public | Private | Total | Demographic Data | | | Male | Female | Both | |
| Gender parity Index (GER) | | 1.05 | | Pop aged(6-11) | | | 599,801 | 606,863 | 1,206,664 | |
| Gender parity Index (NER) | | 1.03 | | Pop aged 6 | | | 101,622 | 102,608 | 204,230 | |
| Gender Gap (Gross) | | 6.88 | | Pop aged 11 | | | 98,016 | 99,346 | 197,362 | |
| % Female Pupil | 51.64 | 50.17 | 51.45 | Gross enrolment ratio | | | 144.68 | 151.56 | 148.14 | |
| Pupil/Teacher Ratio | 72.42 | 12.22 | 44.73 | Completion Rate | | | 139.95 | 143.77 | 141.87 | |
| Pupil/Qualified Teacher Ratio | 72.42 | 16.67 | 51.00 | Net Enrolment Ratio | | | 121.04 | 125.22 | 123.14 | |
| Pupil Classroom Ratio | | 338.29 | | Survival rate | | | | | | |
| Pupil Good Classroom Ratio | | 397.67 | | | | | | | | |
| Teacher/Classroom Ratio | | 7.56 | | | | | | | | |
| ALL SCHOOLS | | | | PUBLIC SCHOOL | | | PRIVATE SCHOOL | | | |
| | Male | Female | Total | Male | Female | Total | Male | Female | Total | |
| Enrolment in Primary | 867,784 | 919,755 | 1,787,539 | 755,868 | 807,095 | 1,562,963 | 111,916 | 112,660 | 224,576 | |
| Aged(6-11) | 725,975 | 759,913 | 1,485,888 | 614,886 | 647,798 | 1,262,684 | 111,089 | 112,115 | 223,204 | |
| Enrolment in (Pry) 1 | 150,450 | 159,313 | 309,763 | 125,480 | 134,398 | 259,878 | 24,970 | 24,915 | 49,885 | |
| Enrolment in (Pry) 6 | 137,170 | 142,827 | 279,997 | 132,339 | 138,053 | 270,392 | 4,831 | 4,774 | 9,605 | |
| Number of Teachers | 11,208 | 28,755 | 39,963 | 5,841 | 15,740 | 21,581 | 5,367 | 13,015 | 18,382 | |
| No. of Qualified Teachers | 9,357 | 25,695 | 35,052 | 5,841 | 15,740 | 21,581 | 3,516 | 9,955 | 13,471 | |
| % Qualified Teachers | 83.49 | 89.36 | 87.71 | 100.00 | 100.00 | 100.00 | 65.51 | 76.49 | 73.28 | |
| Total No. of class rooms | | 5284 | | | 5284 | | | 0 | | |
| Total No. of Good class rooms | | 4495 | | | 4495 | | | 0 | | |
| JUNIOR SECONDARY SCHOOL | | | | | | | | | | |
| Indicator | Public | Private | Total | Demographic Data | | | Male | Female | Both | |
| Gender parity Index (GER) | | 1.04 | | Pop aged(12-14) | | | 237,764 | 234,996 | 472,760 | |
| Gender parity Index (NER) | | 1.03 | | Pop aged 12 | | | 95,496 | 96,839 | 192,335 | |
| Gender Gap (Gross) | | 2.44 | | Pop aged 14 | | | 69,169 | 67,368 | 136,537 | |
| % Female Pupil | 50.70 | 50.86 | 50.75 | Gross enrolment ratio | | | 57.27 | 59.72 | 58.49 | |
| Pupil/Teacher Ratio | 18.25 | 8.21 | 13.24 | Completion Rate | | | 65.90 | 70.02 | 67.93 | |
| Pupil/Qualified Teacher Ratio | 18.25 | 9.09 | 13.91 | Net Enrolment Ratio | | | 39.32 | 40.62 | 39.96 | |
| Pupil Classroom Ratio | | 224.26 | | Survival rate | | | | | | |
| Pupil Good Classroom Ratio | | 241.49 | | | | | | | | |
| Teacher/Classroom Ratio | | 16.94 | | | | | | | | |
| ALL SCHOOLS | | | | PUBLIC SCHOOL | | | PRIVATE SCHOOL | | | |
| | Male | Female | Total | Male | Female | Total | Male | Female | Total | |
| Enrolment in JSS | 136,179 | 140,328 | 276,507 | 94,068 | 96,741 | 190,809 | 42,111 | 43,587 | 85,698 | |
| Aged(12-14) | 93,481 | 95,457 | 188,938 | 66,830 | 68,074 | 134,904 | 26,651 | 27,383 | 54,034 | |
| Enrolment in (JSS) 1 | 45,308 | 46,284 | 91,592 | 30,918 | 31,802 | 62,720 | 14,390 | 14,482 | 28,872 | |
| Enrolment in (JSS) 3 | 45,580 | 47,169 | 92,749 | 31,625 | 32,505 | 64,130 | 13,955 | 14,664 | 28,619 | |
| Number of Teachers | 9,157 | 11,733 | 20,890 | 3,947 | 6,509 | 10,456 | 5,210 | 5,224 | 10,434 | |
| No. of Qualified Teachers | 8,844 | 11,040 | 19,884 | 3,947 | 6,509 | 10,456 | 4,897 | 4,531 | 9,428 | |
| % Qualified Teachers | 96.58 | 94.09 | 95.18 | 100.00 | 100.00 | 100.00 | 93.99 | 86.73 | 90.36 | |
| Total No. of class rooms | | 1233 | | | 1233 | | | 0 | | |
| Total No. of Good class rooms | | 1145 | | | 1145 | | | 0 | | |
| SENIOR SECONDARY SCHOOL | | | | | | | | | | |
| Indicator | Public | Private | Total | Demographic Data | | | Male | Female | Both | |
| Gender parity Index (GER) | | 1.10 | | Pop aged(15-17) | | | 197,366 | 192,380 | 389,746 | |
| Gender parity Index (NER) | | 1.08 | | Pop aged 15 | | | 66,757 | 65,115 | 131,872 | |
| Gender Gap (Gross) | | 5.83 | | Pop aged 17 | | | 64,923 | 63,248 | 128,171 | |
| % Female Pupil | 51.65 | 51.62 | 51.64 | Gross enrolment ratio | | | 60.93 | 66.76 | 63.81 | |
| Pupil/Teacher Ratio | 15.55 | 8.14 | 12.33 | Completion Rate | | | 57.64 | 62.90 | 60.24 | |
| Pupil/Qualified Teacher Ratio | 15.55 | 9.83 | 13.32 | Net Enrolment Ratio | | | 42.85 | 46.44 | 44.62 | |
| Pupil Classroom Ratio | | 50 | | Survival rate | | | | | | |
| Pupil Good Classroom Ratio | | 205 | | | | | | | | |
| Teacher/Classroom Ratio | | 4 | | | | | | | | |
| ALL SCHOOLS | | | | PUBLIC SCHOOL | | | PRIVATE SCHOOL | | | |
| | Male | Female | Total | Male | Female | Total | Male | Female | Total | |
| Enrolment in SSS | 120,262 | 128,430 | 248,692 | 85,774 | 91,633 | 177,407 | 34,488 | 36,797 | 71,285 | |
| Aged(15-17) | 84,581 | 89,343 | 173,924 | 61,662 | 65,591 | 127,253 | 22,919 | 23,752 | 46,671 | |
| Enrolment in (SSS) 1 | 42,211 | 45,024 | 87,235 | 30,831 | 32,814 | 63,645 | 11,380 | 12,210 | 23,590 | |
| Enrolment in (SSS) 3 | 37,420 | 39,786 | 77,206 | 25,947 | 27,582 | 53,529 | 11,473 | 12,204 | 23,677 | |
| Number of Teachers | 10,456 | 9,710 | 20,166 | 5,692 | 5,719 | 11,411 | 4,764 | 3,991 | 8,755 | |
| No. of Qualified Teachers | 9,756 | 8,910 | 18,666 | 5,692 | 5,719 | 11,411 | 4,064 | 3,191 | 7,255 | |
| % Qualified Teachers | 93.31 | 91.76 | 92.56 | 100.00 | 100.00 | 100.00 | 85.31 | 79.95 | 82.87 | |
| Total No. of class rooms | | 4927 | | | 4927 | | | 0 | | |
| Total No. of Good class rooms | | 1211 | | | 1211 | | | 0 | | |

Plateau State Basic and Post-Basic Education Indicators

| PRE-PRIMARY SCHOOL | | | | | | | | | |
|-------------------------------|---------|---------|---------------|-----------------------|---------|----------------|---------|---------|---------|
| Indicator | Public | Private | Total | Demographic Data | | | Male | Female | Both |
| Gender parity Index (GER) | | 0.96 | | Pop aged(3-5) | | | 191,402 | 199,381 | 390,783 |
| Gender parity Index (NER) | | 1.01 | | Pop aged 3 | | | 65,063 | 67,655 | 132,718 |
| Gender Gap (Gross) | | -1.29 | | Pop aged 5 | | | 62,579 | 65,300 | 127,879 |
| % Female Pupil | 50.00 | 50.09 | 50.04 | Gross enrolment ratio | | | 33.4 | 32.1 | 32.7 |
| Pupil/Teacher Ratio | 46.05 | 27.48 | 36.50 | Completion Rate | | | 19.35 | 18.17 | 18.75 |
| Pupil/Qualified Teacher Ratio | 46.05 | 27.48 | 36.50 | Net Enrolment Ratio | | | 19.81 | 20.01 | 19.91 |
| Pupil Classroom Ratio | | 17.52 | | Survival rate | | | | | |
| Pupil Good Classroom Ratio | | 24.86 | | | | | | | |
| Teacher/Classroom Ratio | | 0.48 | | | | | | | |
| ALL SCHOOLS | | | PUBLIC SCHOOL | | | PRIVATE SCHOOL | | | |
| | Male | Female | Total | Male | Female | Total | Male | Female | Total |
| Enrolment in Pre-primary | 63,895 | 63,988 | 127,883 | 39,168 | 39,171 | 78,339 | 24,727 | 24,817 | 49,544 |
| Aged(3-5) | 37,922 | 39,897 | 77,819 | 25,777 | 25,867 | 51,644 | 12,145 | 14,030 | 26,175 |
| Enrolment in (Nur) 1 | 22,060 | 22,166 | 44,226 | 15,062 | 14,999 | 30,061 | 6,998 | 7,167 | 14,165 |
| Enrolment in (Nur) 3 | 12,109 | 11,865 | 23,974 | 6,556 | 6,369 | 12,925 | 5,553 | 5,496 | 11,049 |
| Number of Teachers | 367 | 3,137 | 3,504 | 210 | 1,491 | 1,701 | 157 | 1,646 | 1,803 |
| No. of Qualified Teachers | 367 | 3,137 | 3,504 | 210 | 1,491 | 1,701 | 157 | 1,646 | 1,803 |
| % Qualified Teachers | 100.00 | 100.00 | 100.00 | 100.00 | 100.00 | 100.00 | 100.00 | 100.00 | 100.00 |
| Total No. of class rooms | | 7301 | | | 3156 | | | 4145 | |
| Total No. of Good class rooms | | 5145 | | | 1507 | | | 3638 | |
| PRIMARY SCHOOL | | | | | | | | | |
| Indicator | Public | Private | Total | Demographic Data | | | Male | Female | Both |
| Gender parity Index (GER) | | 0.94 | | Pop aged(6-11) | | | 340,537 | 356,791 | 697,328 |
| Gender parity Index (NER) | | 0.94 | | Pop aged 6 | | | 61,457 | 64,221 | 125,678 |
| Gender Gap (Gross) | | -5.17 | | Pop aged 11 | | | 52,112 | 54,726 | 106,838 |
| % Female Pupil | 49.65 | 49.55 | 49.63 | Gross enrolment ratio | | | 86.80 | 81.64 | 84.16 |
| Pupil/Teacher Ratio | 35.50 | 51.91 | 37.17 | Completion Rate | | | 60.27 | 54.80 | 57.47 |
| Pupil/Qualified Teacher Ratio | 39.18 | 51.91 | 40.59 | Net Enrolment Ratio | | | 74.03 | 69.65 | 71.79 |
| Pupil Classroom Ratio | | 124.55 | | Survival rate | | | | | |
| Pupil Good Classroom Ratio | | 168.93 | | | | | | | |
| Teacher/Classroom Ratio | | 3.35 | | | | | | | |
| ALL SCHOOLS | | | PUBLIC SCHOOL | | | PRIVATE SCHOOL | | | |
| | Male | Female | Total | Male | Female | Total | Male | Female | Total |
| Enrolment in Primary | 295,597 | 291,268 | 586,865 | 253,538 | 249,966 | 503,504 | 42,059 | 41,302 | 83,361 |
| Aged(6-11) | 252,102 | 248,505 | 500,607 | 218,043 | 214,904 | 432,947 | 34,059 | 33,601 | 67,660 |
| Enrolment in (Pry) 1 | 65,589 | 64,591 | 130,180 | 56,158 | 55,410 | 111,568 | 9,431 | 9,181 | 18,612 |
| Enrolment in (Pry) 6 | 31,407 | 29,990 | 61,397 | 29,763 | 28,528 | 58,291 | 1,644 | 1,462 | 3,106 |
| Number of Teachers | 8,576 | 7,214 | 15,790 | 8,086 | 6,098 | 14,184 | 490 | 1,116 | 1,606 |
| No. of Qualified Teachers | 7,783 | 6,675 | 14,458 | 7,293 | 5,559 | 12,852 | 490 | 1,116 | 1,606 |
| % Qualified Teachers | 90.75 | 92.53 | 91.56 | 90.19 | 91.16 | 90.61 | 100.00 | 100.00 | 100.00 |
| Total No. of class rooms | | 4712 | | | 2372 | | | 2340 | |
| Total No. of Good class rooms | | 3474 | | | 1734 | | | 1740 | |
| JUNIOR SECONDARY SCHOOL | | | | | | | | | |
| Indicator | Public | Private | Total | Demographic Data | | | Male | Female | Both |
| Gender parity Index (GER) | | 1.01 | | Pop aged(12-14) | | | 152,484 | 155,777 | 308,261 |
| Gender parity Index (NER) | | 0.91 | | Pop aged 12 | | | 50,192 | 52,733 | 102,925 |
| Gender Gap (Gross) | | 0.51 | | Pop aged 14 | | | 50,320 | 50,746 | 101,066 |
| % Female Pupil | 55.31 | 48.60 | 50.73 | Gross enrolment ratio | | | 63.91 | 64.43 | 64.17 |
| Pupil/Teacher Ratio | 19.10 | 15.77 | 16.69 | Completion Rate | | | 62.98 | 57.28 | 60.12 |
| Pupil/Qualified Teacher Ratio | 20.96 | 22.48 | 21.97 | Net Enrolment Ratio | | | 47.54 | 43.41 | 45.45 |
| Pupil Classroom Ratio | | 39.05 | | Survival rate | | | | | |
| Pupil Good Classroom Ratio | | 49.32 | | | | | | | |
| Teacher/Classroom Ratio | | 2.34 | | | | | | | |
| ALL SCHOOLS | | | PUBLIC SCHOOL | | | PRIVATE SCHOOL | | | |
| | Male | Female | Total | Male | Female | Total | Male | Female | Total |
| Enrolment in JSS | 97,458 | 100,360 | 197,818 | 28,124 | 34,814 | 62,938 | 69,334 | 65,546 | 134,880 |
| Aged(12-14) | 72,484 | 67,619 | 140,103 | 20,686 | 19,154 | 39,840 | 51,798 | 48,465 | 100,263 |
| Enrolment in (JSS) 1 | 33,720 | 31,353 | 65,073 | 9,365 | 8,423 | 17,788 | 24,355 | 22,930 | 47,285 |
| Enrolment in (JSS) 3 | 31,691 | 29,069 | 60,760 | 9,464 | 8,409 | 17,873 | 22,227 | 20,660 | 42,887 |
| Number of Teachers | 6,699 | 5,151 | 11,850 | 2,298 | 998 | 3,296 | 4,401 | 4,153 | 8,554 |
| No. of Qualified Teachers | 6,106 | 2,896 | 9,002 | 2,076 | 927 | 3,003 | 4,030 | 1,969 | 5,999 |
| % Qualified Teachers | 91.15 | 56.22 | 75.97 | 90.34 | 92.89 | 91.11 | 91.57 | 47.41 | 70.13 |
| Total No. of class rooms | | 5066 | | | 2212 | | | 2854 | |
| Total No. of Good class rooms | | 4011 | | | 1678 | | | 2333 | |
| SENIOR SECONDARY SCHOOL | | | | | | | | | |
| Indicator | Public | Private | Total | Demographic Data | | | Male | Female | Both |
| Gender parity Index (GER) | | 0.89 | | Pop aged(15-17) | | | 146,171 | 146,924 | 293,095 |
| Gender parity Index (NER) | | 0.90 | | Pop aged 15 | | | 49,128 | 49,483 | 98,611 |
| Gender Gap (Gross) | | -6.1 | | Pop aged 17 | | | 48357 | 48521 | 96,878 |
| % Female Pupil | | | | Gross enrolment ratio | | | 54.0 | 47.9 | 50.9 |
| Pupil/Teacher Ratio | 13.34 | 2.62 | 3.47 | Completion Rate | | | 41.4 | 36.0 | 38.7 |
| Pupil/Qualified Teacher Ratio | 14.80 | 5.03 | 6.29 | Net Enrolment Ratio | | | 39.6 | 35.6 | 37.6 |
| Pupil Classroom Ratio | | 32 | | Survival rate | | | | | |
| Pupil Good Classroom Ratio | | 43 | | | | | | | |
| Teacher/Classroom Ratio | | 9 | | | | | | | |
| ALL SCHOOLS | | | PUBLIC SCHOOL | | | PRIVATE SCHOOL | | | |
| | Male | Female | Total | Male | Female | Total | Male | Female | Total |
| Enrolment in Pre-primary | 78,921 | 70,357 | 149,278 | 24,720 | 20,717 | 45,437 | 54,201 | 49,640 | 103,841 |
| Aged(15-17) | 57,933 | 52,284 | 110,217 | 18,114 | 15,318 | 33,432 | 39,819 | 36,966 | 76,785 |
| Enrolment in (SSS) 1 | 31,677 | 29,163 | 60,840 | 11,220 | 10,107 | 21,327 | 20,457 | 19,056 | 39,513 |
| Enrolment in (SSS) 3 | 20,024 | 17,483 | 37,507 | 4,653 | 3,500 | 8,153 | 15,371 | 13,983 | 29,354 |
| Number of Teachers | 20,365 | 22,604 | 42,969 | 2,565 | 840 | 3,405 | 17,800 | 21,764 | 39,564 |
| No. of Qualified Teachers | 12,211 | 11,510 | 23,721 | 2,311 | 760 | 3,071 | 9,900 | 10,750 | 20,650 |
| % Qualified Teachers | 59.96 | 50.92 | 55.20 | 90.10 | 90.48 | 90.19 | 55.62 | 49.39 | 52.19 |
| Total No. of class rooms | | 4712 | | | 2372 | | | 2340 | |
| Total No. of Good class rooms | | 3474 | | | 1734 | | | 1740 | |

Rivers State Basic and Post-Basic Education Indicators

| PRE-PRIMARY SCHOOL | | | | | | | | | | |
|-------------------------------|---------|---------|---------------|-----------------------|---------|----------------|---------|---------|-----------|--|
| Indicator | Public | Private | Total | Demographic Data | | | Male | Female | Both | |
| Gender parity Index (GER) | | 1.04 | | Pop aged(3-5) | | | 276,942 | 266,900 | 543,842 | |
| Gender parity Index (NER) | | 1.06 | | Pop aged 3 | | | 94,765 | 91,276 | 186,041 | |
| Gender Gap (Gross) | | 0.80 | | Pop aged 5 | | | 89,904 | 86,702 | 176,606 | |
| % Female Pupil | 49.49 | 50.10 | 49.98 | Gross enrolment ratio | | | 21.9 | 22.7 | 22.2 | |
| Pupil/Teacher Ratio | 30.09 | 7.48 | 8.81 | Completion Rate | | | 16.99 | 17.31 | 17.15 | |
| Pupil/Qualified Teacher Ratio | 30.09 | 17.01 | 18.63 | Net Enrolment Ratio | | | 17.68 | 18.79 | 18.22 | |
| Pupil Classroom Ratio | | 4.16 | | Survival rate | | | | | | |
| Pupil Good Classroom Ratio | | 4.18 | | | | | | | | |
| Teacher/Classroom Ratio | | 0.47 | | | | | | | | |
| ALL SCHOOLS | | | PUBLIC SCHOOL | | | PRIVATE SCHOOL | | | Total | |
| Enrolment in Pre-primary | 60,525 | 60,472 | 120,997 | 12,249 | 12,002 | 24,251 | 48,276 | 48,470 | 96,746 | |
| Aged(3-5) | 48,954 | 50,143 | 99,097 | 8,294 | 9,509 | 17,803 | 40,660 | 40,634 | 81,294 | |
| Enrolment in (Nur) 1 | 23,365 | 23,355 | 46,720 | 4,580 | 4,627 | 9,207 | 18,785 | 18,728 | 37,513 | |
| Enrolment in (Nur) 3 | 15,279 | 15,008 | 30,287 | 3,509 | 3,312 | 6,821 | 11,770 | 11,696 | 23,466 | |
| Number of Teachers | 1,876 | 11,862 | 13,738 | 48 | 758 | 806 | 1,828 | 11,104 | 12,932 | |
| No. of Qualified Teachers | 664 | 5,830 | 6,494 | 48 | 758 | 806 | 616 | 5,072 | 5,688 | |
| % Qualified Teachers | 35.39 | 49.15 | 47.27 | 100.00 | 100.00 | 100.00 | 33.70 | 45.68 | 43.98 | |
| Total No. of class rooms | | 29115 | | | 1123 | | | 27992 | | |
| Total No. of Good class rooms | | 28946 | | | 954 | | | 27992 | | |
| PRIMARY SCHOOL | | | | | | | | | | |
| Indicator | Public | Private | Total | Demographic Data | | | Male | Female | Both | |
| Gender parity Index (GER) | | 1.04 | | Pop aged(6-11) | | | 512,964 | 495,072 | 1,008,036 | |
| Gender parity Index (NER) | | 1.03 | | Pop aged 6 | | | 87,620 | 84,520 | 172,140 | |
| Gender Gap (Gross) | | 1.38 | | Pop aged 11 | | | 82,330 | 79,503 | 161,833 | |
| % Female Pupil | 49.85 | 50.23 | 50.04 | Gross enrolment ratio | | | 36.74 | 38.13 | 37.42 | |
| Pupil/Teacher Ratio | 31.63 | 10.56 | 15.80 | Completion Rate | | | 28.56 | 28.98 | 28.77 | |
| Pupil/Qualified Teacher Ratio | 37.53 | 17.47 | 23.81 | Net Enrolment Ratio | | | 33.71 | 34.60 | 34.15 | |
| Pupil Classroom Ratio | | 10.58 | | Survival rate | | | | | | |
| Pupil Good Classroom Ratio | | 11.72 | | | | | | | | |
| Teacher/Classroom Ratio | | 0.67 | | | | | | | | |
| ALL SCHOOLS | | | PUBLIC SCHOOL | | | PRIVATE SCHOOL | | | Total | |
| Enrolment in Primary | 188,483 | 188,765 | 377,248 | 94,276 | 93,696 | 187,972 | 94,207 | 95,069 | 189,276 | |
| Aged(6-11) | 172,923 | 171,307 | 344,230 | 80,961 | 80,570 | 161,531 | 91,962 | 90,737 | 182,699 | |
| Enrolment in (Pry) 1 | 27,721 | 29,369 | 57,090 | 16,147 | 15,801 | 31,948 | 11,574 | 13,568 | 25,142 | |
| Enrolment in (Pry) 6 | 23,517 | 23,040 | 46,557 | 13,672 | 13,445 | 27,117 | 9,845 | 9,595 | 19,440 | |
| Number of Teachers | 7,185 | 16,690 | 23,875 | 1,877 | 4,066 | 5,943 | 5,308 | 12,624 | 17,932 | |
| No. of Qualified Teachers | 4,294 | 11,552 | 15,846 | 1,509 | 3,500 | 5,009 | 2,785 | 8,052 | 10,837 | |
| % Qualified Teachers | 59.76 | 69.22 | 66.37 | 80.39 | 86.08 | 84.28 | 52.47 | 63.78 | 60.43 | |
| Total No. of class rooms | | 35646 | | | 7014 | | | 28632 | | |
| Total No. of Good class rooms | | 32199 | | | 3567 | | | 28632 | | |
| JUNIOR SECONDARY SCHOOL | | | | | | | | | | |
| Indicator | Public | Private | Total | Demographic Data | | | Male | Female | Both | |
| Gender parity Index (GER) | | 1.12 | | Pop aged(12-14) | | | 206,799 | 196,131 | 402,930 | |
| Gender parity Index (NER) | | 1.15 | | Pop aged 12 | | | 79,620 | 76,906 | 156,526 | |
| Gender Gap (Gross) | | 9.53 | | Pop aged 14 | | | 62,299 | 58,566 | 120,865 | |
| % Female Pupil | 51.53 | 51.13 | 51.46 | Gross enrolment ratio | | | 80.80 | 90.33 | 85.44 | |
| Pupil/Teacher Ratio | 33.85 | 4.59 | 16.09 | Completion Rate | | | 83.80 | 97.29 | 90.34 | |
| Pupil/Qualified Teacher Ratio | 49.05 | 11.53 | 31.38 | Net Enrolment Ratio | | | 54.45 | 62.89 | 58.56 | |
| Pupil Classroom Ratio | | 29.46 | | Survival rate | | | | | | |
| Pupil Good Classroom Ratio | | 32.07 | | | | | | | | |
| Teacher/Classroom Ratio | | 1.83 | | | | | | | | |
| ALL SCHOOLS | | | PUBLIC SCHOOL | | | PRIVATE SCHOOL | | | Total | |
| Enrolment in JSS | 167,085 | 177,161 | 344,246 | 137,959 | 146,690 | 284,649 | 29,126 | 30,471 | 59,597 | |
| Aged(12-14) | 112,610 | 123,341 | 235,951 | 94,204 | 105,070 | 199,274 | 18,406 | 18,271 | 36,677 | |
| Enrolment in (JSS) 1 | 55,979 | 59,932 | 115,911 | 45,213 | 48,597 | 93,810 | 10,766 | 11,335 | 22,101 | |
| Enrolment in (JSS) 3 | 52,208 | 56,977 | 109,185 | 43,383 | 47,676 | 91,059 | 8,825 | 9,301 | 18,126 | |
| Number of Teachers | 10,535 | 10,862 | 21,397 | 3,683 | 4,726 | 8,409 | 6,852 | 6,136 | 12,988 | |
| No. of Qualified Teachers | 4,988 | 5,982 | 10,970 | 2,411 | 3,392 | 5,803 | 2,577 | 2,590 | 5,167 | |
| % Qualified Teachers | 47.35 | 55.07 | 51.27 | 65.46 | 71.77 | 69.01 | 37.61 | 42.21 | 39.78 | |
| Total No. of class rooms | | 11685 | | | 1886 | | | 9799 | | |
| Total No. of Good class rooms | | 10734 | | | 935 | | | 9799 | | |
| SENIOR SECONDARY SCHOOL | | | | | | | | | | |
| Indicator | Public | Private | Total | Demographic Data | | | Male | Female | Both | |
| Gender parity Index (GER) | | 1.19 | | Pop aged(15-17) | | | 179,936 | 169,369 | 349,305 | |
| Gender parity Index (NER) | | 1.18 | | Pop aged 15 | | | 60,596 | 57,052 | 117,648 | |
| Gender Gap (Gross) | | 9.48 | | Pop aged 17 | | | 59,428 | 55,933 | 115,361 | |
| % Female Pupil | 53.13 | 51.99 | 52.86 | Gross enrolment ratio | | | 49.59 | 59.07 | 54.19 | |
| Pupil/Teacher Ratio | 11.08 | 6.60 | 9.53 | Completion Rate | | | 47.54 | 57.35 | 52.30 | |
| Pupil/Qualified Teacher Ratio | 28.58 | 11.19 | 20.82 | Net Enrolment Ratio | | | 30.52 | 36.11 | 33.23 | |
| Pupil Classroom Ratio | | 23 | | Survival rate | | | | | | |
| Pupil Good Classroom Ratio | | 25 | | | | | | | | |
| Teacher/Classroom Ratio | | 2 | | | | | | | | |
| ALL SCHOOLS | | | PUBLIC SCHOOL | | | PRIVATE SCHOOL | | | Total | |
| Enrolment in SSS | 89,232 | 100,049 | 189,281 | 67,428 | 76,433 | 143,861 | 21,804 | 23,616 | 45,420 | |
| Aged(15-17) | 54,925 | 61,163 | 116,088 | 40,978 | 46,531 | 87,509 | 13,947 | 14,632 | 28,579 | |
| Enrolment in (SSS) 1 | 30,726 | 35,579 | 66,305 | 22,657 | 26,838 | 49,495 | 8,069 | 8,741 | 16,810 | |
| Enrolment in (SSS) 3 | 28,253 | 32,079 | 60,332 | 21,948 | 25,236 | 47,184 | 6,305 | 6,843 | 13,148 | |
| Number of Teachers | 10,829 | 9,040 | 19,869 | 6,852 | 6,136 | 12,988 | 3,977 | 2,904 | 6,881 | |
| No. of Qualified Teachers | 4,384 | 4,708 | 9,092 | 2,195 | 2,839 | 5,034 | 2,189 | 1,869 | 4,058 | |
| % Qualified Teachers | 40.48 | 52.08 | 45.76 | 32.03 | 46.27 | 38.76 | 55.04 | 64.36 | 58.97 | |
| Total No. of class rooms | | 8269 | | | 1646 | | | 6623 | | |
| Total No. of Good class rooms | | 7442 | | | 819 | | | 6623 | | |

Sokoto State Basic and Post-Basic Education Indicators

| PRE-PRIMARY SCHOOL | | | | | | | | | |
|-------------------------------|---------|---------|---------------|-----------------------|---------|----------------|---------|---------|-----------|
| Indicator | Public | Private | Total | Demographic Data | | | Male | Female | Both |
| Gender parity Index (GER) | | 0.86 | | Pop aged(3-5) | | | 305,589 | 308,623 | 614,212 |
| Gender parity Index (NER) | | 0.92 | | Pop aged 3 | | | 105,004 | 105,815 | 210,819 |
| Gender Gap (Gross) | | -2.10 | | Pop aged 5 | | | 98,857 | 100,078 | 198,935 |
| % Female Pupil | 45.65 | 48.46 | 46.41 | Gross enrolment ratio | | | 14.7 | 12.6 | 13.7 |
| Pupil/Teacher Ratio | 1805.53 | 5.05 | 18.68 | Completion Rate | | | 16.09 | 13.47 | 14.77 |
| Pupil/Qualified Teacher Ratio | 3069.40 | 5.61 | 20.81 | Net Enrolment Ratio | | | 9.41 | 8.69 | 9.05 |
| Pupil Classroom Ratio | | 30.72 | | Survival rate | | | | | |
| Pupil Good Classroom Ratio | | 34.79 | | | | | | | |
| Teacher/Classroom Ratio | | 1.64 | | | | | | | |
| ALL SCHOOLS | | | PUBLIC SCHOOL | | | PRIVATE SCHOOL | | | |
| | Male | Female | Total | Male | Female | Total | Male | Female | Total |
| Enrolment in Pre-primary | 44,959 | 38,928 | 83,887 | 33,364 | 28,024 | 61,388 | 11,595 | 10,904 | 22,499 |
| Aged(3-5) | 28,761 | 26,805 | 55,566 | 21,004 | 19,564 | 40,568 | 7,757 | 7,241 | 14,998 |
| Enrolment in (Nur) 1 | 14,108 | 11,882 | 25,990 | 10,106 | 8,178 | 18,284 | 4,002 | 3,704 | 7,706 |
| Enrolment in (Nur) 3 | 15,911 | 13,476 | 29,387 | 13,501 | 11,367 | 24,868 | 2,410 | 2,109 | 4,519 |
| Number of Teachers | 2,244 | 2,247 | 4,491 | 24 | 10 | 34 | 2,220 | 2,237 | 4,457 |
| No. of Qualified Teachers | 2,048 | 1,984 | 4,032 | 13 | 7 | 20 | 2,035 | 1,977 | 4,012 |
| % Qualified Teachers | 91.27 | 88.30 | 89.78 | 54.17 | 70.00 | 58.82 | 91.67 | 88.38 | 90.02 |
| Total No. of class rooms | | 2731 | | | 1667 | | | 1064 | |
| Total No. of Good class rooms | | 2411 | | | 1382 | | | 1029 | |
| PRIMARY SCHOOL | | | | | | | | | |
| Indicator | Public | Private | Total | Demographic Data | | | Male | Female | Both |
| Gender parity Index (GER) | | 0.71 | | Pop aged(6-11) | | | 580,351 | 591,003 | 1,171,354 |
| Gender parity Index (NER) | | 0.63 | | Pop aged 6 | | | 96,334 | 97,714 | 194,048 |
| Gender Gap (Gross) | | -25.49 | | Pop aged 11 | | | 96,147 | 98,277 | 194,424 |
| % Female Pupil | 41.83 | 46.39 | 41.99 | Gross enrolment ratio | | | 88.10 | 62.61 | 75.24 |
| Pupil/Teacher Ratio | 211.06 | 19.54 | 158.16 | Completion Rate | | | 46.60 | 30.08 | 38.25 |
| Pupil/Qualified Teacher Ratio | 107.19 | 31.76 | 99.15 | Net Enrolment Ratio | | | 68.46 | 43.04 | 55.63 |
| Pupil Classroom Ratio | | 52.63 | | Survival rate | | | | | |
| Pupil Good Classroom Ratio | | 122.03 | | | | | | | |
| Teacher/Classroom Ratio | | 0.33 | | | | | | | |
| ALL SCHOOLS | | | PUBLIC SCHOOL | | | PRIVATE SCHOOL | | | |
| | Male | Female | Total | Male | Female | Total | Male | Female | Total |
| Enrolment in Primary | 511,262 | 370,014 | 881,276 | 495,137 | 356,060 | 851,197 | 16,125 | 13,954 | 30,079 |
| Aged(6-11) | 397,300 | 254,355 | 651,655 | 381,907 | 241,307 | 623,214 | 15,393 | 13,048 | 28,441 |
| Enrolment in (Pry) 1 | 126,124 | 93,180 | 219,304 | 122,503 | 90,701 | 213,204 | 3,621 | 2,479 | 6,100 |
| Enrolment in (Pry) 6 | 44,803 | 29,562 | 74,365 | 43,989 | 28,867 | 72,856 | 814 | 695 | 1,509 |
| Number of Teachers | 2,486 | 3,086 | 5,572 | 1,149 | 2,884 | 4,033 | 1,337 | 202 | 1,539 |
| No. of Qualified Teachers | 6,891 | 1,997 | 8,888 | 6,063 | 1,878 | 7,941 | 828 | 119 | 947 |
| % Qualified Teachers | 277.19 | 64.71 | 159.51 | 527.68 | 65.12 | 196.90 | 61.93 | 58.91 | 61.53 |
| Total No. of class rooms | | 16746 | | | 15682 | | | 1064 | |
| Total No. of Good class rooms | | 7222 | | | 6193 | | | 1029 | |
| JUNIOR SECONDARY SCHOOL | | | | | | | | | |
| Indicator | Public | Private | Total | Demographic Data | | | Male | Female | Both |
| Gender parity Index (GER) | | 0.61 | | Pop aged(12-14) | | | 239,724 | 237,008 | 476,732 |
| Gender parity Index (NER) | | 0.62 | | Pop aged 12 | | | 93,296 | 95,515 | 188,811 |
| Gender Gap (Gross) | | -13.16 | | Pop aged 14 | | | 71,382 | 69,165 | 140,547 |
| % Female Pupil | 36.65 | 48.77 | 37.46 | Gross enrolment ratio | | | 33.40 | 20.24 | 26.85 |
| Pupil/Teacher Ratio | 28.02 | 1.92 | 14.68 | Completion Rate | | | 33.92 | 20.85 | 27.49 |
| Pupil/Qualified Teacher Ratio | 31.74 | 2.13 | 16.46 | Net Enrolment Ratio | | | 24.48 | 15.11 | 19.82 |
| Pupil Classroom Ratio | | 41.22 | | Survival rate | | | | | |
| Pupil Good Classroom Ratio | | 48.00 | | | | | | | |
| Teacher/Classroom Ratio | | 2.81 | | | | | | | |
| ALL SCHOOLS | | | PUBLIC SCHOOL | | | PRIVATE SCHOOL | | | |
| | Male | Female | Total | Male | Female | Total | Male | Female | Total |
| Enrolment in JSS | 80,061 | 47,962 | 128,023 | 75,674 | 43,785 | 119,459 | 4,387 | 4,177 | 8,564 |
| Aged(12-14) | 58,676 | 35,823 | 94,499 | 55,318 | 32,579 | 87,897 | 3,358 | 3,244 | 6,602 |
| Enrolment in (JSS) 1 | 28,401 | 17,128 | 45,529 | 26,690 | 15,613 | 42,303 | 1,711 | 1,515 | 3,226 |
| Enrolment in (JSS) 3 | 24,214 | 14,421 | 38,635 | 23,005 | 13,240 | 36,245 | 1,209 | 1,181 | 2,390 |
| Number of Teachers | 5,424 | 3,297 | 8,721 | 3,204 | 1,060 | 4,264 | 2,220 | 2,237 | 4,457 |
| No. of Qualified Teachers | 4,846 | 2,930 | 7,776 | 2,811 | 953 | 3,764 | 2,035 | 1,977 | 4,012 |
| % Qualified Teachers | 89.34 | 88.87 | 89.16 | 87.73 | 89.91 | 88.27 | 91.67 | 88.38 | 90.02 |
| Total No. of class rooms | | 3106 | | | 2042 | | | 1064 | |
| Total No. of Good class rooms | | 2667 | | | 1638 | | | 1029 | |
| SENIOR SECONDARY SCHOOL | | | | | | | | | |
| Indicator | Public | Private | Total | Demographic Data | | | Male | Female | Both |
| Gender parity Index (GER) | | 0.60 | | Pop aged(15-17) | | | 204,778 | 198,380 | 403,158 |
| Gender parity Index (NER) | | 0.59 | | Pop aged 15 | | | 69,096 | 67,030 | 136,126 |
| Gender Gap (Gross) | | -12.06 | | Pop aged 17 | | | 67,522 | 65,326 | 132,848 |
| % Female Pupil | 34.86 | 50.78 | 36.80 | Gross enrolment ratio | | | 30.23 | 18.16 | 24.29 |
| Pupil/Teacher Ratio | 30.86 | 2.67 | 13.52 | Completion Rate | | | 29.29 | 16.83 | 23.16 |
| Pupil/Qualified Teacher Ratio | 34.45 | 2.97 | 15.05 | Net Enrolment Ratio | | | 26.74 | 15.83 | 21.37 |
| Pupil Classroom Ratio | | 61 | | Survival rate | | | | | |
| Pupil Good Classroom Ratio | | 76 | | | | | | | |
| Teacher/Classroom Ratio | | 4 | | | | | | | |
| ALL SCHOOLS | | | PUBLIC SCHOOL | | | PRIVATE SCHOOL | | | |
| | Male | Female | Total | Male | Female | Total | Male | Female | Total |
| Enrolment in SSS | 61,895 | 36,035 | 97,930 | 56,033 | 29,986 | 86,019 | 5,862 | 6,049 | 11,911 |
| Aged(15-17) | 54,760 | 31,401 | 86,161 | 49,320 | 25,864 | 75,184 | 5,440 | 5,537 | 10,977 |
| Enrolment in (SSS) 1 | 21,589 | 13,271 | 34,860 | 18,681 | 10,448 | 29,129 | 2,908 | 2,823 | 5,731 |
| Enrolment in (SSS) 3 | 19,775 | 10,997 | 30,772 | 18,603 | 9,701 | 28,304 | 1,172 | 1,296 | 2,468 |
| Number of Teachers | 4,366 | 2,878 | 7,244 | 2,146 | 641 | 2,787 | 2,220 | 2,237 | 4,457 |
| No. of Qualified Teachers | 3,951 | 2,558 | 6,509 | 1,916 | 581 | 2,497 | 2,035 | 1,977 | 4,012 |
| % Qualified Teachers | 90.49 | 88.88 | 89.85 | 89.28 | 90.64 | 89.59 | 91.67 | 88.38 | 90.02 |
| Total No. of class rooms | | 1616 | | | 1443 | | | 173 | |
| Total No. of Good class rooms | | 1284 | | | 1129 | | | 155 | |

Taraba State Basic and Post-Basic Education Indicators

| PRE-PRIMARY SCHOOL | | | | | | | | | | |
|-------------------------------|---------|---------|---------------|-----------------------|---------|----------------|---------|---------|---------|--|
| Indicator | Public | Private | Total | Demographic Data | | | Male | Female | Both | |
| Gender parity Index (GER) | | 0.97 | | Pop aged(3-5) | | | 161,733 | 159,756 | 321,489 | |
| Gender parity Index (NER) | | 1.00 | | Pop aged 3 | | | 54,530 | 53,763 | 108,293 | |
| Gender Gap (Gross) | | -0.58 | | Pop aged 5 | | | 53,317 | 52,767 | 106,084 | |
| % Female Pupil | 50.12 | 48.70 | 48.98 | Gross enrolment ratio | | | 20.7 | 20.1 | 20.4 | |
| Pupil/Teacher Ratio | 295.76 | 22.23 | 27.36 | Completion Rate | | | 9.26 | 8.76 | 9.01 | |
| Pupil/Qualified Teacher Ratio | 782.88 | 42.26 | 52.28 | Net Enrolment Ratio | | | 12.64 | 12.69 | 12.66 | |
| Pupil Classroom Ratio | | 35.99 | | Survival rate | | | | | | |
| Pupil Good Classroom Ratio | | 38.03 | | | | | | | | |
| Teacher/Classroom Ratio | | 1.32 | | | | | | | | |
| ALL SCHOOLS | | | PUBLIC SCHOOL | | | PRIVATE SCHOOL | | | Total | |
| Enrolment in Pre-primary | 33,522 | 32,188 | 65,710 | 6,639 | 6,670 | 13,309 | 26,883 | 25,518 | 52,401 | |
| Aged(3-5) | 20,446 | 20,267 | 40,713 | 4,657 | 4,507 | 9,164 | 15,789 | 15,760 | 31,549 | |
| Enrolment in (Nur) 1 | 12,162 | 11,470 | 23,632 | 2,742 | 2,566 | 5,308 | 9,420 | 8,904 | 18,324 | |
| Enrolment in (Nur) 3 | 4,938 | 4,624 | 9,562 | 535 | 479 | 1,014 | 4,403 | 4,145 | 8,548 | |
| Number of Teachers | 1,738 | 664 | 2,402 | 30 | 15 | 45 | 1,708 | 649 | 2,357 | |
| No. of Qualified Teachers | 827 | 430 | 1,257 | 10 | 7 | 17 | 817 | 423 | 1,240 | |
| % Qualified Teachers | 47.58 | 64.76 | 52.33 | 33.33 | 46.67 | 37.78 | 47.83 | 65.18 | 52.61 | |
| Total No. of class rooms | | 1826 | | | 99 | | | 1727 | | |
| Total No. of Good class rooms | | 1728 | | | 37 | | | 1691 | | |
| PRIMARY SCHOOL | | | | | | | | | | |
| Indicator | Public | Private | Total | Demographic Data | | | Male | Female | Both | |
| Gender parity Index (GER) | | 0.85 | | Pop aged(6-11) | | | 287,158 | 285,158 | 572,316 | |
| Gender parity Index (NER) | | 0.85 | | Pop aged 6 | | | 52,799 | 52,316 | 105,115 | |
| Gender Gap (Gross) | | -20.86 | | Pop aged 11 | | | 43,153 | 42,946 | 86,099 | |
| % Female Pupil | 45.34 | 48.32 | 45.84 | Gross enrolment ratio | | | 141.08 | 120.22 | 130.69 | |
| Pupil/Teacher Ratio | 38.14 | 8.21 | 23.77 | Completion Rate | | | 102.48 | 87.03 | 94.77 | |
| Pupil/Qualified Teacher Ratio | 45.29 | 13.24 | 32.32 | Net Enrolment Ratio | | | 124.10 | 105.46 | 114.81 | |
| Pupil Classroom Ratio | | 198.66 | | Survival rate | | | | | | |
| Pupil Good Classroom Ratio | | 244.91 | | | | | | | | |
| Teacher/Classroom Ratio | | 8.36 | | | | | | | | |
| ALL SCHOOLS | | | PUBLIC SCHOOL | | | PRIVATE SCHOOL | | | Total | |
| Enrolment in Primary | 405,131 | 342,828 | 747,959 | 341,045 | 282,907 | 623,952 | 64,086 | 59,921 | 124,007 | |
| Aged(6-11) | 356,351 | 300,734 | 657,085 | 303,675 | 251,114 | 554,789 | 52,676 | 49,620 | 102,296 | |
| Enrolment in (Pry) 1 | 89,768 | 74,276 | 164,044 | 75,166 | 60,629 | 135,795 | 14,602 | 13,647 | 28,249 | |
| Enrolment in (Pry) 6 | 44,225 | 37,374 | 81,599 | 39,308 | 32,811 | 72,119 | 4,917 | 4,563 | 9,480 | |
| Number of Teachers | 20,264 | 11,199 | 31,463 | 11,192 | 5,166 | 16,358 | 9,072 | 6,033 | 15,105 | |
| No. of Qualified Teachers | 14,035 | 9,106 | 23,141 | 9,382 | 4,394 | 13,776 | 4,653 | 4,712 | 9,365 | |
| % Qualified Teachers | 69.26 | 81.31 | 73.55 | 83.83 | 85.06 | 84.22 | 51.29 | 78.10 | 62.00 | |
| Total No. of class rooms | | 3765 | | | 2884 | | | 881 | | |
| Total No. of Good class rooms | | 3054 | | | 2307 | | | 747 | | |
| JUNIOR SECONDARY SCHOOL | | | | | | | | | | |
| Indicator | Public | Private | Total | Demographic Data | | | Male | Female | Both | |
| Gender parity Index (GER) | | 0.86 | | Pop aged(12-14) | | | 125,264 | 121,359 | 246,623 | |
| Gender parity Index (NER) | | 0.87 | | Pop aged 12 | | | 41,724 | 41,557 | 83,281 | |
| Gender Gap (Gross) | | -5.89 | | Pop aged 14 | | | 40,874 | 39,079 | 79,953 | |
| % Female Pupil | 43.75 | 48.03 | 45.47 | Gross enrolment ratio | | | 42.30 | 36.40 | 39.40 | |
| Pupil/Teacher Ratio | 25.34 | 8.12 | 13.69 | Completion Rate | | | 38.46 | 33.75 | 36.16 | |
| Pupil/Qualified Teacher Ratio | 28.64 | 3.29 | 6.99 | Net Enrolment Ratio | | | 28.62 | 24.88 | 26.78 | |
| Pupil Classroom Ratio | | 736.09 | | Survival rate | | | | | | |
| Pupil Good Classroom Ratio | | 783.58 | | | | | | | | |
| Teacher/Classroom Ratio | | 53.77 | | | | | | | | |
| ALL SCHOOLS | | | PUBLIC SCHOOL | | | PRIVATE SCHOOL | | | Total | |
| Enrolment in JSS | 52,984 | 44,180 | 97,164 | 32,716 | 25,445 | 58,161 | 20,268 | 18,735 | 39,003 | |
| Aged(12-14) | 35,845 | 30,190 | 66,035 | 21,679 | 17,426 | 39,105 | 14,166 | 12,764 | 26,930 | |
| Enrolment in (JSS) 1 | 19,066 | 16,102 | 35,168 | 11,453 | 8,940 | 20,393 | 7,613 | 7,162 | 14,775 | |
| Enrolment in (JSS) 3 | 15,720 | 13,190 | 28,910 | 9,925 | 7,961 | 17,886 | 5,795 | 5,229 | 11,024 | |
| Number of Teachers | 4,888 | 2,210 | 7,098 | 1,687 | 608 | 2,295 | 3,201 | 1,602 | 4,803 | |
| No. of Qualified Teachers | 3,642 | 10,249 | 13,891 | 1,489 | 542 | 2,031 | 2,153 | 9,707 | 11,860 | |
| % Qualified Teachers | 74.51 | 463.76 | 195.70 | 88.26 | 89.14 | 88.50 | 67.26 | 605.93 | 246.93 | |
| Total No. of class rooms | | 132 | | | 20 | | | 112 | | |
| Total No. of Good class rooms | | 124 | | | 20 | | | 104 | | |
| SENIOR SECONDARY SCHOOL | | | | | | | | | | |
| Indicator | Public | Private | Total | Demographic Data | | | Male | Female | Both | |
| Gender parity Index (GER) | | 0.83 | | Pop aged(15-17) | | | 117,724 | 112,303 | 230,027 | |
| Gender parity Index (NER) | | 0.90 | | Pop aged 15 | | | 39,683 | 37,923 | 77,606 | |
| Gender Gap (Gross) | | -5.24 | | Pop aged 17 | | | 38,846 | 37,000 | 75,846 | |
| % Female Pupil | 42.48 | 47.85 | 44.29 | Gross enrolment ratio | | | 31.42 | 26.19 | 28.87 | |
| Pupil/Teacher Ratio | 3.16 | 3.22 | 3.18 | Completion Rate | | | 26.27 | 22.50 | 24.43 | |
| Pupil/Qualified Teacher Ratio | 19.93 | 4.63 | 9.43 | Net Enrolment Ratio | | | 21.24 | 19.13 | 20.21 | |
| Pupil Classroom Ratio | | 51 | | Survival rate | | | | | | |
| Pupil Good Classroom Ratio | | 52 | | | | | | | | |
| Teacher/Classroom Ratio | | 16 | | | | | | | | |
| ALL SCHOOLS | | | PUBLIC SCHOOL | | | PRIVATE SCHOOL | | | Total | |
| Enrolment in SSS | 36,994 | 29,410 | 66,404 | 25,307 | 18,687 | 43,994 | 11,687 | 10,723 | 22,410 | |
| Aged(15-17) | 25,001 | 21,487 | 46,488 | 16,597 | 13,399 | 29,996 | 8,404 | 8,088 | 16,492 | |
| Enrolment in (SSS) 1 | 14,375 | 11,362 | 25,737 | 9,573 | 6,960 | 16,533 | 4,802 | 4,402 | 9,204 | |
| Enrolment in (SSS) 3 | 10,204 | 8,325 | 18,529 | 7,175 | 5,390 | 12,565 | 3,029 | 2,935 | 5,964 | |
| Number of Teachers | 12,458 | 8,416 | 20,874 | 7,990 | 5,927 | 13,917 | 4,468 | 2,489 | 6,957 | |
| No. of Qualified Teachers | 5,218 | 1,825 | 7,043 | 1,715 | 492 | 2,207 | 3,503 | 1,333 | 4,836 | |
| % Qualified Teachers | 41.88 | 21.68 | 33.74 | 21.46 | 8.30 | 15.86 | 78.40 | 53.56 | 69.51 | |
| Total No. of class rooms | | 1300 | | | 1300 | | | 0 | | |
| Total No. of Good class rooms | | 1274 | | | 1274 | | | 0 | | |

Yobe State Basic and Post-Basic Education Indicators

| PRE-PRIMARY SCHOOL | | | | | | | | | |
|-------------------------------|---------|---------|---------------|-----------------------|---------|----------------|---------|---------|---------|
| Indicator | Public | Private | Total | Demographic Data | | | Male | Female | Both |
| Gender parity Index (GER) | | 0.96 | | Pop aged(3-5) | | | 165,358 | 159,094 | 324,452 |
| Gender parity Index (NER) | | 0.96 | | Pop aged 3 | | | 56,267 | 54,031 | 110,298 |
| Gender Gap (Gross) | | -0.39 | | Pop aged 5 | | | 54,002 | 52,053 | 106,055 |
| % Female Pupil | 47.71 | 48.88 | 48.05 | Gross enrolment ratio | | | 10.2 | 9.8 | 10.0 |
| Pupil/Teacher Ratio | 736.23 | 271.63 | 489.85 | Completion Rate | | | 7.57 | 7.32 | 7.45 |
| Pupil/Qualified Teacher Ratio | 815.11 | 339.54 | 577.32 | Net Enrolment Ratio | | | 10.16 | 9.76 | 9.96 |
| Pupil Classroom Ratio | | 74.32 | | Survival rate | | | | | |
| Pupil Good Classroom Ratio | | 84.19 | | | | | | | |
| Teacher/Classroom Ratio | | 0.15 | | | | | | | |
| ALL SCHOOLS | | | PUBLIC SCHOOL | | | PRIVATE SCHOOL | | | |
| | Male | Female | Total | Male | Female | Total | Male | Female | Total |
| Enrolment in Pre-primary | 16,795 | 15,535 | 32,330 | 11,935 | 10,888 | 22,823 | 4,860 | 4,647 | 9,507 |
| Aged(3-5) | 16,795 | 15,535 | 32,330 | 11,935 | 10,888 | 22,823 | 4,860 | 4,647 | 9,507 |
| Enrolment in (Nur) 1 | 6,080 | 5,727 | 11,807 | 4,591 | 4,175 | 8,766 | 1,489 | 1,552 | 3,041 |
| Enrolment in (Nur) 3 | 4,089 | 3,808 | 7,897 | 2,960 | 2,686 | 5,646 | 1,129 | 1,122 | 2,251 |
| Number of Teachers | 11 | 55 | 66 | 3 | 28 | 31 | 8 | 27 | 35 |
| No. of Qualified Teachers | 6 | 50 | 56 | 3 | 25 | 28 | 3 | 25 | 28 |
| % Qualified Teachers | 54.55 | 90.91 | 84.85 | 100.00 | 89.29 | 90.32 | 37.50 | 92.59 | 80.00 |
| Total No. of class rooms | | 435 | | | 57 | | | 378 | |
| Total No. of Good class rooms | | 384 | | | 6 | | | 378 | |
| PRIMARY SCHOOL | | | | | | | | | |
| Indicator | Public | Private | Total | Demographic Data | | | Male | Female | Both |
| Gender parity Index (GER) | | 0.38 | | Pop aged(6-11) | | | 317,234 | 306,971 | 624,205 |
| Gender parity Index (NER) | | 0.46 | | Pop aged 6 | | | 52,957 | 51,126 | 104,083 |
| Gender Gap (Gross) | | -145.04 | | Pop aged 11 | | | 52,956 | 51,340 | 104,296 |
| % Female Pupil | 26.65 | 49.79 | 27.13 | Gross enrolment ratio | | | 235.71 | 90.67 | 164.38 |
| Pupil/Teacher Ratio | 151.00 | 3.16 | 77.08 | Completion Rate | | | 79.18 | 67.23 | 73.30 |
| Pupil/Qualified Teacher Ratio | 226.98 | 333.65 | 228.47 | Net Enrolment Ratio | | | 192.62 | 88.93 | 141.62 |
| Pupil Classroom Ratio | | 166.49 | | Survival rate | | | | | |
| Pupil Good Classroom Ratio | | 210.78 | | | | | | | |
| Teacher/Classroom Ratio | | 2.16 | | | | | | | |
| ALL SCHOOLS | | | PUBLIC SCHOOL | | | PRIVATE SCHOOL | | | |
| | Male | Female | Total | Male | Female | Total | Male | Female | Total |
| Enrolment in Primary | 747,741 | 278,327 | 1,026,068 | 737,186 | 267,862 | 1,005,048 | 10,555 | 10,465 | 21,020 |
| Aged(6-11) | 611,044 | 272,978 | 884,022 | 600,489 | 262,513 | 863,002 | 10,555 | 10,465 | 21,020 |
| Enrolment in (Pry) 1 | 67,280 | 57,010 | 124,290 | 65,132 | 54,898 | 120,030 | 2,148 | 2,112 | 4,260 |
| Enrolment in (Pry) 6 | 41,930 | 34,514 | 76,444 | 40,776 | 33,389 | 74,165 | 1,154 | 1,125 | 2,279 |
| Number of Teachers | 8,534 | 4,778 | 13,312 | 4,267 | 2,389 | 6,656 | 4,267 | 2,389 | 6,656 |
| No. of Qualified Teachers | 2,733 | 1,758 | 4,491 | 2,698 | 1,730 | 4,428 | 35 | 28 | 63 |
| % Qualified Teachers | 32.02 | 36.79 | 33.74 | 63.23 | 72.42 | 66.53 | 0.82 | 1.17 | 0.95 |
| Total No. of class rooms | | 6163 | | | 5156 | | | 1007 | |
| Total No. of Good class rooms | | 4868 | | | 3861 | | | 1007 | |
| JUNIOR SECONDARY SCHOOL | | | | | | | | | |
| Indicator | Public | Private | Total | Demographic Data | | | Male | Female | Both |
| Gender parity Index (GER) | | 0.87 | | Pop aged(12-14) | | | 135,933 | 128,706 | 264,639 |
| Gender parity Index (NER) | | 0.90 | | Pop aged 12 | | | 51,242 | 49,724 | 100,966 |
| Gender Gap (Gross) | | -5.34 | | Pop aged 14 | | | 41,741 | 38,956 | 80,697 |
| % Female Pupil | 44.18 | 53.56 | 45.06 | Gross enrolment ratio | | | 39.86 | 34.52 | 37.26 |
| Pupil/Teacher Ratio | 48.05 | 3.30 | 21.17 | Completion Rate | | | 38.97 | 34.73 | 36.92 |
| Pupil/Qualified Teacher Ratio | 55.48 | 26.84 | 50.44 | Net Enrolment Ratio | | | 29.96 | 26.94 | 28.50 |
| Pupil Classroom Ratio | | 428.72 | | Survival rate | | | | | |
| Pupil Good Classroom Ratio | | 442.17 | | | | | | | |
| Teacher/Classroom Ratio | | 20.25 | | | | | | | |
| ALL SCHOOLS | | | PUBLIC SCHOOL | | | PRIVATE SCHOOL | | | |
| | Male | Female | Total | Male | Female | Total | Male | Female | Total |
| Enrolment in JSS | 54,178 | 44,427 | 98,605 | 49,890 | 39,482 | 89,372 | 4,288 | 4,945 | 9,233 |
| Aged(12-14) | 40,732 | 34,677 | 75,409 | 37,455 | 30,960 | 68,415 | 3,277 | 3,717 | 6,994 |
| Enrolment in (JSS) 1 | 19,148 | 15,641 | 34,789 | 17,471 | 13,783 | 31,254 | 1,677 | 1,858 | 3,535 |
| Enrolment in (JSS) 3 | 16,265 | 13,531 | 29,796 | 15,078 | 12,028 | 27,106 | 1,187 | 1,503 | 2,690 |
| Number of Teachers | 3,286 | 1,372 | 4,658 | 1,482 | 378 | 1,860 | 1,804 | 994 | 2,798 |
| No. of Qualified Teachers | 1,552 | 403 | 1,955 | 1,274 | 337 | 1,611 | 278 | 66 | 344 |
| % Qualified Teachers | 47.23 | 29.37 | 41.97 | 85.96 | 89.15 | 86.61 | 15.41 | 6.64 | 12.29 |
| Total No. of class rooms | | 230 | | | 209 | | | 21 | |
| Total No. of Good class rooms | | 223 | | | 202 | | | 21 | |
| SENIOR SECONDARY SCHOOL | | | | | | | | | |
| Indicator | Public | Private | Total | Demographic Data | | | Male | Female | Both |
| Gender parity Index (GER) | | 0.62 | | Pop aged(15-17) | | | 121,596 | 113,035 | 234,631 |
| Gender parity Index (NER) | | 0.64 | | Pop aged 15 | | | 40,825 | 38,040 | 78,865 |
| Gender Gap (Gross) | | -10.90 | | Pop aged 17 | | | 40,265 | 37,354 | 77,619 |
| % Female Pupil | 31.53 | 60.08 | 36.73 | Gross enrolment ratio | | | 29.04 | 18.14 | 23.79 |
| Pupil/Teacher Ratio | 21.11 | 6.71 | 15.18 | Completion Rate | | | 25.44 | 16.60 | 21.19 |
| Pupil/Qualified Teacher Ratio | 25.16 | 5.24 | 14.87 | Net Enrolment Ratio | | | 22.97 | 14.78 | 19.02 |
| Pupil Classroom Ratio | | 28 | | Survival rate | | | | | |
| Pupil Good Classroom Ratio | | 34 | | | | | | | |
| Teacher/Classroom Ratio | | 2 | | | | | | | |
| ALL SCHOOLS | | | PUBLIC SCHOOL | | | PRIVATE SCHOOL | | | |
| | Male | Female | Total | Male | Female | Total | Male | Female | Total |
| Enrolment in SSS | 35,316 | 20,504 | 55,820 | 31,256 | 14,393 | 45,649 | 4,060 | 6,111 | 10,171 |
| Aged(15-17) | 27,928 | 16,703 | 44,631 | 24,250 | 11,266 | 35,516 | 3,678 | 5,437 | 9,115 |
| Enrolment in (SSS) 1 | 13,258 | 7,566 | 20,824 | 11,663 | 5,241 | 16,904 | 1,595 | 2,325 | 3,920 |
| Enrolment in (SSS) 3 | 10,242 | 6,202 | 16,444 | 9,133 | 4,581 | 13,714 | 1,109 | 1,621 | 2,730 |
| Number of Teachers | 2,597 | 1,080 | 3,677 | 1,569 | 593 | 2,162 | 1,028 | 487 | 1,515 |
| No. of Qualified Teachers | 2,549 | 1,205 | 3,754 | 1,327 | 487 | 1,814 | 1,222 | 718 | 1,940 |
| % Qualified Teachers | 98.15 | 111.57 | 102.09 | 84.58 | 82.12 | 83.90 | 118.87 | 147.43 | 128.05 |
| Total No. of class rooms | | 1967 | | | 950 | | | 1017 | |
| Total No. of Good class rooms | | 1627 | | | 831 | | | 796 | |

Zamfara State Basic and Post-Basic Education Indicators

| PRE-PRIMARY SCHOOL | | | | | | | | | |
|-------------------------------|---------|---------|---------------|-----------------------|---------|----------------|---------|---------|-----------|
| Indicator | Public | Private | Total | Demographic Data | | | Male | Female | Both |
| Gender parity Index (GER) | | 0.63 | | Pop aged(3-5) | | | 298,108 | 303,279 | 601,387 |
| Gender parity Index (NER) | | 0.83 | | Pop aged 3 | | | 97,905 | 99,468 | 197,373 |
| Gender Gap (Gross) | | -11.92 | | Pop aged 5 | | | 100,766 | 102,661 | 203,427 |
| % Female Pupil | 38.96 | 43.43 | 39.23 | Gross enrolment ratio | | | 32.6 | 20.7 | 26.6 |
| Pupil/Teacher Ratio | 26.59 | 14.43 | 25.28 | Completion Rate | | | 5.33 | 3.65 | 4.48 |
| Pupil/Qualified Teacher Ratio | 70.75 | 23.15 | 62.81 | Net Enrolment Ratio | | | 5.86 | 4.89 | 5.37 |
| Pupil Classroom Ratio | | 90.18 | | Survival rate | | | | | |
| Pupil Good Classroom Ratio | | 139.96 | | | | | | | |
| Teacher/Classroom Ratio | | 3.57 | | | | | | | |
| ALL SCHOOLS | | | PUBLIC SCHOOL | | | PRIVATE SCHOOL | | | |
| | Male | Female | Total | Male | Female | Total | Male | Female | Total |
| Enrolment in Pre-primary | 97,212 | 62,761 | 159,973 | 91,646 | 58,488 | 150,134 | 5,566 | 4,273 | 9,839 |
| Aged(3-5) | 17,462 | 14,829 | 32,291 | 13,609 | 11,488 | 25,097 | 3,853 | 3,341 | 7,194 |
| Enrolment in (Nur) 1 | 9,552 | 6,794 | 16,346 | 8,602 | 6,138 | 14,740 | 950 | 656 | 1,606 |
| Enrolment in (Nur) 3 | 5,367 | 3,752 | 9,119 | 4,395 | 3,090 | 7,485 | 972 | 662 | 1,634 |
| Number of Teachers | 5,496 | 832 | 6,328 | 4,881 | 765 | 5,646 | 615 | 67 | 682 |
| No. of Qualified Teachers | 2,258 | 289 | 2,547 | 1,877 | 245 | 2,122 | 381 | 44 | 425 |
| % Qualified Teachers | 41.08 | 34.74 | 40.25 | 38.46 | 32.03 | 37.58 | 61.95 | 65.67 | 62.32 |
| Total No. of class rooms | | 1774 | | | 1535 | | | 239 | |
| Total No. of Good class rooms | | 1143 | | | 983 | | | 160 | |
| PRIMARY SCHOOL | | | | | | | | | |
| Indicator | Public | Private | Total | Demographic Data | | | Male | Female | Both |
| Gender parity Index (GER) | | 0.65 | | Pop aged(6-11) | | | 530,145 | 542,065 | 1,072,210 |
| Gender parity Index (NER) | | 0.62 | | Pop aged 6 | | | 101,868 | 103,883 | 205,751 |
| Gender Gap (Gross) | | -43.70 | | Pop aged 11 | | | 76,263 | 78,203 | 154,466 |
| % Female Pupil | 39.55 | 44.48 | 39.78 | Gross enrolment ratio | | | 123.47 | 79.77 | 101.38 |
| Pupil/Teacher Ratio | 106.10 | 153.96 | 107.70 | Completion Rate | | | 486.32 | 310.38 | 397.25 |
| Pupil/Qualified Teacher Ratio | 157.53 | 182.69 | 158.57 | Net Enrolment Ratio | | | 111.65 | 69.12 | 90.15 |
| Pupil Classroom Ratio | | 34.00 | | Survival rate | | | | | |
| Pupil Good Classroom Ratio | | 60.37 | | | | | | | |
| Teacher/Classroom Ratio | | 0.32 | | | | | | | |
| ALL SCHOOLS | | | PUBLIC SCHOOL | | | PRIVATE SCHOOL | | | |
| | Male | Female | Total | Male | Female | Total | Male | Female | Total |
| Enrolment in Primary | 654,592 | 432,426 | 1,087,018 | 625,786 | 409,349 | 1,035,135 | 28,806 | 23,077 | 51,883 |
| Aged(6-11) | 591,925 | 374,694 | 966,619 | 568,041 | 354,878 | 922,919 | 23,884 | 19,816 | 43,700 |
| Enrolment in (Pry) 1 | 78,923 | 52,755 | 131,678 | 75,504 | 50,175 | 125,679 | 3,419 | 2,580 | 5,999 |
| Enrolment in (Pry) 6 | 370,886 | 242,726 | 613,612 | 354,727 | 229,759 | 584,486 | 16,159 | 12,967 | 29,126 |
| Number of Teachers | 8,041 | 2,052 | 10,093 | 7,814 | 1,942 | 9,756 | 227 | 110 | 337 |
| No. of Qualified Teachers | 5,200 | 1,655 | 6,855 | 5,012 | 1,559 | 6,571 | 188 | 96 | 284 |
| % Qualified Teachers | 64.67 | 80.65 | 67.92 | 64.14 | 80.28 | 67.35 | 82.82 | 87.27 | 84.27 |
| Total No. of class rooms | | 31967 | | | 48 | | | 31919 | |
| Total No. of Good class rooms | | 18005 | | | 32 | | | 17973 | |
| JUNIOR SECONDARY SCHOOL | | | | | | | | | |
| Indicator | Public | Private | Total | Demographic Data | | | Male | Female | Both |
| Gender parity Index (GER) | | 0.49 | | Pop aged(12-14) | | | 207,943 | 205,582 | 413,525 |
| Gender parity Index (NER) | | 0.49 | | Pop aged 12 | | | 74,102 | 76,044 | 150,146 |
| Gender Gap (Gross) | | -13.69 | | Pop aged 14 | | | 65,258 | 63,322 | 128,580 |
| % Female Pupil | 30.37 | 47.62 | 32.64 | Gross enrolment ratio | | | 26.85 | 13.16 | 20.04 |
| Pupil/Teacher Ratio | 12.94 | 3.16 | 9.19 | Completion Rate | | | 27.90 | 14.39 | 21.25 |
| Pupil/Qualified Teacher Ratio | 145.97 | 27.87 | 93.66 | Net Enrolment Ratio | | | 18.41 | 8.95 | 13.71 |
| Pupil Classroom Ratio | | 49.22 | | Survival rate | | | | | |
| Pupil Good Classroom Ratio | | 0.65 | | | | | | | |
| Teacher/Classroom Ratio | | 5.35 | | | | | | | |
| ALL SCHOOLS | | | PUBLIC SCHOOL | | | PRIVATE SCHOOL | | | |
| | Male | Female | Total | Male | Female | Total | Male | Female | Total |
| Enrolment in JSS | 55,830 | 27,059 | 82,889 | 50,108 | 21,856 | 71,964 | 5,722 | 5,203 | 10,925 |
| Aged(12-14) | 38,284 | 18,398 | 56,682 | 34,691 | 15,492 | 50,183 | 3,593 | 2,906 | 6,499 |
| Enrolment in (JSS) 1 | 18,837 | 8,886 | 27,723 | 16,678 | 7,112 | 23,790 | 2,159 | 1,774 | 3,933 |
| Enrolment in (JSS) 3 | 18,208 | 9,110 | 27,318 | 16,559 | 7,577 | 24,136 | 1,649 | 1,533 | 3,182 |
| Number of Teachers | 5,996 | 3,019 | 9,015 | 3,749 | 1,812 | 5,561 | 2,247 | 1,207 | 3,454 |
| No. of Qualified Teachers | 550 | 335 | 885 | 321 | 172 | 493 | 229 | 163 | 392 |
| % Qualified Teachers | 9.17 | 11.10 | 9.82 | 8.56 | 9.49 | 8.87 | 10.19 | 13.50 | 11.35 |
| Total No. of class rooms | | 1684 | | | 1684 | | | 0 | |
| Total No. of Good class rooms | | 127692 | | | 1383 | | | 126309 | |
| SENIOR SECONDARY SCHOOL | | | | | | | | | |
| Indicator | Public | Private | Total | Demographic Data | | | Male | Female | Both |
| Gender parity Index (GER) | | 0.66 | | Pop aged(15-17) | | | 187,081 | 181,573 | 368,654 |
| Gender parity Index (NER) | | 0.69 | | Pop aged 15 | | | 63,163 | 61,364 | 124,527 |
| Gender Gap (Gross) | | -9.24 | | Pop aged 17 | | | 61,645 | 59,778 | 121,423 |
| % Female Pupil | 37.76 | 61.30 | 39.07 | Gross enrolment ratio | | | 27.24 | 18.00 | 22.69 |
| Pupil/Teacher Ratio | 38.85 | 3.03 | 23.40 | Completion Rate | | | 27.56 | 18.15 | 22.93 |
| Pupil/Qualified Teacher Ratio | 467.36 | 15.51 | 177.98 | Net Enrolment Ratio | | | 17.87 | 12.32 | 15.14 |
| Pupil Classroom Ratio | | 82 | | Survival rate | | | | | |
| Pupil Good Classroom Ratio | | 86 | | | | | | | |
| Teacher/Classroom Ratio | | 3 | | | | | | | |
| ALL SCHOOLS | | | PUBLIC SCHOOL | | | PRIVATE SCHOOL | | | |
| | Male | Female | Total | Male | Female | Total | Male | Female | Total |
| Enrolment in SSS | 50,967 | 32,685 | 83,652 | 49,160 | 29,823 | 78,983 | 1,807 | 2,862 | 4,669 |
| Aged(15-17) | 33,433 | 22,375 | 55,808 | 32,228 | 20,160 | 52,388 | 1,205 | 2,215 | 3,420 |
| Enrolment in (SSS) 1 | 17,473 | 10,621 | 28,094 | 16,752 | 9,471 | 26,223 | 721 | 1,150 | 1,871 |
| Enrolment in (SSS) 3 | 16,991 | 10,847 | 27,838 | 16,470 | 10,129 | 26,599 | 521 | 718 | 1,239 |
| Number of Teachers | 2,590 | 985 | 3,575 | 1,642 | 391 | 2,033 | 948 | 594 | 1,542 |
| No. of Qualified Teachers | 344 | 126 | 470 | 149 | 20 | 169 | 195 | 106 | 301 |
| % Qualified Teachers | 13.28 | 12.79 | 13.15 | 9.07 | 5.12 | 8.31 | 20.57 | 17.85 | 19.52 |
| Total No. of class rooms | | 1023 | | | 441 | | | 582 | |
| Total No. of Good class rooms | | 970 | | | 399 | | | 571 | |

DATA DICTIONARY USED IN COMPLETION OF EDUCATION INDICATORS

The data dictionary presented below is a summarized version of the complete Nigerian data dictionary. Most definitions are identical to those used internationally by institutes such as UNESCO UIS.

Age specific enrolment rate (ASER)

Definition: Percentage of the population of a specific age enrolled, irrespective of the level of education.

Purpose: To show the extent of the participation of a specific age cohort in educational activities.

Calculation method: Divide the number of pupils (or students) of a specific age enrolled in educational institutions at all levels of education by the population of the same age and multiply the result by 100.

Class and Age Specific Enrolment Rate (CASER)

Definition: Class and Age Specific Enrolment Rate (CASER) is a method of calculating NER which has been performed in previous years in Nigeria. The CASER takes the number of children enrolled at a specific grade level of education for the age that is required at that level and divides the number by the total population of that age. Therefore when applied to a single level of education, this method is identical to the calculation used for NER. When dealing with an age range, CASER uses as the numerator only those children who are enrolled at the correct level of school and the correct age. Therefore CASER will derive a smaller percentage than NER which, when applied to a grade level range, uses as the numerator all children in the age group at the level of school regardless of which grade level they are enrolled in.

Completion Rate

Primary Phase and Junior Secondary

Definition: The completion rate is the ratio of the total number of pupils enrolled in the final year of education to the total number of school age pupils in the population for that age level. This is the same as Gross Enrolment Rate as taken for the final year.

Survival Rate

Definition: Percentage of a cohort of pupils enrolled in the first grade of a given level or cycle of education in a given school-year who are expected to reach the last grade of the given level or cycle of education.

Typical Calculation Method: Divide the total number of pupils belonging to a school-

cohort who reached the last grade of the specified level of education by the number of pupils in the school-cohort i.e. those originally enrolled in the first grade of primary education, junior secondary or senior secondary, and multiply the result by 100.

Nigerian Calculation Method: Divide the number of pupils who enrolled in the last grade of the given level or cycle of education in the current year by the number of pupils who enrolled in the first grade of the given level or cycle of education from the previous year when the pupils who are enrolled in the last grade of the given level or cycle of education were in the first grade of the given level or cycle of education. Nigeria uses this calculation method because figures pre-2004 are not readily available for dropouts, transfers etc.

Gender Gap (Gross)

Definition: The Male Gross Enrolment Rate (GER) less Female Gross Enrolment Rate (GER).

Gender Gap (Net)

Definition: The Male Net Enrolment Rate (NER) less Female Net Enrolment Rate (NER).

Gender Gap Teachers

Definition: The Percentage of Male Teachers (as a percentage of the total number of teachers) less the percentage of Female Teachers (as a percentage of the total number of teachers).

Gender Parity Index (GPI)

Definition: Ratio of female to male values of a given indicator. A GPI of 1 indicates parity between sexes. In the case of students we calculate GPI in terms of GER. Therefore $GPI = GER \text{ Female} / GER \text{ Male}$.

Gender Ratio Net

Definition: Ratio of female to male values of Net Enrolment Rate (NER). A GPI of 1 indicates parity between sexes.

Gross Enrolment ratio (GER)

Definition: Enrolment at a given level of education, regardless of age, expressed as a percentage of the population in the theoretical school-age group corresponding to this level of education. For the tertiary level, the population used is the five-year age group following on from the secondary school theoretical leaving age.

Purpose: Gross Enrolment Ratio is widely used to show the general level of participation in a given level of education. It indicates the capacity of the education system to enrol students of a particular age-group. It is used as a substitute indicator to net enrolment rate

(NER) when data on enrolment by single years of age are not available. Furthermore, it can also be a complementary indicator to NER by indicating the extent of over-aged and under-aged enrolment.

Calculation method: Divide the number of pupils (or students) enrolled in a given level of education regardless of age by the population of the age-group which officially corresponds to the given level of education, and multiply the result by 100.

Gross intake ratio (GIR)

Definition: Total number of new entrants in the first grade of primary education, regardless of age, expressed as a percentage of the population at the official entrance age to primary education.

Purpose: Gross Intake Rate indicates the general level of access to primary education. It also indicates the capacity of the education system to provide access to grade 1 for the official school-entrance age population. This indicator is used as a substitute to Net Intake Rate (NIR) in the absence of data on new entrants by single years of age.

Calculation method: Divide the number of new entrants in grade 1, irrespective of age, by the population of official school-entrance age, and multiply the result by 100.

Net enrolment rate (NER)

Definition: Enrolment of the theoretical school-age group for a given level of education, expressed as a percentage of the total population in that age-group.

Purpose: To show the extent of participation in a given level of education of children and youths belonging to the official age-group corresponding to the given level of education.

Calculation method: Divide the number of pupils enrolled who are of the official age-group for a given level of education by the population for the same age-group and multiply the result by 100.

Percentage of repeaters

Definition: Total number of pupils who are enrolled in the same grade (or level) as the previous year, expressed as a percentage of the total enrolment in that grade (or level) of education.

Purpose: This indicator measures the extent and patterns of repetition by grade, as part of the internal efficiency of education system.

Calculation method: Divide the number of pupils/students repeating a given grade in a given school-year by the number of pupils or students enrolled in the same grade in the same school-year and multiply by 100.

Percentage Withdrawals

Definition: Total number of pupils who withdrew from a grade (or level) expressed as a percentage of the total enrolment in that grade (or level) of education.

Calculation method: Divide the number of pupils/students withdrawing from a given grade in a given school-year by the number of pupils or students enrolled in the same grade in the same school-year and multiply by 100.

Percentage of Qualified Teachers

Definition: The number of qualified teachers at a given level of education expressed as a percentage of total number of teachers (male and female) at the same level in a given school-year. Teachers are defined as persons whose professional activity involves the transmitting of knowledge, attitudes and skills that are stipulated in a formal curriculum programme to students enrolled in a formal educational institution. Qualified means having at least a NCE qualification

Calculation Method: Divide the total number of qualified teachers at a given level of education by the total number of teachers (male and female) at the same level in a given school-year and multiply by 100.

Pupils Classroom Ratio

Definition: Average number of pupils per classroom in a given school-year. Classroom is defined as physical space at a school where formal instruction occurs. The classroom should be in good condition and not needing major repairs.

Calculation Method: Divide the total number of pupils each level or type of education by the number of classrooms for each level or type of education.

Pupil Qualified Teacher Ratio (PTQR)

Definition: Average number of pupils per qualified teacher at a specific level of education in a given school-year. Qualified teachers are defined as persons whose professional activity involves the transmitting of knowledge, attitudes and skills that are stipulated in a formal curriculum programme to students enrolled in a formal educational institution and who have achieved a minimum level of education which should include either NCE or a degree of equivalent qualification in education.

Pupil Textbooks Ratio (Pupil to Core Textbook Ratio)

Definition: Average number of pupils per core textbooks in a given school-year. A core textbook is a book used by schools for formal instruction to pupils of the four core subjects.

Calculation Method: Divide the total number of pupils in the school by the number of textbooks in the same school of the four core subjects.

Pupil Teacher Ratio (PTR)

Definition: Average number of pupils per teacher at a specific level of education in a given school-year. Teachers are defined as persons whose professional activity involves the transmitting of knowledge, attitudes and skills that are stipulated in a formal curriculum programme to students enrolled in a formal educational institution.

Calculation Method: Divide the total number of pupils enrolled at the specified level of education by the number of teachers at the same level.

Percentage of Private Enrolment

Definition: Enrolment in private educational institutions at a given level of education expressed as a percentage of total enrolment at the same level.

Purpose: To measure the relative weight of private education in terms of enrolment, hence the scale and capacity of private education within a country.

Calculation method: Divide the number of pupils (or students) enrolled in private educational institutions in a given level of education by total enrolment (public and private) at the same level of education, and multiply the result by 100

Repetition Rate

Definition: Proportion of pupils enrolled in a given grade at a given school-year who study in the same grade in the following school-year in the specific level or type of education. A repeating pupil is a pupil who studies the same grade as he or she did in the previous school year.

Calculation Method: Divide the number of repeaters in a given grade in school-year by the number of pupils from the same grade in the previous school-year in the specific level or type of education.

Teacher to Classroom Ratio

Definition: Average number of teachers per classroom in a given school-year. Classroom is defined as physical space at a school where formal instruction occurs. The classroom should be in good condition and not needing major repairs.

Calculation Method: Divide the total number of teachers each level or type of education by the number of classrooms for each level or type of education.

Teacher to Non-Teacher Ratio

Definition: The proportion of teachers at a given level of education expressed as a ratio of total number of non-teaching staff at the same level in a given school-year. Teachers are defined as persons whose professional activity involves the transmitting of knowledge, attitudes and skills that are stipulated in a formal curriculum programme to students enrolled in a formal educational institution.

Calculation Method: Divide the total number of teachers at a given level of education by the total number of non-teaching staff (male and female) at the same level in a given school-year.

Transition Rate

Definition: The number of students studying in a given year and grade level as a percentage of the number of students studying in the previous year and previous grade level.

Calculation method: Divide the number of pupils enrolled in a given year and for a given grade level by the number of students enrolled in the previous year and previous grade level and multiply the result by 100.

Unenrolled children

Definition: Children in the official school age range who are not enrolled in school. This is the remainder after accounting for ASER.